

Livermore Area Recreation and Park District

Staff Report

TO: Chair Pierpont and Board of Directors

FROM: Mathew Fuzie, General Manager

PREPARED BY: David Weisgerber, Community Outreach Supervisor

DATE: March 25, 2026

SUBJECT: Parks, Recreation, and Trails Master Plan: Phase 3 Community Outreach and Engagement Recap

RECOMMENDATION:

Accept the Phase 3 Outreach Summary and provide feedback on the findings to help inform development of goals, strategies, and implementation actions for the Master Plan.

BACKGROUND:

Livermore Area Recreation and Park District is currently updating its Parks, Recreation, and Trails Master Plan to guide the future development, maintenance, and programming of parks and recreation services over the next ten years.

Phase 3 of the planning process focused on community outreach and stakeholder engagement. Outreach activities were designed to gather input from residents, partner agencies, community organizations, and internal staff regarding current services, emerging needs, and opportunities for collaboration.

Outreach efforts included:

- A statistically valid community survey conducted by Probolsky Research
- An open-link community survey
- Stakeholder interviews with partner agencies, including the City of Livermore, Alameda County, East Bay Regional Park District, and Zone 7 Water Agency
- A community partner workshop with representatives from local organizations and agencies
- An internal stakeholder workshop with District staff
- A questionnaire distributed to local sports organizations

The findings from these outreach efforts are summarized below and will help inform the development of goals, priorities, and implementation strategies for the updated Master Plan.

DISCUSSION:

Input collected through the community survey, stakeholder interviews, community partner workshop, sports organization questionnaire, and internal staff workshop revealed several consistent themes related to parks, recreation services, and system planning.

Key Themes from Outreach and Engagement Phase

Theme 1: Parks and Recreation Are Highly Valued by the Community

Survey results confirm that parks and recreation services play a central role in the quality of life for Livermore area residents. Nearly all respondents indicated that parks, recreation facilities, programs, and open space are important to their quality of life. This strong level of support reflects the important role that LARPD parks and programs play in the community.

Theme 2: Parks and Recreation Facilities Are Widely Used

Community survey results indicate that LARPD's parks and recreation facilities are used frequently by residents. Nearly half of respondents reported visiting parks or recreation facilities more than once per week, while the vast majority reported visiting parks at least occasionally.

This level of regular use highlights the importance of maintaining high-quality parks and ensuring that facilities remain accessible and well-maintained.

Theme 3: Overall Satisfaction with the Park System Is Strong

Survey responses indicate high levels of satisfaction with the District's parks and recreation services. Most residents rated parks and recreation facilities positively and indicated satisfaction with park maintenance.

These findings suggest that the existing park system is generally functioning well and provides meaningful benefits to residents.

Theme 4: Maintaining and Modernizing Facilities Will Be an Ongoing Priority

Across multiple outreach channels, participants emphasized the importance of maintaining and reinvesting in existing parks and facilities. Internal staff discussions and partner feedback also highlighted the importance of addressing aging infrastructure and deferred maintenance across the system.

Theme 5: Field Capacity and Scheduling Considerations

Input from local sports organizations, summarized in Attachment 3, along with observations from the internal staff workshop, highlighted challenges related to field availability, scheduling, and lighting at certain facilities. These issues reflect increasing demand for field space and the need to balance recreational programming with available infrastructure.

Theme 6: Trail Connectivity and Access to Open Space

Community feedback and discussions with regional partners emphasized the importance of trail connectivity and access to open space. Stakeholder discussions with partner agencies highlighted opportunities to strengthen connections among neighborhoods, parks, and regional open spaces through coordinated planning efforts.

Theme 7: Partnerships Will Continue to Play an Important Role

Community partners and internal staff both emphasized the value of collaboration in delivering programs, expanding services, and maximizing the use of community facilities and resources. Participants noted that partnerships between agencies and community organizations play an important role in supporting recreation programs and services.

ADDITIONAL SURVEY ANALYSIS:

At the Board's request during the February 11, 2026 meeting, additional analysis was conducted comparing responses from households with children and those without. This information is included in Attachment 5, along with the community survey results, to provide additional context for the survey findings.

Overall, responses between these groups were largely consistent, with no notable differences in facility needs or requests. A key distinction is in how these groups utilize the system, with households with children more engaged in programs and organized recreation, while other residents place relatively greater emphasis on trails and general park amenities.

NEXT STEPS:

Information gathered through the groundwork, baseline assessment, and outreach phases of the Master Plan update will be used to organize key themes and opportunities and develop potential goals, strategies, and implementation actions.

Staff anticipates returning to the Board on April 29, 2026, for a workshop focused on policy frameworks to guide goal development and implementation strategies, and to provide direction before preparing the draft Master Plan.

Following that workshop, staff will prepare a draft Master Plan for Board review and consideration.

ATTACHMENTS:

1. Community Partner Stakeholder Discussion Summary
2. Internal Stakeholder Workshop Summary
3. Sports Organization Questionnaire – Summary of Key Findings
4. Outreach Themes and Sources Crosswalk
5. Community Survey Results Summary from Probolsky Research (Previously presented to the Board with addition of households with children cross tabulation)

THIS PAGE LEFT INTENTIONALLY BLANK



**LARPD Parks, Recreation, and Trails Master Plan Update
Community Partners Stakeholder Input – Summary**
Thursday, March 5, 2026

As part of Phase 3 of the Master Plan update, LARPD convened a discussion with community partners and public agency representatives to gather perspectives on parks, recreation programs, and open space in the Livermore area.

The conversation focused on opportunities for coordination, emerging community needs, and how partner organizations interact with LARPD facilities and services. Similar to the internal staff workshop, the discussion stayed at a system level and emphasized themes rather than specific projects.

Key Themes from the discussion

- 1. Coordination and Communication Between Agencies:** Stakeholders consistently noted the strong working relationships between LARPD and partner agencies. At the same time, several participants suggested that more structured coordination could improve long-term planning and project implementation. Ideas included establishing a regular cadence of interagency working groups and clarifying roles and responsibilities through clearer agreements.
 - a. What this means for the plan:**
Strengthen coordination frameworks and clarify roles across partner agencies to support more effective collaboration.

- 2. Maintenance Collaboration and Resource Sharing:** Several stakeholders discussed opportunities to improve coordination around maintenance responsibilities and operational support, particularly between City of Livermore, LVJUSD, and LARPD. This included clarifying maintenance roles between agencies, sharing specialized equipment or expertise when appropriate, and establishing clearer processes for addressing projects that go beyond routine maintenance.
 - a. What this means for the plan:**
Identify opportunities for shared maintenance strategies and clearer processes for managing joint infrastructure responsibilities.

- 2. Shared Facilities and Access to Community Space:** Partners highlighted growing demand for meeting space, event space, and program facilities across the community. Participants discussed opportunities to simplify access to facilities for partner organizations and explore joint-use approaches that maximize the use of existing public facilities.

Key Need Identified by Community Partners: Childcare

Across discussions, stakeholders consistently identified childcare and Extended Student Services (ESS) capacity as a significant community need, including staffing, facilities, and affordability considerations.

Attendees: *Joey Benjamin (LARPD), John Bost (Open Heart Kitchen), Nathan Brumley (Livermore Public Library), Chris Carter (Livermore Valley Arts), Tracie Christmas (LVJUSD), Ranjani D'Costa (Tri-Valley Haven), Michelle Dawson (LVJUSD), Craig Freeman (LPFD), Mathew Fuzie (LARPD), Tim Messa (City of Livermore), Andrea McGovern (LARPD), Kim McNeely (LVJUSD), Eric Peterson (City of Livermore), Joe Prime (City of Livermore), John Reynolds (Livermore Police Department), Hailey Rose (Tri-Valley Conservancy), Andy Ross (City of Livermore), Diana Roberts (Tri-Valley Conservancy), Marc Roberts (LARPD), Sherri Souza (Livermore Valley Chamber of Commerce), Paul Spence (City of Livermore), Brent Smith (City of Livermore), and David Weisgerber (LARPD)*



LARPD Parks, Recreation, and Trails Master Plan Update Internal (LARPD Staff) Stakeholder Workshop Summary

Wednesday, March 4, 2026

As part of Phase 3 of the Master Plan update, LARPD staff participated in a workshop focused on where we are today and what that means for the next 10 years. The discussion stayed at a big-picture level and centered on themes rather than individual projects.

Key Themes from the Discussion

1. **Capacity and Growth Pressures:** Staff noted continued demand across programs and facilities. Waitlists, high utilization, and limited space in certain locations are ongoing realities. Expanding capacity often requires capital investment or creative use of partnerships.
 - a. **What this means for the plan:** We need to align program growth with facility capacity and staffing levels.
2. **Staffing Strength and Organizational Sustainability:** Staffing emerged as both a core strength and an area requiring continued attention. There was pride in our current team and staff make-up, but a continued need to invest in training, tuition reimbursement, internships, and professional development. Similarly, retention and evolving skill sets will be important as expectations grow and partnerships become more complex.
 - a. **What this means for the plan:** Maintain a strong service culture while ensuring staffing levels and skills keep pace with future needs.
3. **Deferred Maintenance and Financial Prioritization:** There was clear agreement that reinvesting in existing facilities remains a priority. Several participants emphasized the importance of addressing deferred maintenance before pursuing significant expansion, while recognizing that projects around new facilities may create opportunities for external funding partnerships.
 - a. **What this means for the plan:** Balance reinvestment in aging facilities with thoughtful, selective expansion.
4. **Partnerships and Role Clarity:** Partnerships were consistently described as a force multiplier. LVJUSD, EBRPD, Zone 7, and the City of Livermore were specifically mentioned. Staff noted the importance of clear agreements, coordinated planning, and having the internal capacity to manage increasingly complex partnerships.
 - a. **What this means for the plan:** Be clear about LARPD's leadership role while strengthening partnerships that expand our impact.

5. **Programs vs. Broad Access:** Staff discussed the strong satisfaction among heavy program users alongside the 2.5 million annual facility visits across the system. This raised an important question about how we balance structured programming with maintaining open-access parks and infrastructure that serve the broader community.
 - a. **What this means for the plan:** Be intentional about how we invest in programs versus general-use park infrastructure.

6. **Geographic Growth and System Reach:** There was discussion about rural service areas, trail connections, Camp Shelly, and growth in surrounding communities such as Mountain House. These comments reflected interest in whether and how LARPD's footprint should evolve.
 - a. **What this means for the plan:** Decide whether the next decade focuses more on expanding outward or reinvesting within our current service area.

Overall Observations/Summary

The conversation reflected strong alignment around stewardship, service quality, and the need to prioritize thoughtfully. Staff emphasized balancing growth with sustainability, leaning into partnerships, and being clear about LARPD's role moving forward.

These themes will be considered alongside the community survey results and external stakeholder input as we draft the Parks, Recreation, and Trails Master Plan.

Attendees: *Aaron Tavares, Alyssa Smith, Andrea McGovern, Brenda Rios, Carlie Spruiell, Chelynn Watkins, Daniel Aguilar, David Weisgerber, Eric Whiteside, Fred Haldeman, Harmony Brockman, Joseph Benjamin, Julie Dreher, Makenna Nation, Marc Roberts, Mathew Fuzie, Michelle Kleman, Natalie Kaaiawahia, Rachel Shelnut, Rene Venus Dalusong, Samantha Erickson, Scott Stramaglia, Sebastian Forero, Seth Eddings, Sukh Thind*



LARPD Parks, Recreation, and Trails Master Plan Update
Summary of Key Findings – Sports Organization Questionnaire

Questionnaire Period: January 13 – February 2, 2026

As part of Phase 3 outreach for the Parks, Recreation, and Trails Master Plan update, LARPD distributed a questionnaire to local sports organizations to gather input regarding facility use, scheduling needs, and anticipated program growth. The questionnaire was shared with organizations that regularly use District facilities.

Responses were received from organizations representing a range of youth and recreational sports, including baseball, softball, soccer, lacrosse, basketball, swimming, pickleball, and ultimate frisbee. The responses provided insight into how organizations currently use District facilities and the challenges they experience when scheduling practices and games.

Key Themes from the responses:

1. **Field Capacity and Scheduling Considerations:** Many organizations indicated that access to field space during peak seasons can be challenging. Respondents noted that demand for practices, games, and tournaments often exceeds available field time, particularly during evenings and weekends.

Several organizations suggested that improvements such as additional field space, field lighting, synthetic turf fields, or adjustments to scheduling practices could help expand available hours of use and improve scheduling flexibility.

- a. **What this means for the plan:**

- Evaluating field capacity, scheduling practices, and potential facility improvements will be important as participation in youth and recreational sports continues.

2. **Participation Levels and Program Growth:** Several organizations indicated that participation has increased in recent years and may continue to grow over the next three to five years. Growth estimates varied by organization, but responses generally reflected continued interest in youth sports and recreational programming in the Livermore area.

- a. **What this means for the plan:**

- Future planning should consider potential growth in youth and recreational sports participation when evaluating facility needs and scheduling practices.

3. **Regional Use of Facilities:** Some organizations indicated that they utilize facilities both within and outside the LARPD system in order to meet scheduling needs. This reflects the regional nature of many youth sports programs and the need to coordinate facility availability across multiple providers.

a. **What this means for the plan:**

Regional coordination and efficient scheduling practices can help support local sports organizations.

4. Facility Amenities and Operational Improvements: When asked about improvements that would benefit their organizations, respondents mentioned amenities such as restrooms, parking, storage space, and field condition improvements. While these comments varied by facility, they reflect the importance of maintaining facilities that support both players and spectators.

a. **What this means for the plan:**

Facility improvements that enhance usability and operational efficiency may support both existing programs and future growth.

Participating Organizations:

Responses were received from representatives of the following organizations:

ADVNC Lacrosse, Bay Area Disc Association, East Bay Waves, Firecrackers Leles, Frozen Rope Baseball, Girls for Girls Lacrosse, Granada High School, Granada Little League, Livermore Aquacowboys, Livermore Diablos, Livermore Fusion Soccer Club, Livermore Little League, Livermore Phantoms Lacrosse Club, Moonshots, Olympique Dublin, Top Performance Basketball, Tri-Valley Pickleball Club, and West Coast Jamboree



LARPD Parks, Recreation, and Trails Master Plan Update
Outreach Themes and Sources Crosswalk

The following table illustrates how key themes identified in the Phase 3 outreach process were reflected across multiple engagement activities.

Theme	Community Survey	Sports Organizations	Stakeholder Interviews	Partner Workshop	Internal Staff
Parks Are Highly Valued by the Community	✓			✓	✓
High Levels of Park and Facility Use	✓				✓
Overall Satisfaction with Parks and Recreation Services	✓				✓
Continued Investment in Facilities and Infrastructure	✓	✓	✓	✓	✓
Field Capacity and Scheduling Considerations		✓			✓
Trail Connectivity and Access to Open Space	✓		✓		✓
Partnerships and Collaborative Opportunities			✓	✓	✓

THIS PAGE LEFT INTENTIONALLY BLANK

Livermore Area Recreation and Park District Master Planning Survey Results Presentation

December 2025



**Opinion Research on
Elections and Public Policy**



PROBOLSKY RESEARCH
100 Pine Street Suite 1250 San Francisco, CA 94111

San Francisco
(415) 870-8150

Newport Beach
(949) 855-6400

Washington DC
(202) 559-0270

ATTACHMENT 5

Livermore Area Recreation and Park District – Master Planning Survey

Survey Methodology*

	Survey Details
Mode	Phone (landline and mobile) Online (email and text to web)
Language	English and Spanish
Length	10 minutes
Target Respondents	LARPD service area residents
Survey Fielding	December 17 - 22, 2025
Margin of Error	+/-5%
Survey Participants	400

Sample

The sample was developed using consumer data. We called, emailed, and texted residents. We matched the demographics of LARPD's service area.

Data Collection Explained

Interviews were conducted with live U.S.-based interviewers by phone (38%) and online survey methods (62%). Phone participants were interviewed through landline (25%) and mobile (75%) calls. Online participants were invited by email (45%) and text message (55%) to access the survey by computer, tablet, or smart phone.

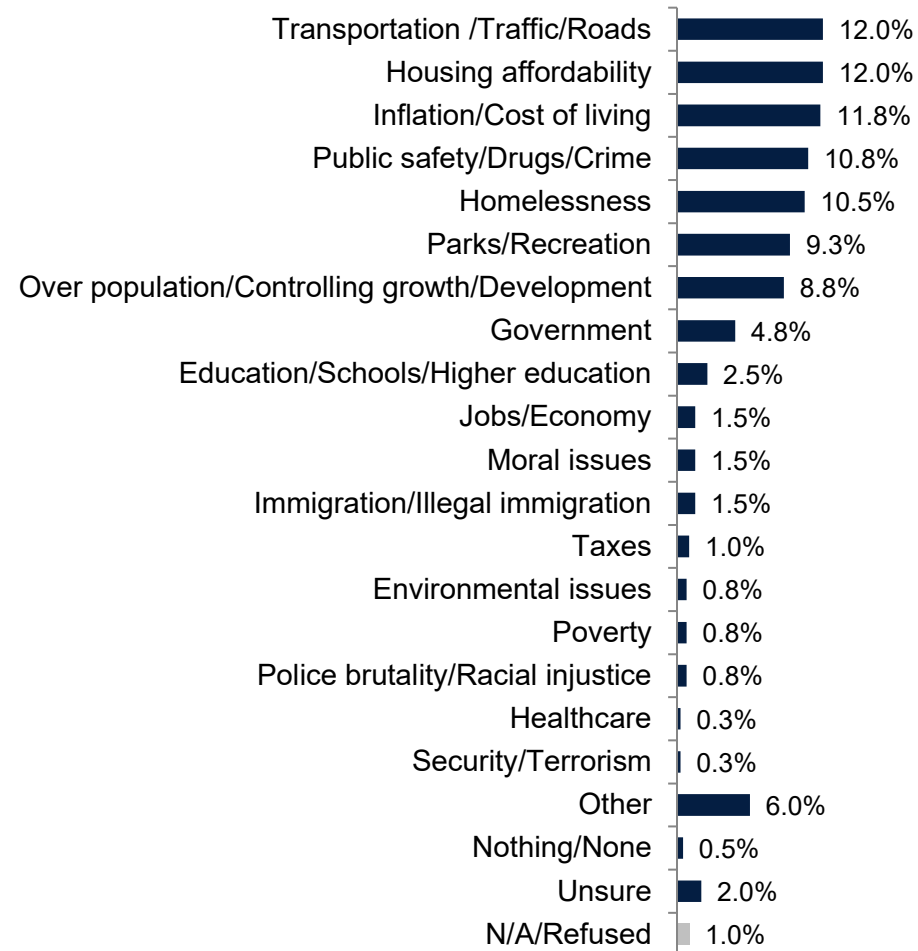
Respondents in all modes chose their preferred language, English (92%) and Spanish (8%).

Security measures precluded individuals from completing the survey more than once.



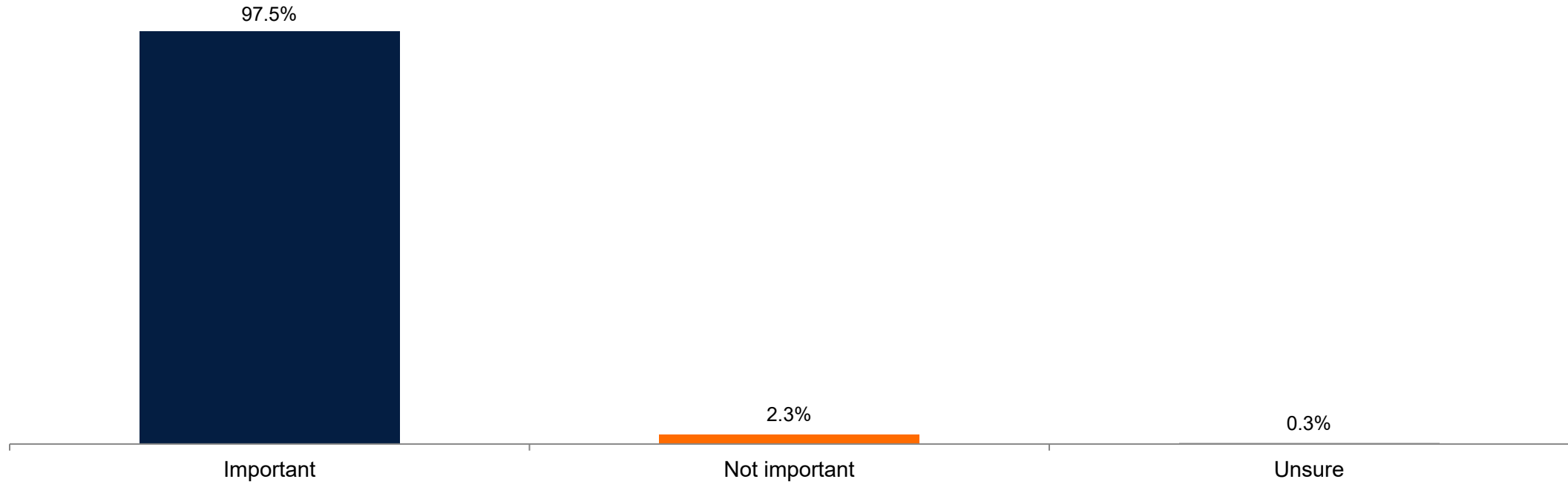
Transportation, traffic, and housing affordability are key top-of-mind issues for residents

Question 1: In your own words, what is the most important issue facing your community?
[OPEN-ENDED RESPONSE]



98% say local parks, recreation facilities, and programs are important to their quality of life

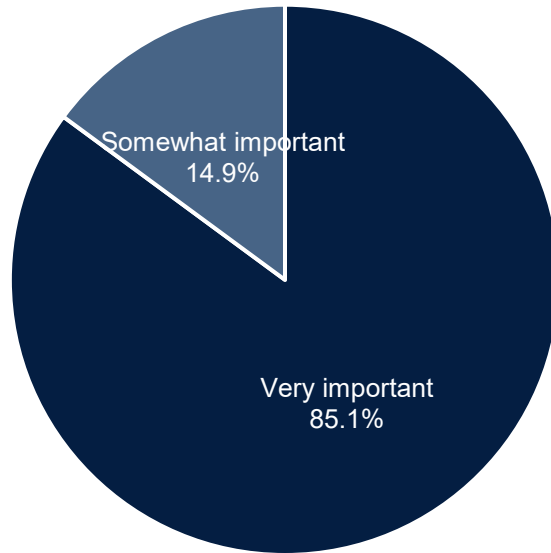
Question 2: How important are local parks, recreation facilities, and programs and open space to your quality of life?



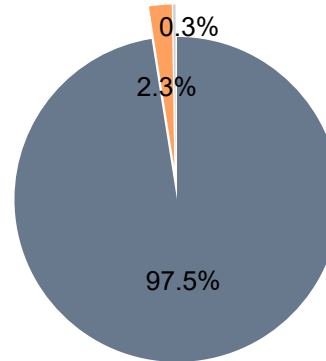
Among those who say important, 85% say very important

Question 2: How important are local parks, recreation facilities, and programs and open space to your quality of life?

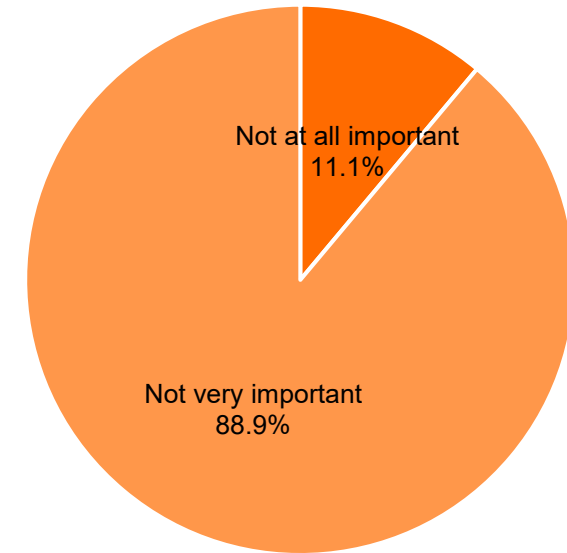
Among those who said important



Total

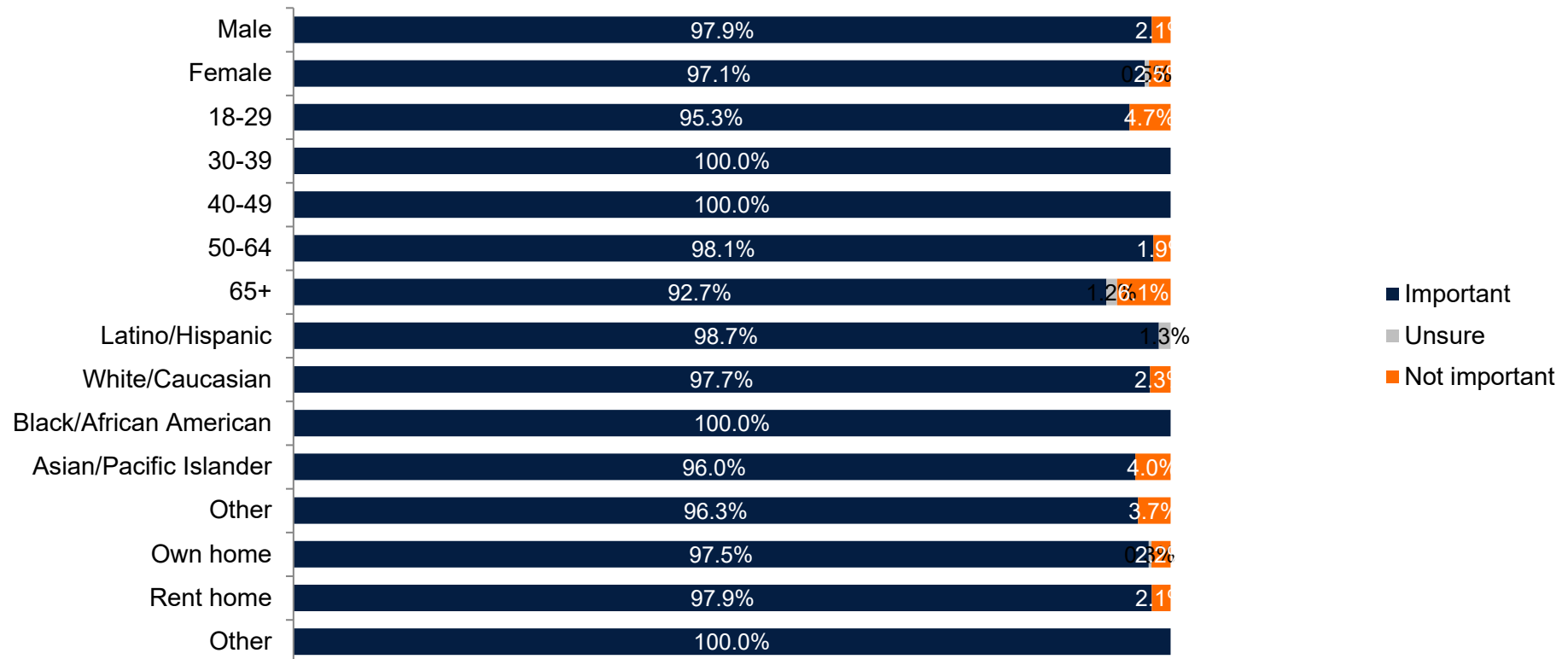


Among those who said not important



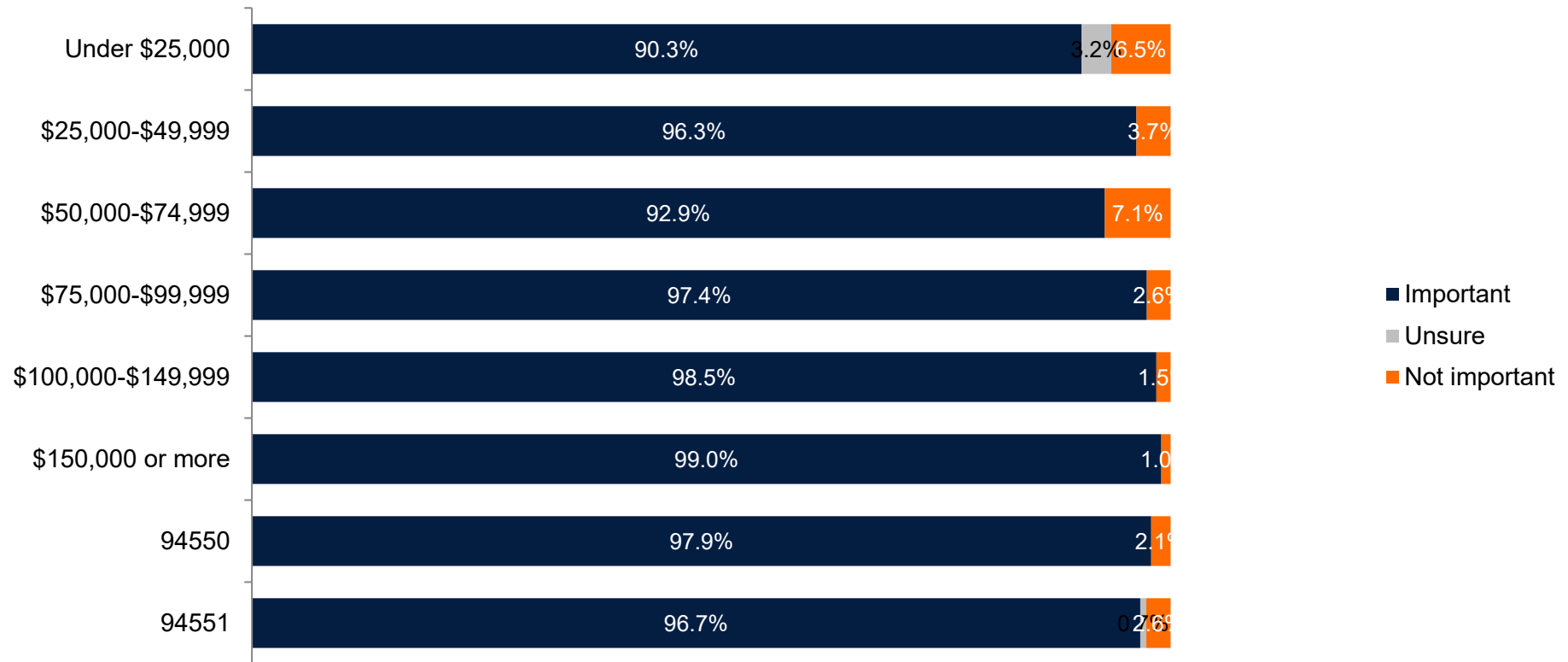
Results by gender, age group, ethnicity, and home type

Question 2: How important are local parks, recreation facilities, and programs and open space to your quality of life?



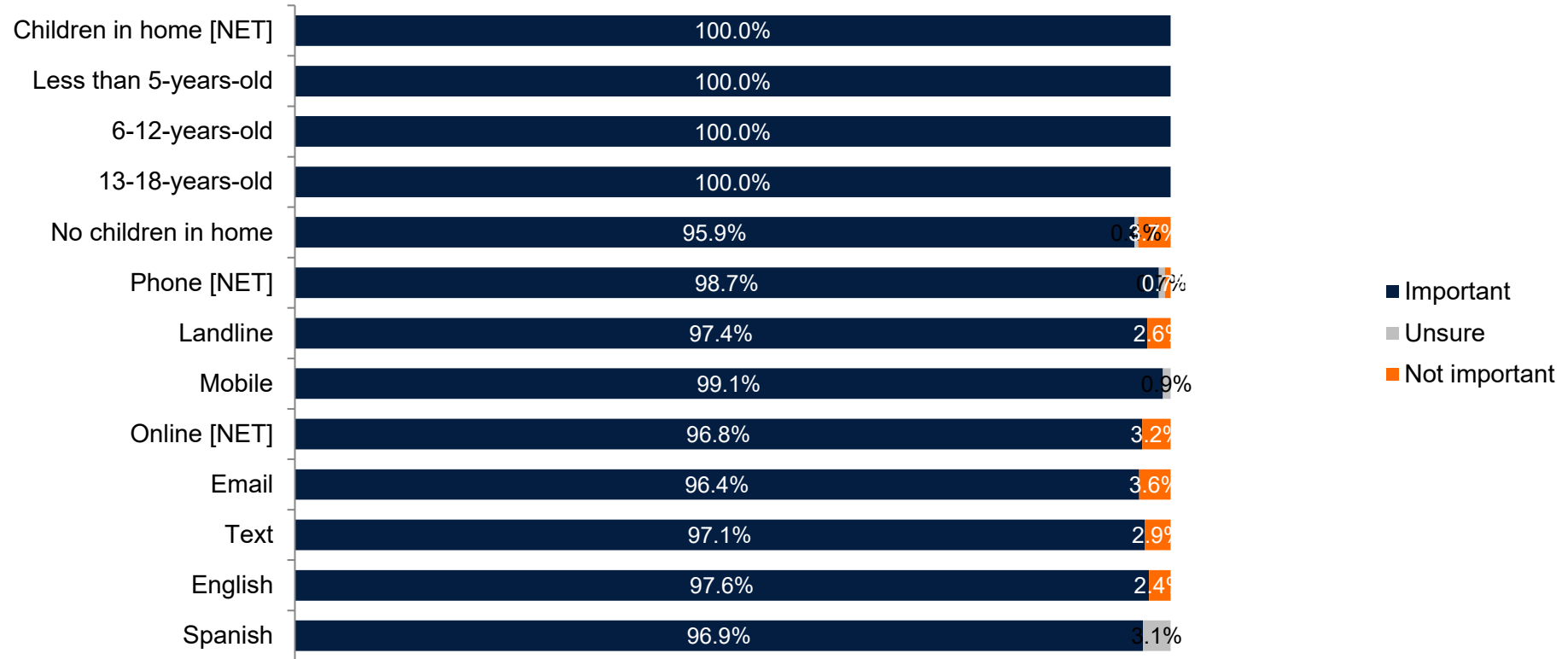
Results by household income and zip code

Question 2: How important are local parks, recreation facilities, and programs and open space to your quality of life?



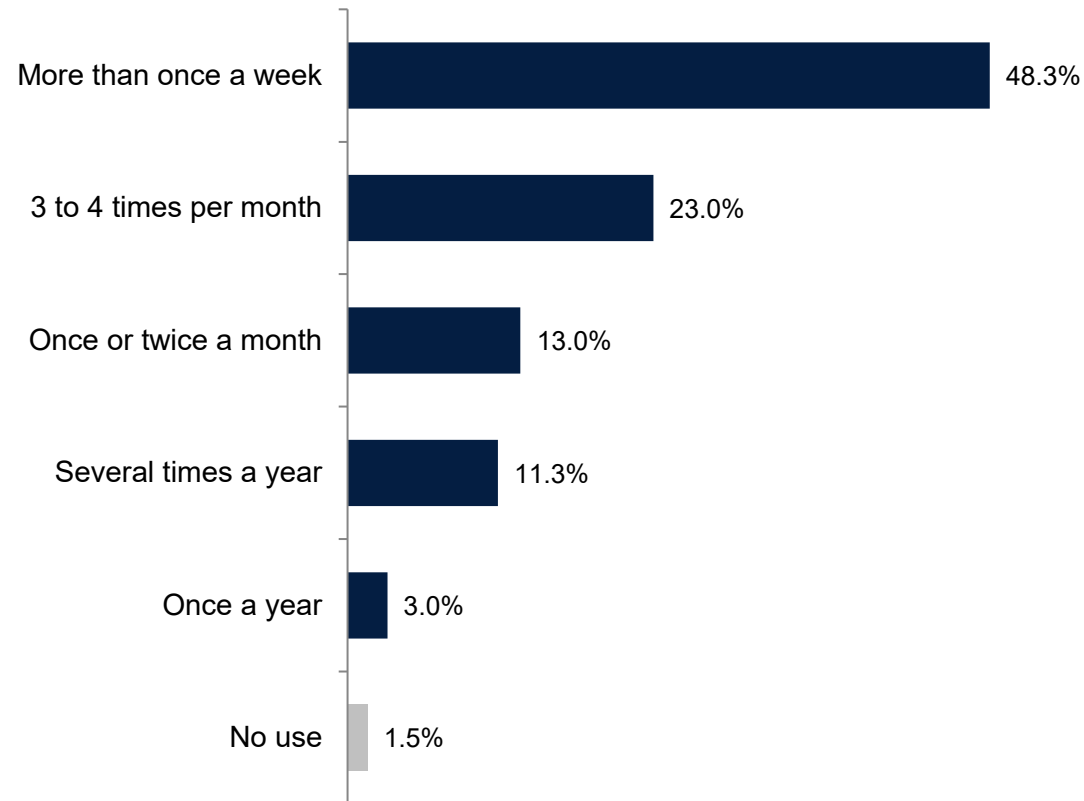
Results by children in home, survey mode, and survey language

Question 2: How important are local parks, recreation facilities, and programs and open space to your quality of life?



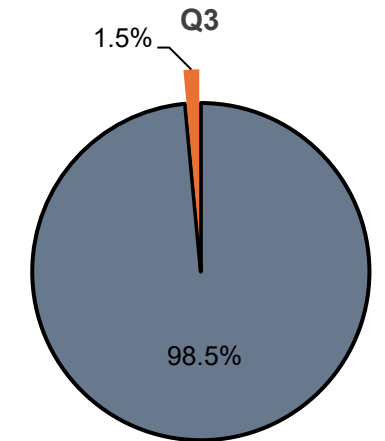
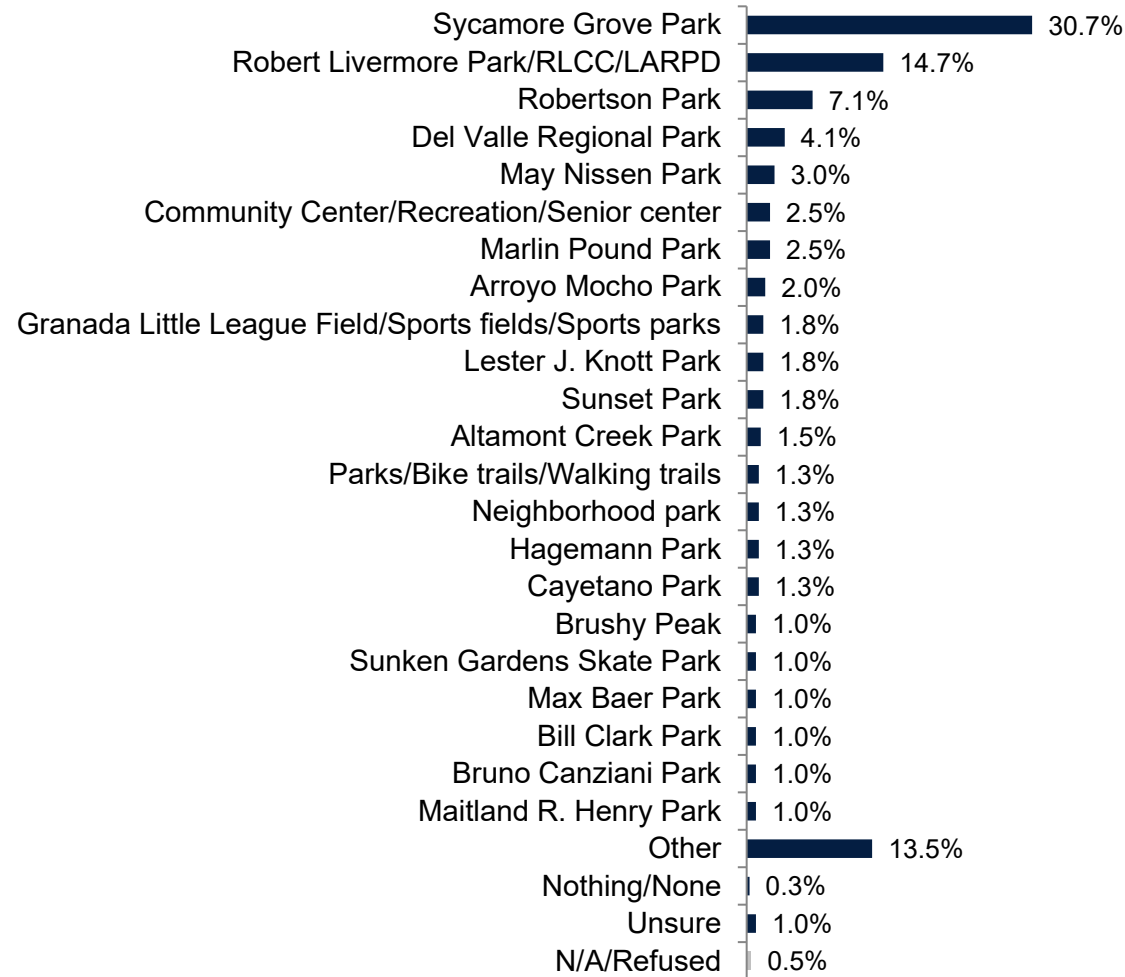
Nearly half of residents use parks or recreation facilities in the Livermore area more than once a week

Question 3: Thinking about the past year, which best describes how often you or other members of your household used parks or recreation facilities in the Livermore area?



The most visited park/facility by residents is Sycamore Grove Park

Question 4: What is the name of the park or recreation facility in the Livermore area you use most?
 [IF ANSWERED ANYTHING BUT 'NO USE' TO Q3]
 [OPEN-ENDED RESPONSE]

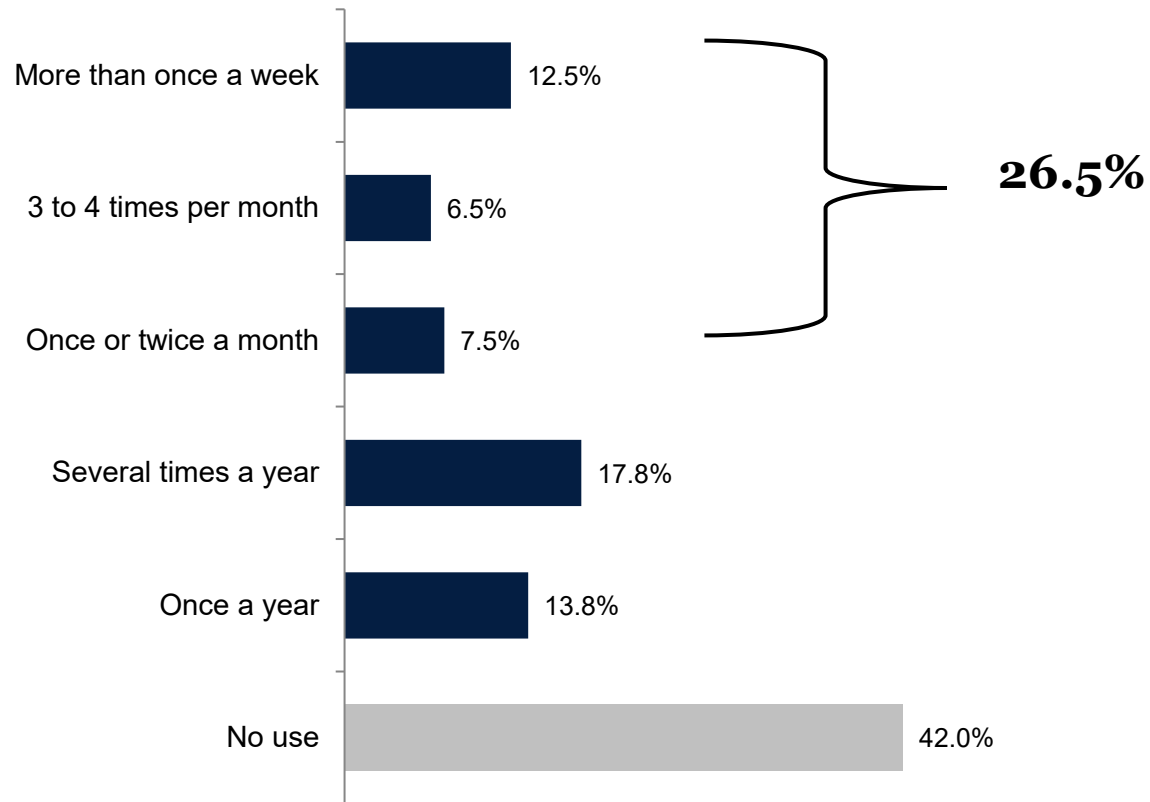


Question asked of respondents who used parks or recreation facilities in the Livermore area, representing 98.5% of the total sample or 394 individuals



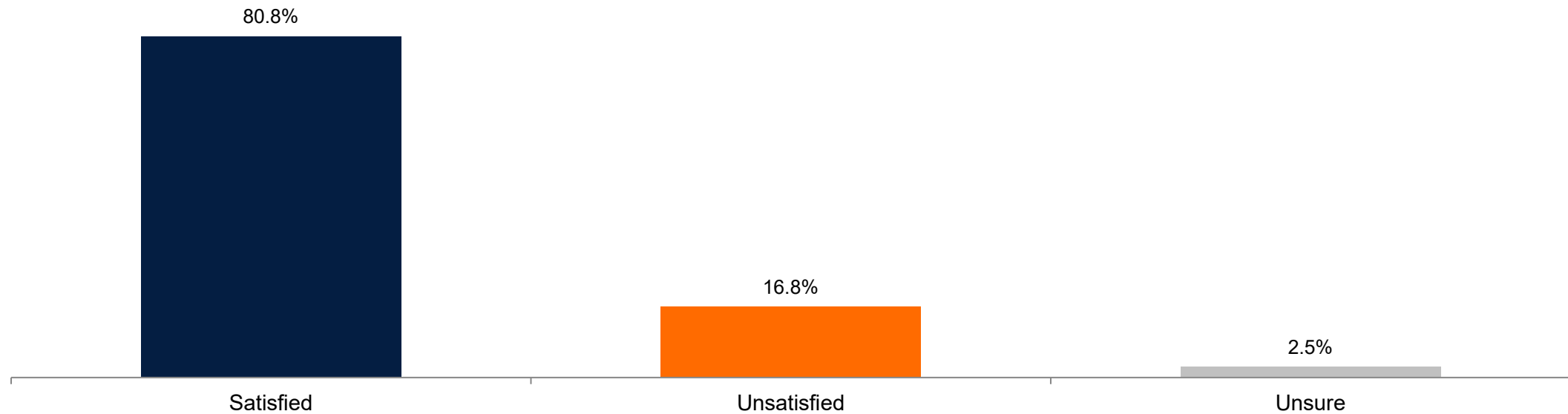
27% use a recreation program, class, or lesson at least once a month

Question 5: Thinking about the past year, what best describes how often you or other members of your household used recreation programs, classes or lessons in the Livermore area?



81% are satisfied with the existing parks, recreation facilities, and programs in the Livermore area

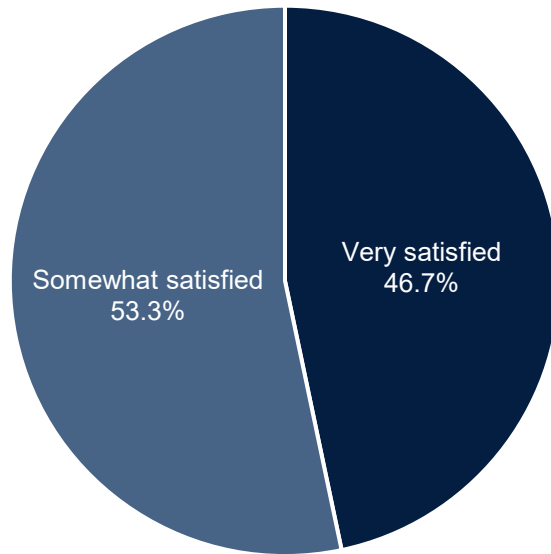
Question 6: Overall, are you satisfied or unsatisfied with the existing parks, recreation facilities, and programs in the Livermore area?



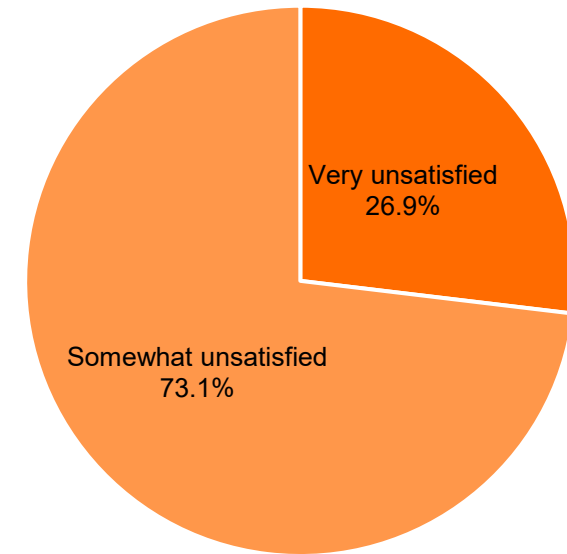
Among those who say satisfied, 53% say somewhat satisfied

Question 6: Overall, are you satisfied or unsatisfied with the existing parks, recreation facilities, and programs in the Livermore area?

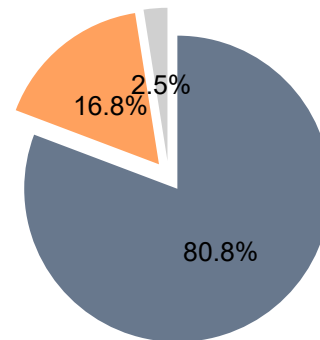
Among those who said satisfied



Among those who said unsatisfied

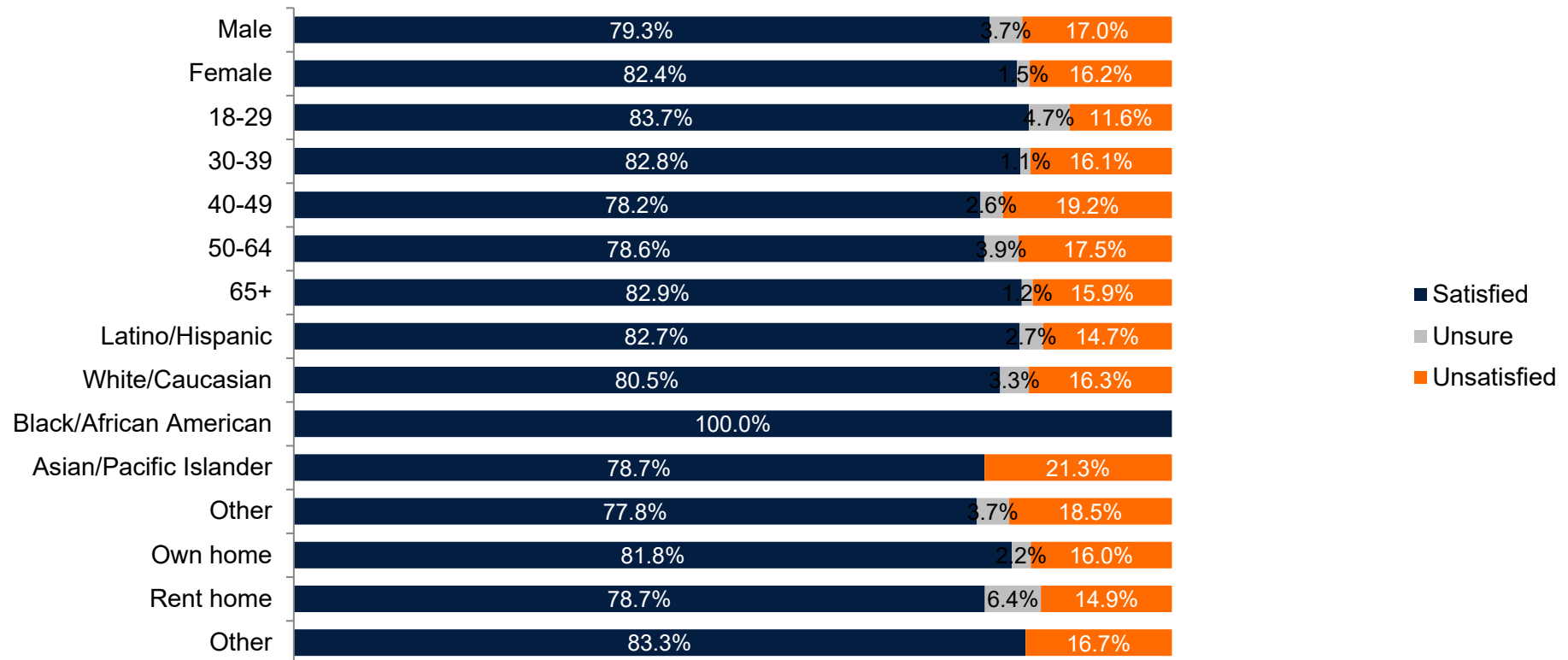


Total



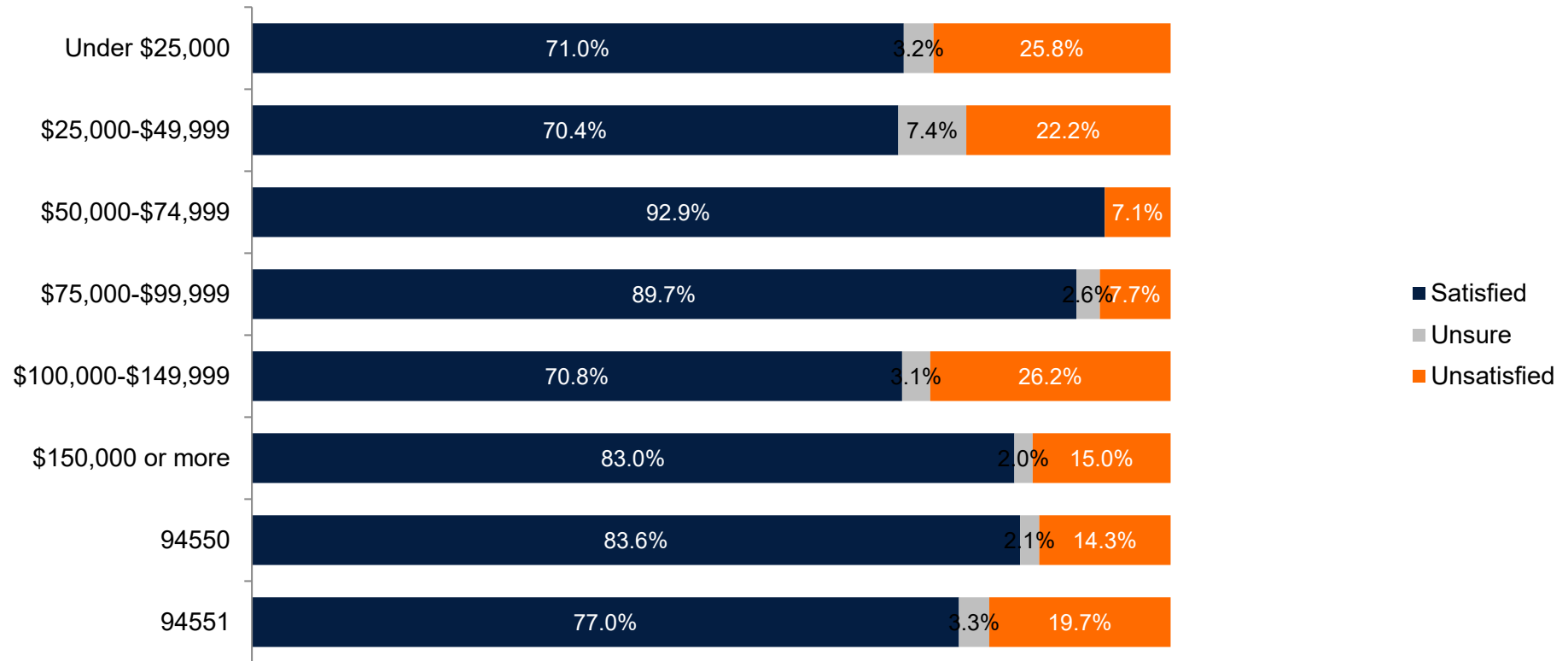
Results by gender, age group, ethnicity, and home type

Question 6: Overall, are you satisfied or unsatisfied with the existing parks, recreation facilities, and programs in the Livermore area?



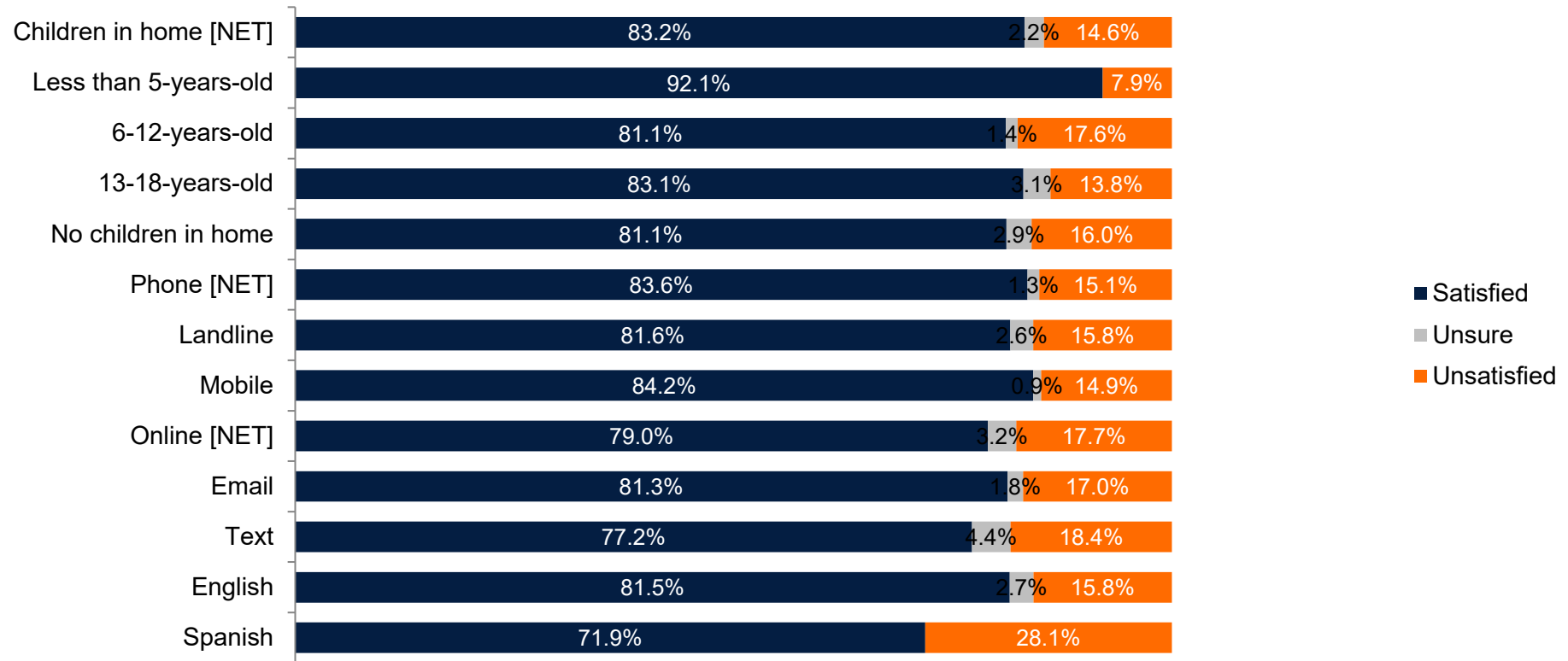
Results by household income and zip code

Question 6: Overall, are you satisfied or unsatisfied with the existing parks, recreation facilities, and programs in the Livermore area?



Results by children in home, survey mode, and survey language

Question 6: Overall, are you satisfied or unsatisfied with the existing parks, recreation facilities, and programs in the Livermore area?

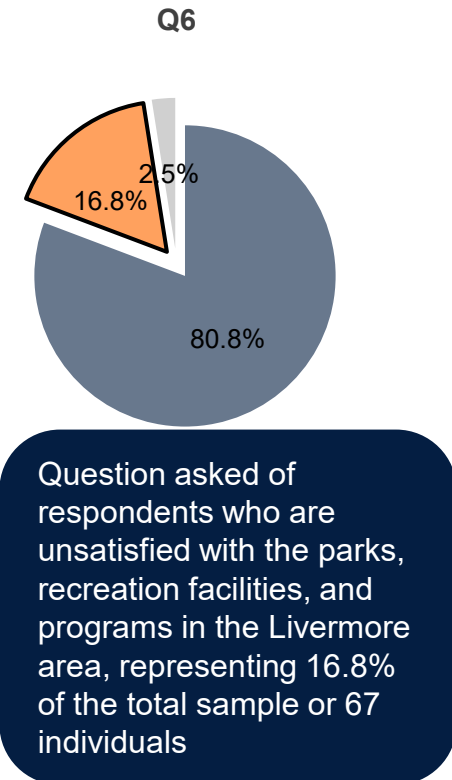
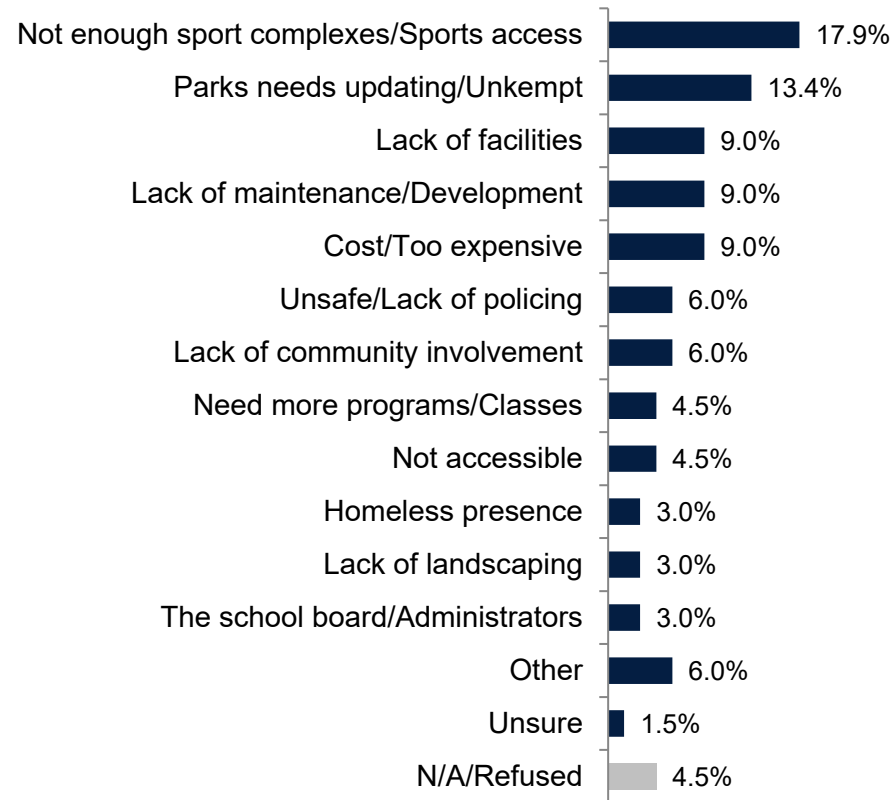


Among those who are dissatisfied, not enough sports complexes is the top reason

Question 7: Why are you unsatisfied with the parks, recreation facilities, and programs in the Livermore area?

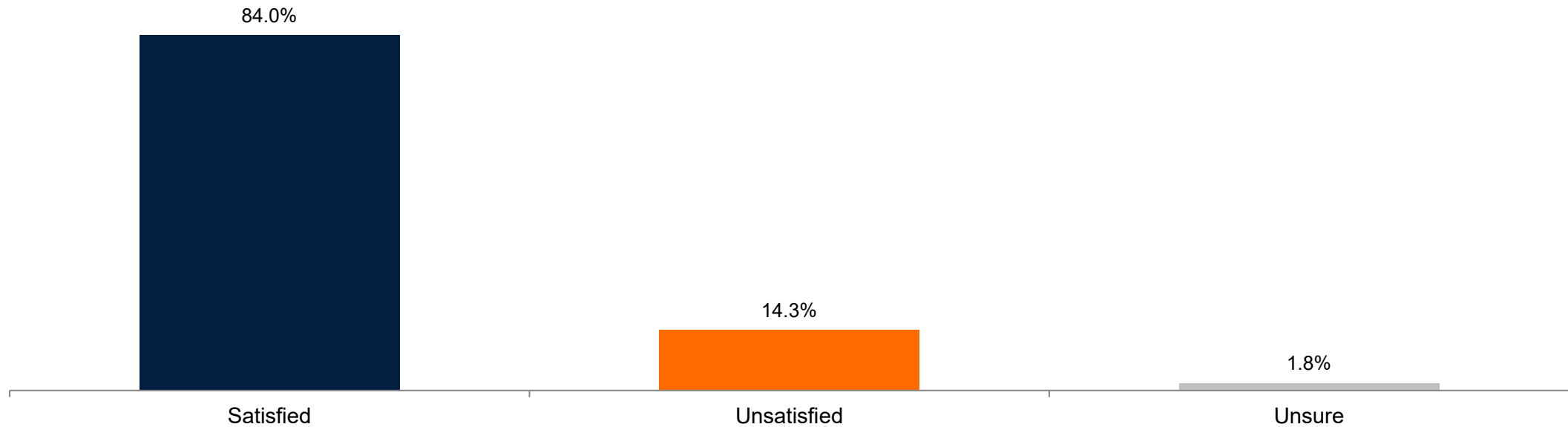
[IF Q6='UNSATISFIED']

[OPEN-ENDED RESPONSE]



84% are satisfied with existing maintenance of parks and recreation facilities in the Livermore area

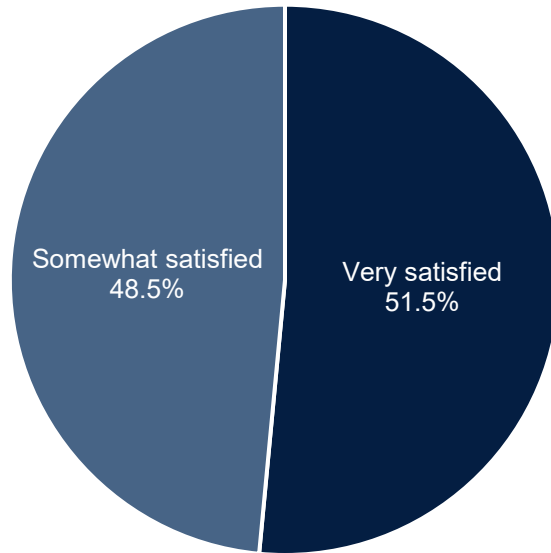
Question 8: Overall, are you satisfied with existing maintenance of parks and recreation facilities in the Livermore area?



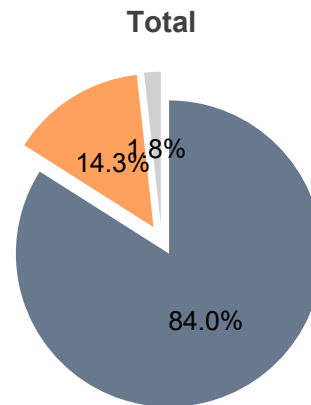
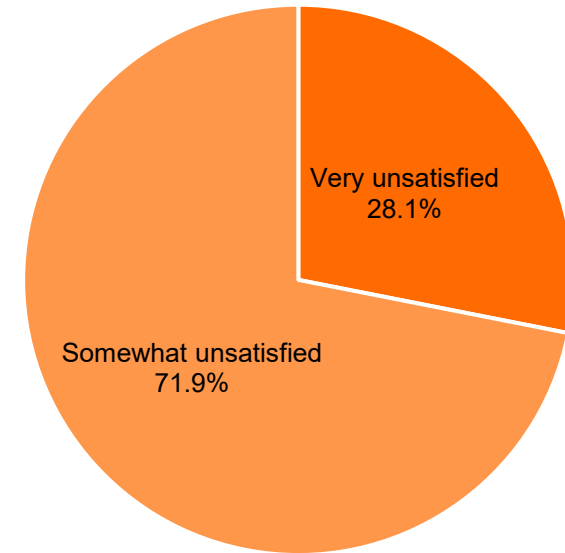
Among those who say satisfied, 52% say very satisfied

Question 8: Overall, are you satisfied with existing maintenance of parks and recreation facilities in the Livermore area?

Among those who said satisfied

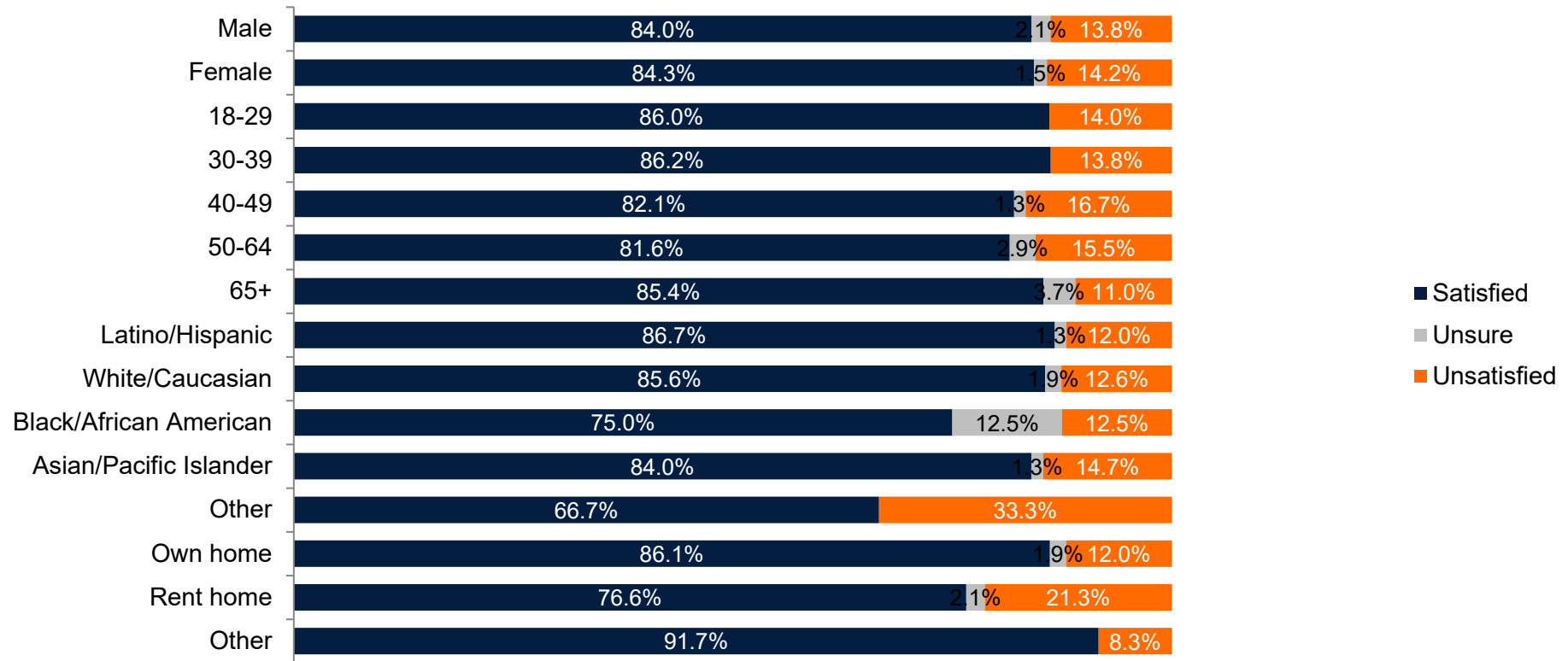


Among those who said unsatisfied



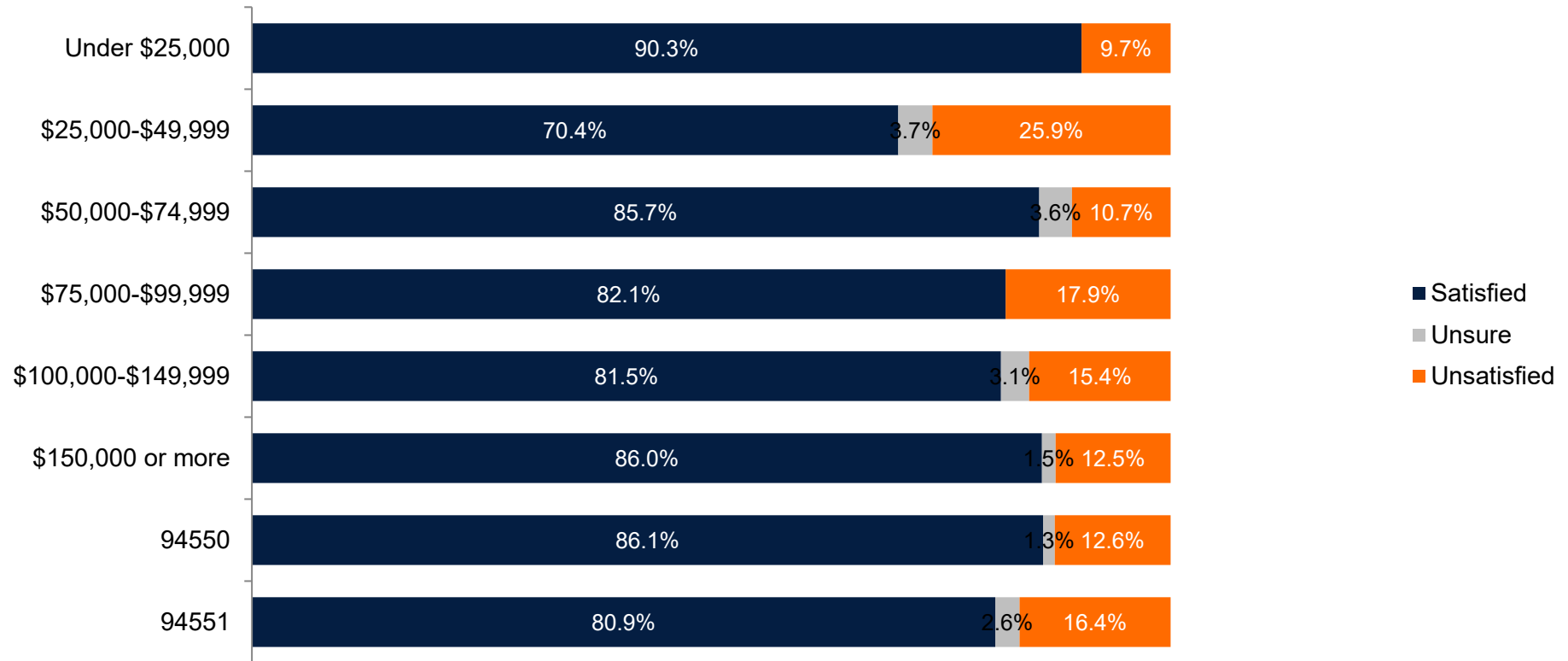
Results by gender, age group, ethnicity, and home type

Question 8: Overall, are you satisfied with existing maintenance of parks and recreation facilities in the Livermore area?



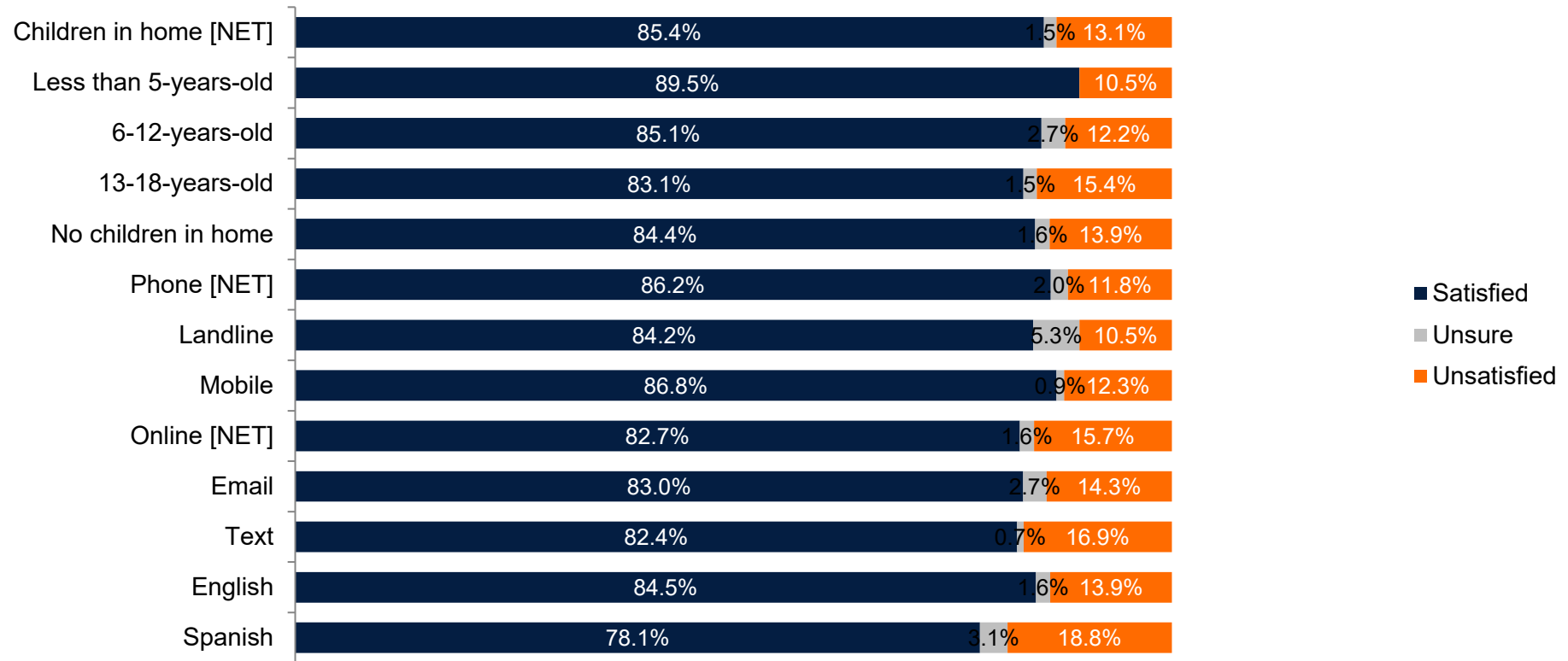
Results by household income and zip code

Question 8: Overall, are you satisfied with existing maintenance of parks and recreation facilities in the Livermore area?



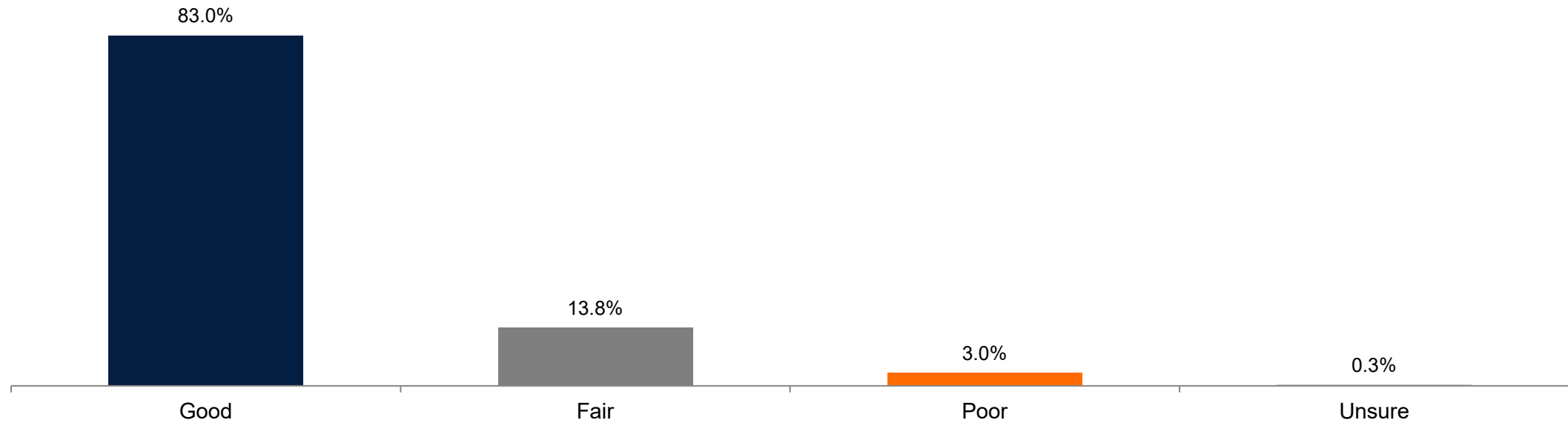
Results by children in home, survey mode, and survey language

Question 8: Overall, are you satisfied with existing maintenance of parks and recreation facilities in the Livermore area?



83% rate the quality of parks in the Livermore area as excellent/good

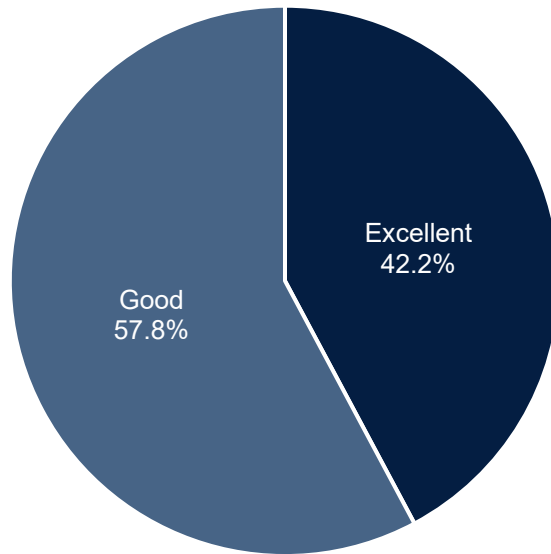
Question 9: Overall, how would you rate the quality of parks in the Livermore area?



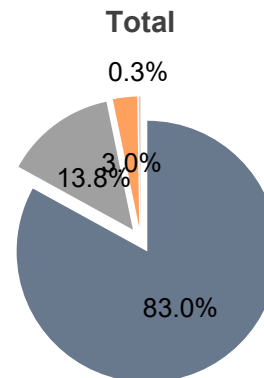
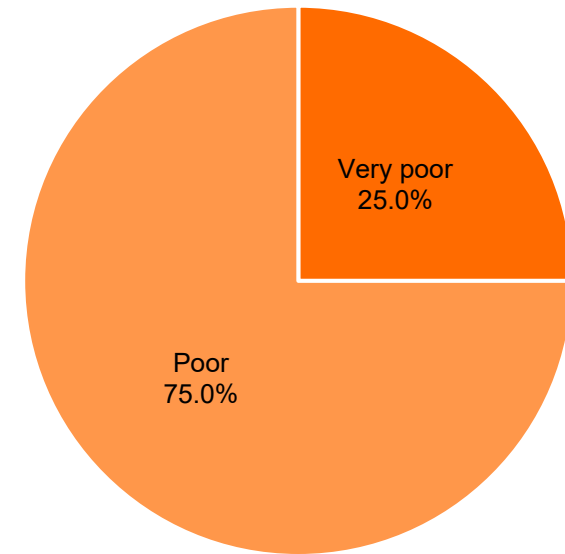
Among those who say excellent/good, 58% say good

Question 9: Overall, how would you rate the quality of parks in the Livermore area?

Among those who said good

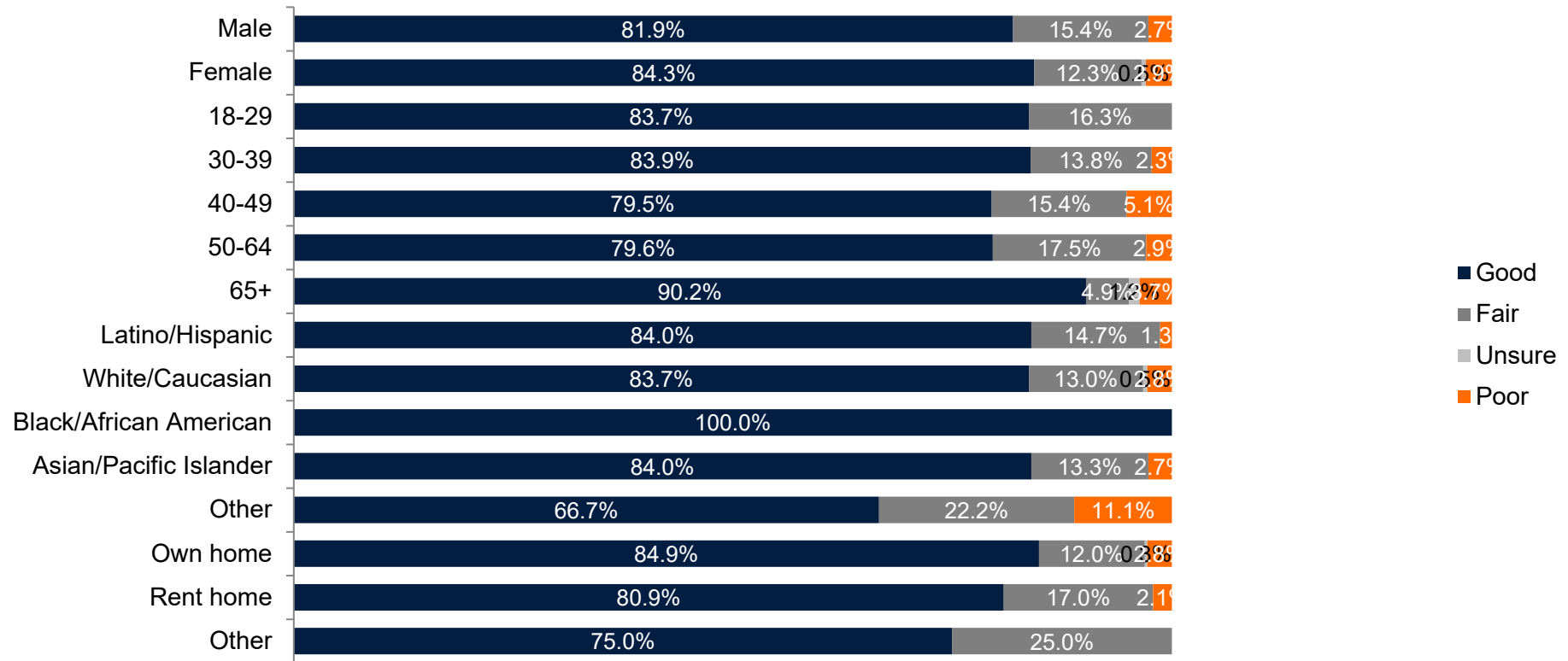


Among those who said poor



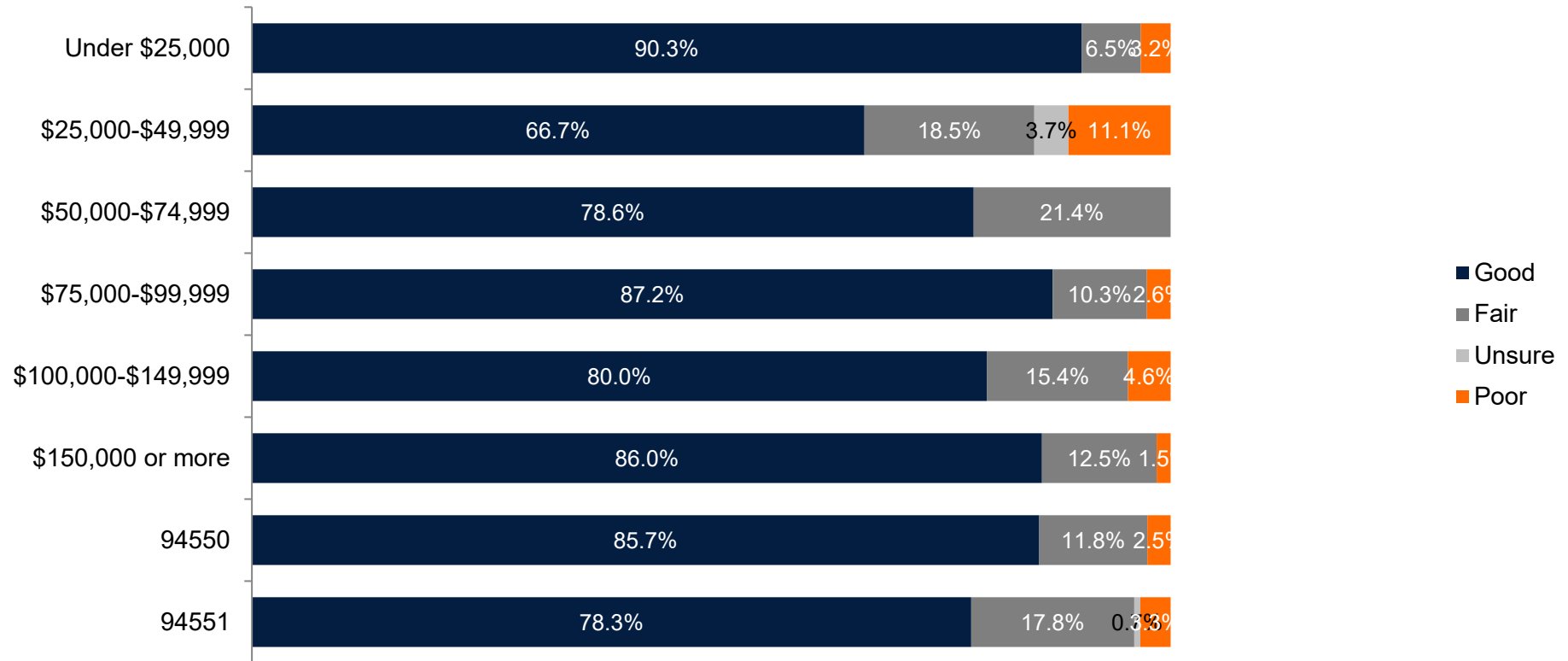
Results by gender, age group, ethnicity, and home type

Question 9: Overall, how would you rate the quality of parks in the Livermore area?



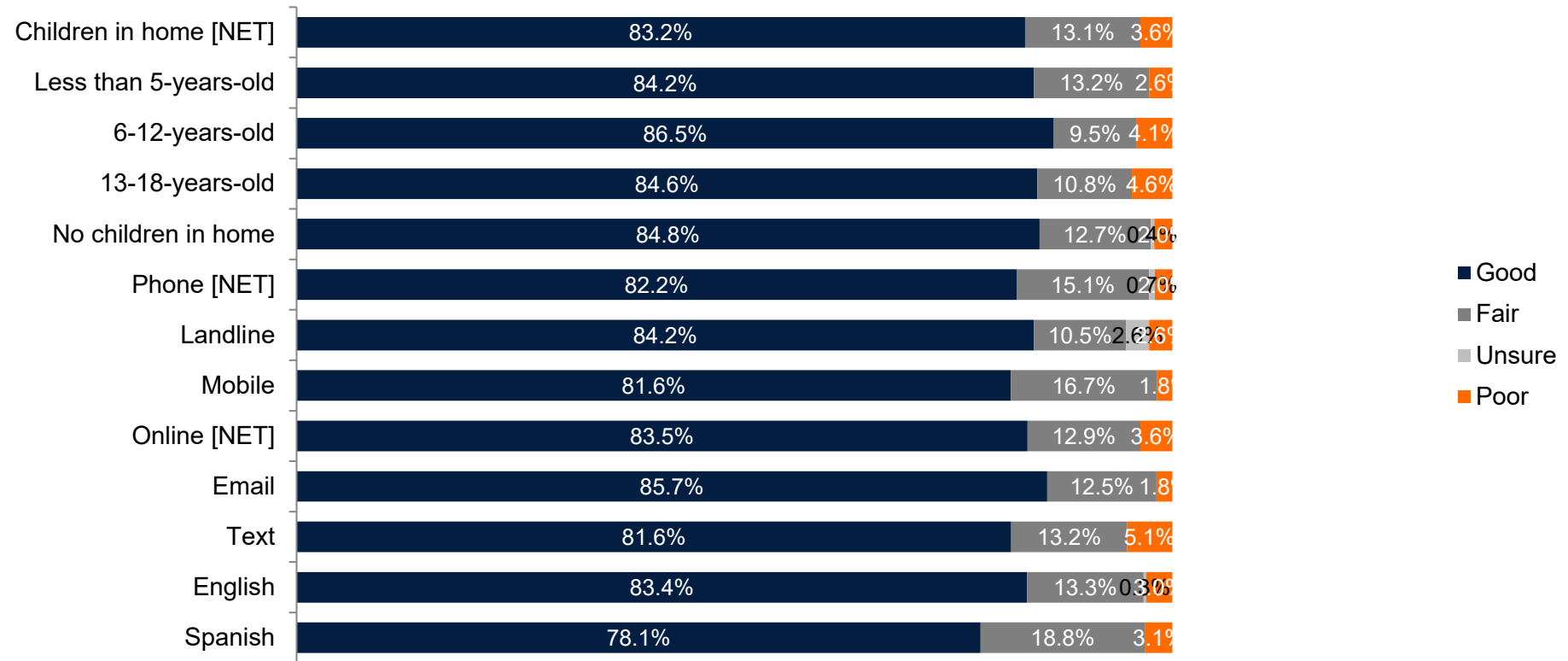
Results by household income and zip code

Question 9: Overall, how would you rate the quality of parks in the Livermore area?



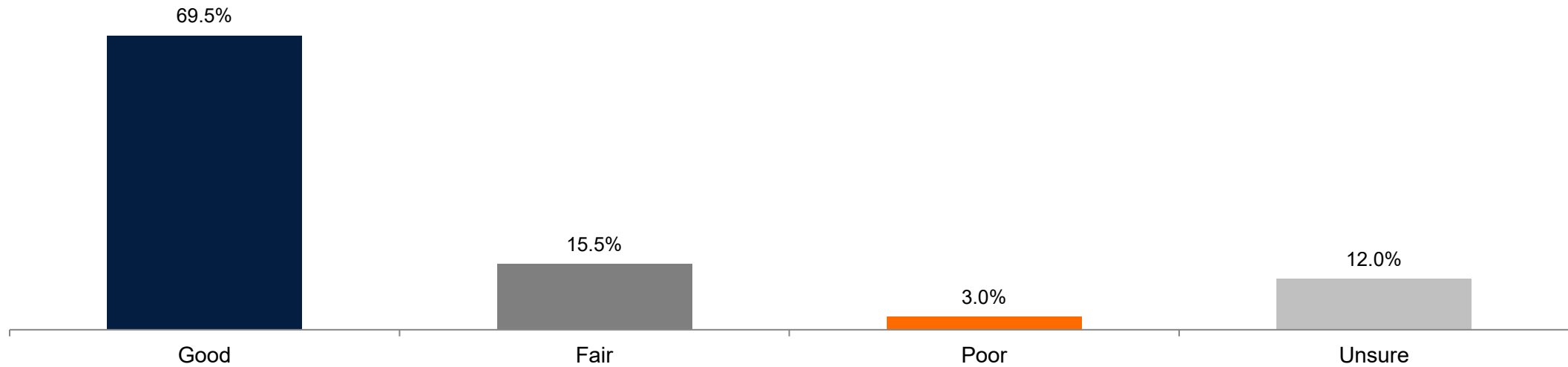
Results by children in home, survey mode, and survey language

Question 9: Overall, how would you rate the quality of parks in the Livermore area?



70% rate the quality of recreation facilities in the Livermore area as excellent/good

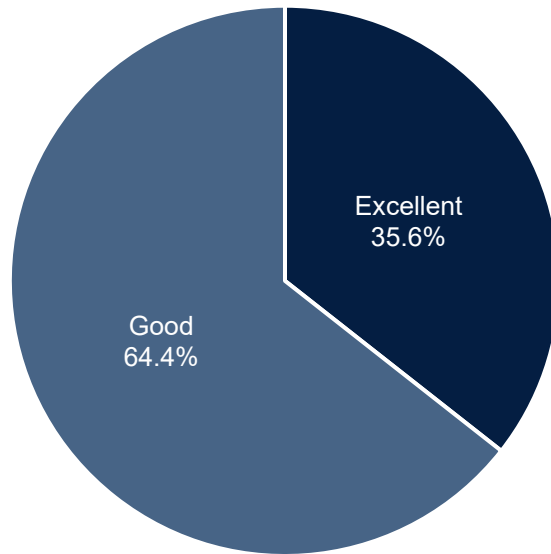
Question 10: Overall, how would you rate the quality of recreation facilities in the Livermore area?



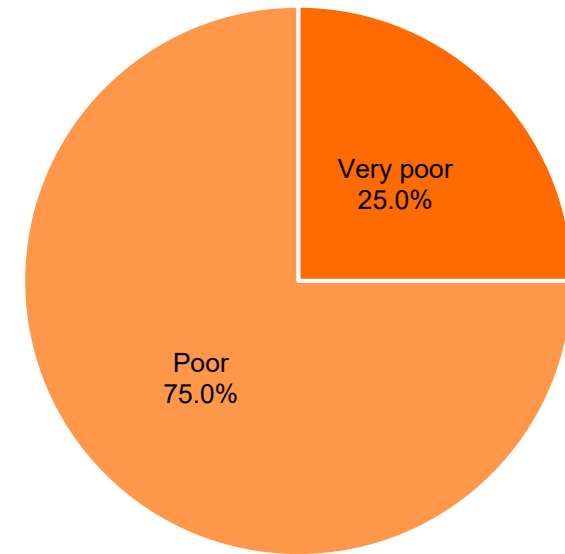
Among those who say excellent/good, 64% say good

Question 10: Overall, how would you rate the quality of recreation facilities in the Livermore area?

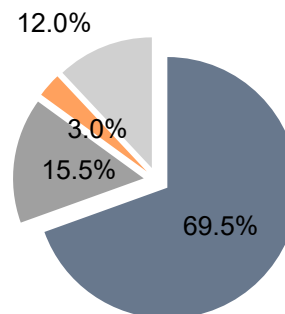
Among those who said good



Among those who said poor

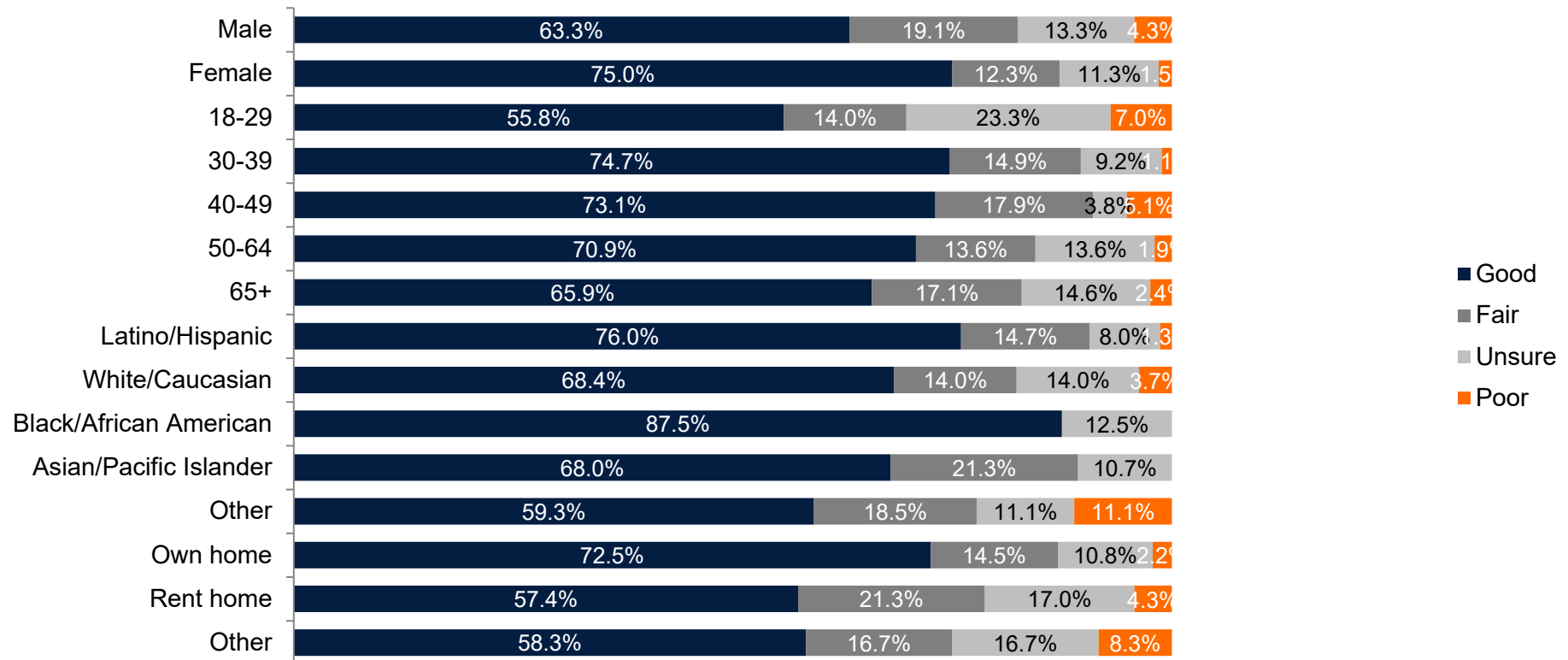


Total



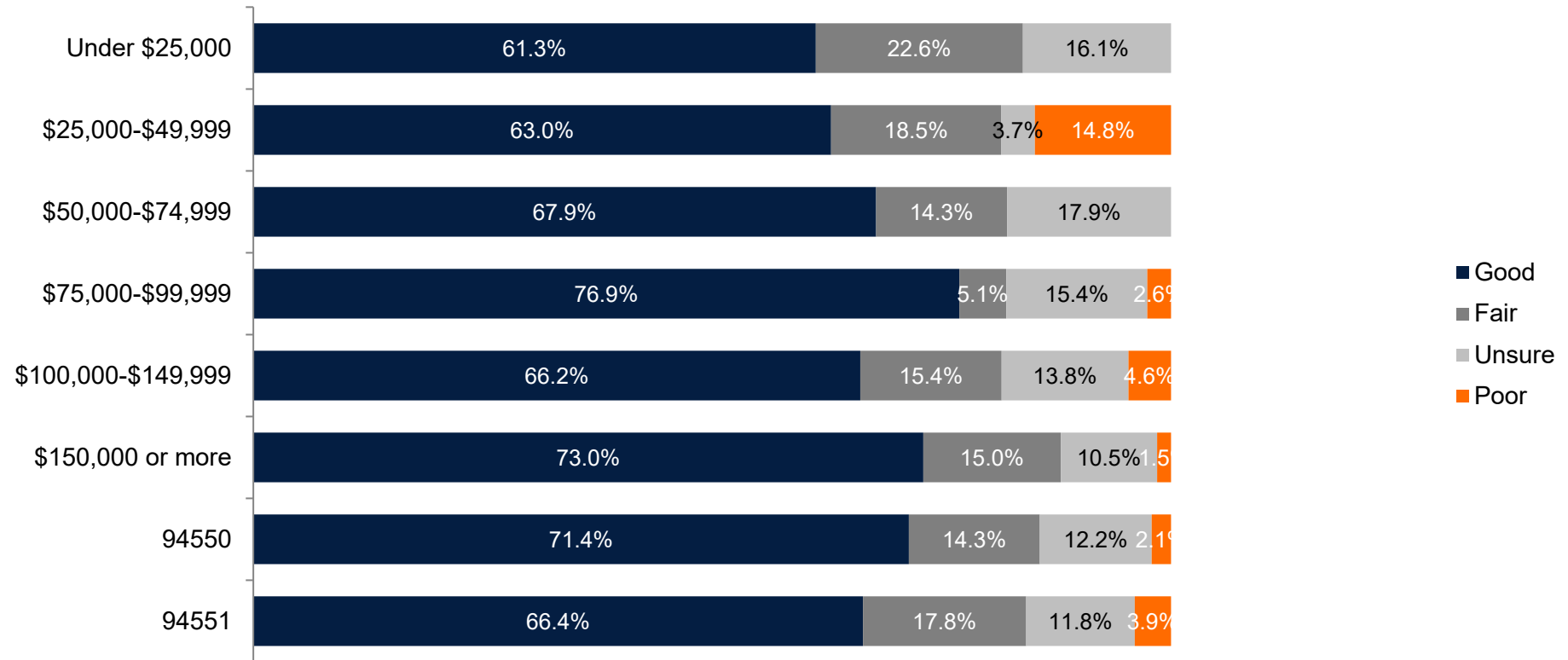
Results by gender, age group, ethnicity, and home type

Question 10: Overall, how would you rate the quality of recreation facilities in the Livermore area?



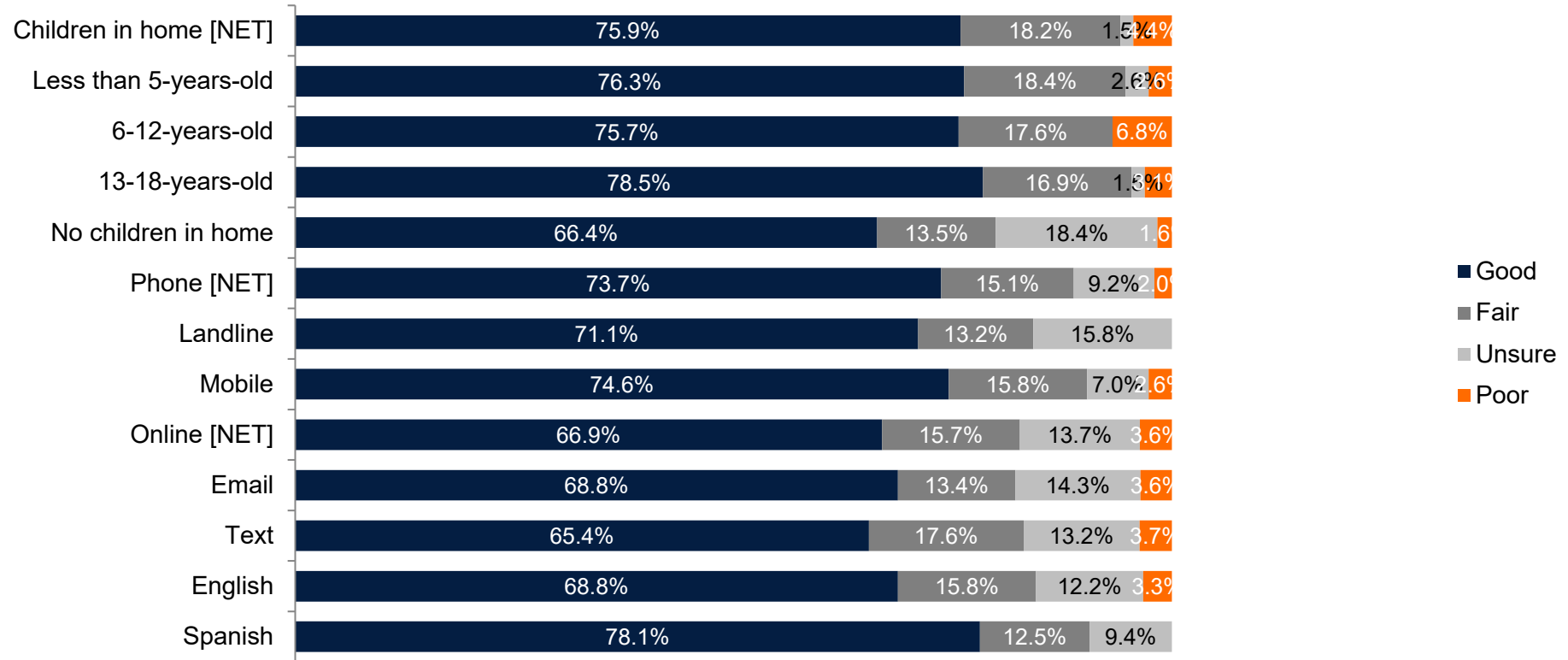
Results by household income and zip code

Question 10: Overall, how would you rate the quality of recreation facilities in the Livermore area?



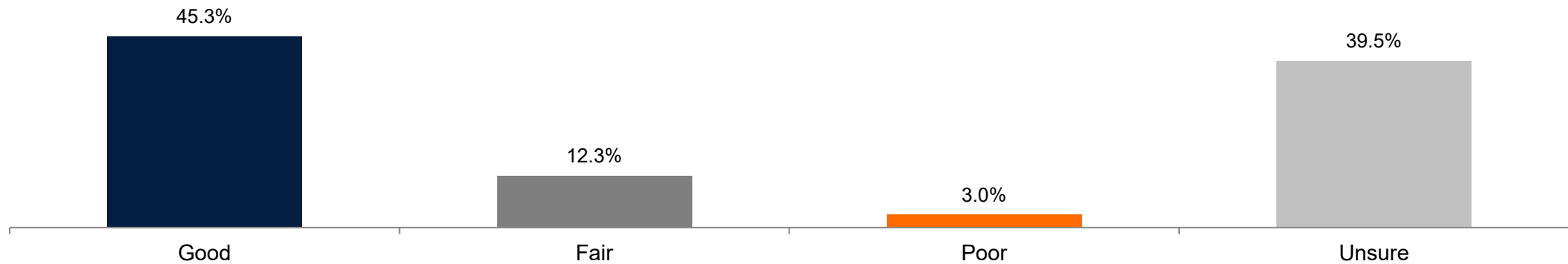
Results by children in home, survey mode, and survey language

Question 10: Overall, how would you rate the quality of recreation facilities in the Livermore area?



45% rate the quality of programs/classes in the Livermore area as excellent/good; 40% are unsure

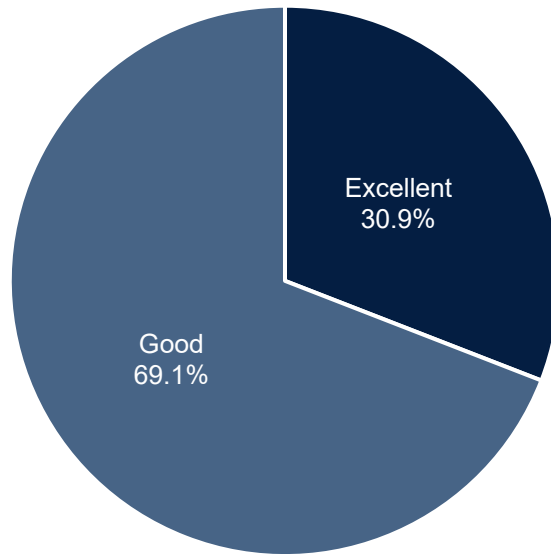
Question 11: Overall, how would you rate the quality of programs/classes in the Livermore area?



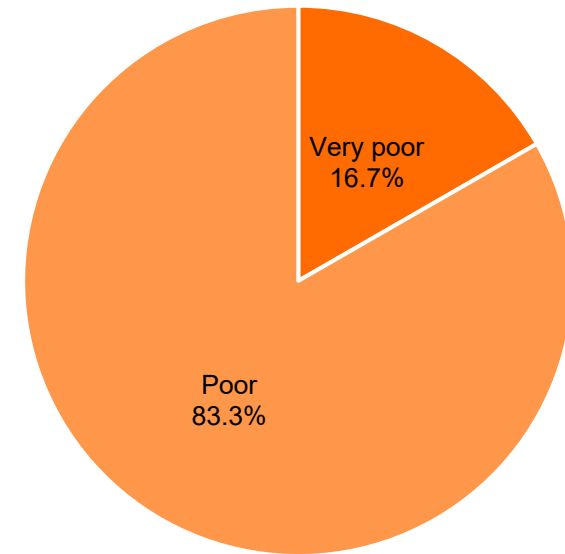
Among those who say excellent/good, 69% say excellent

Question 11: Overall, how would you rate the quality of programs/classes in the Livermore area?

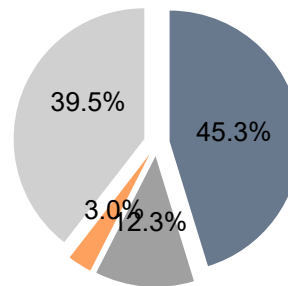
Among those who said good



Among those who said poor

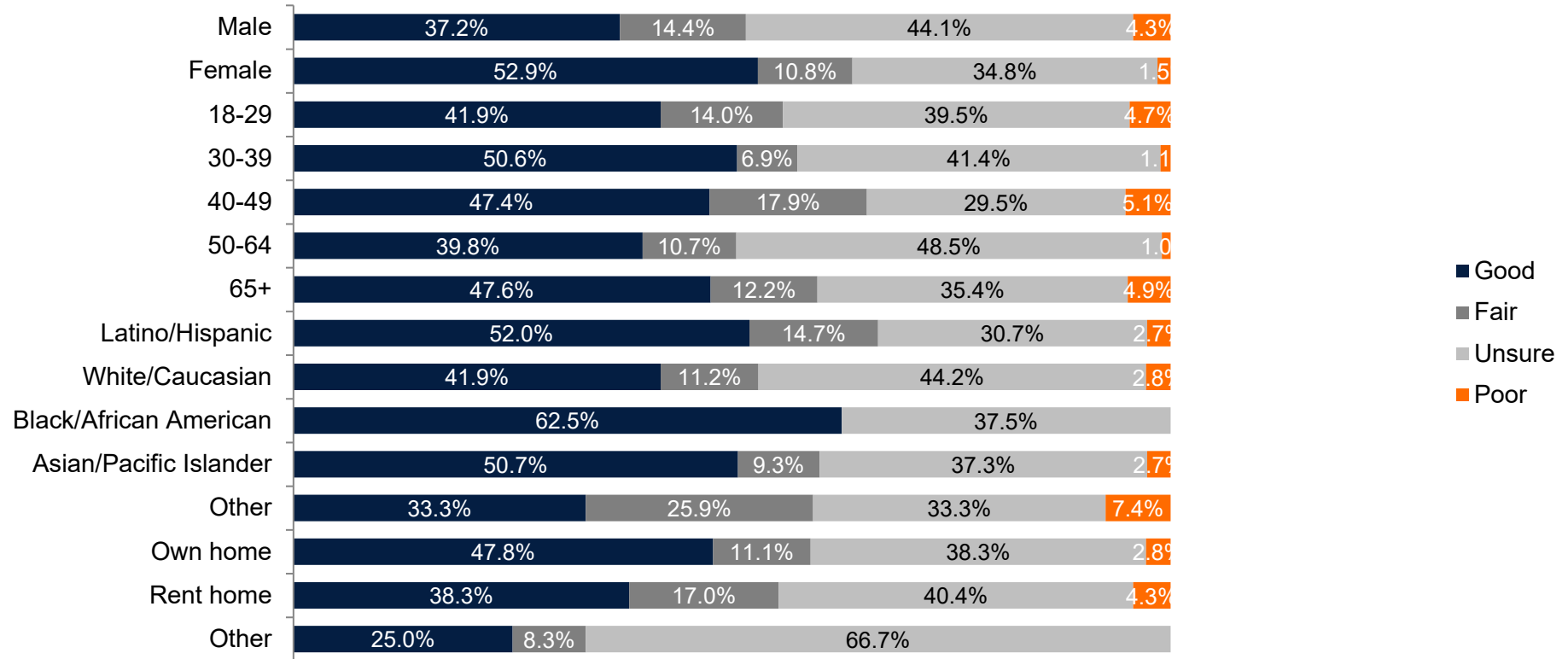


Total



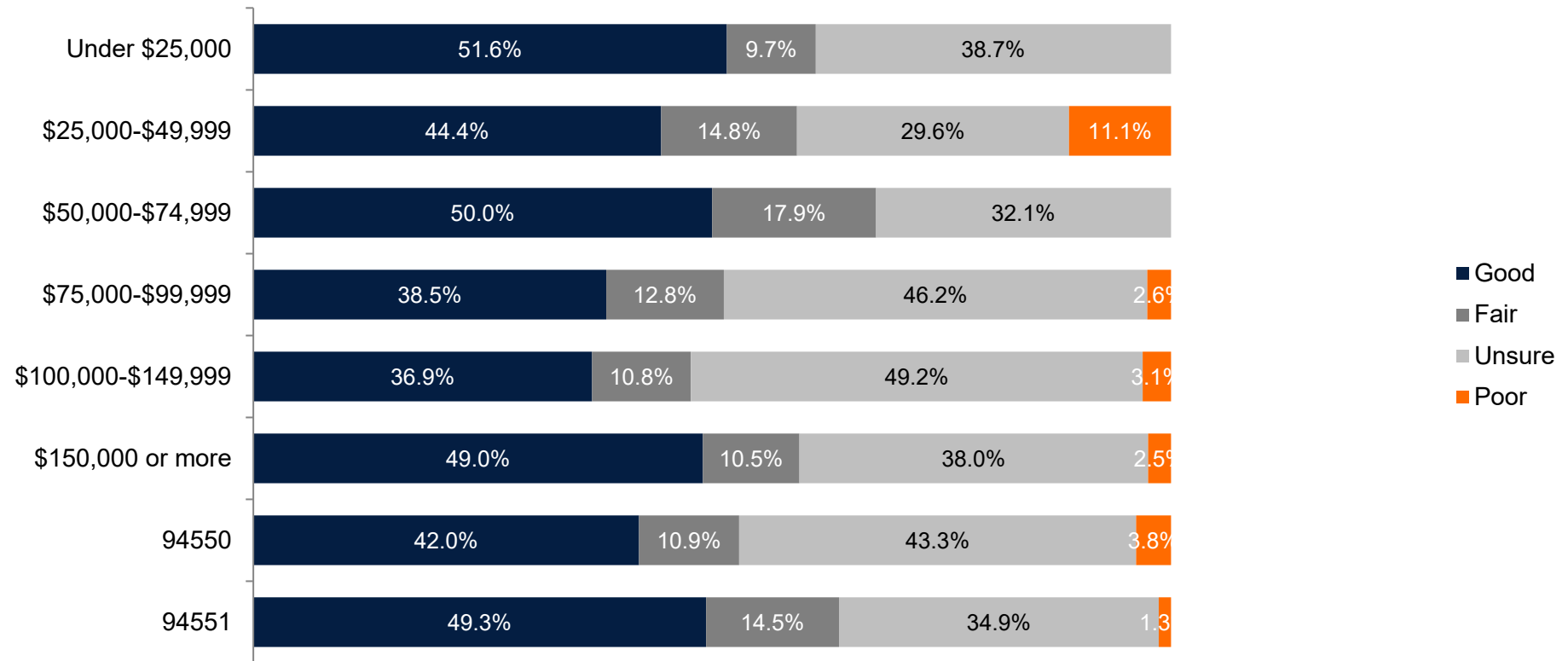
Results by gender, age group, ethnicity, and home type

Question 11: Overall, how would you rate the quality of programs/classes in the Livermore area?



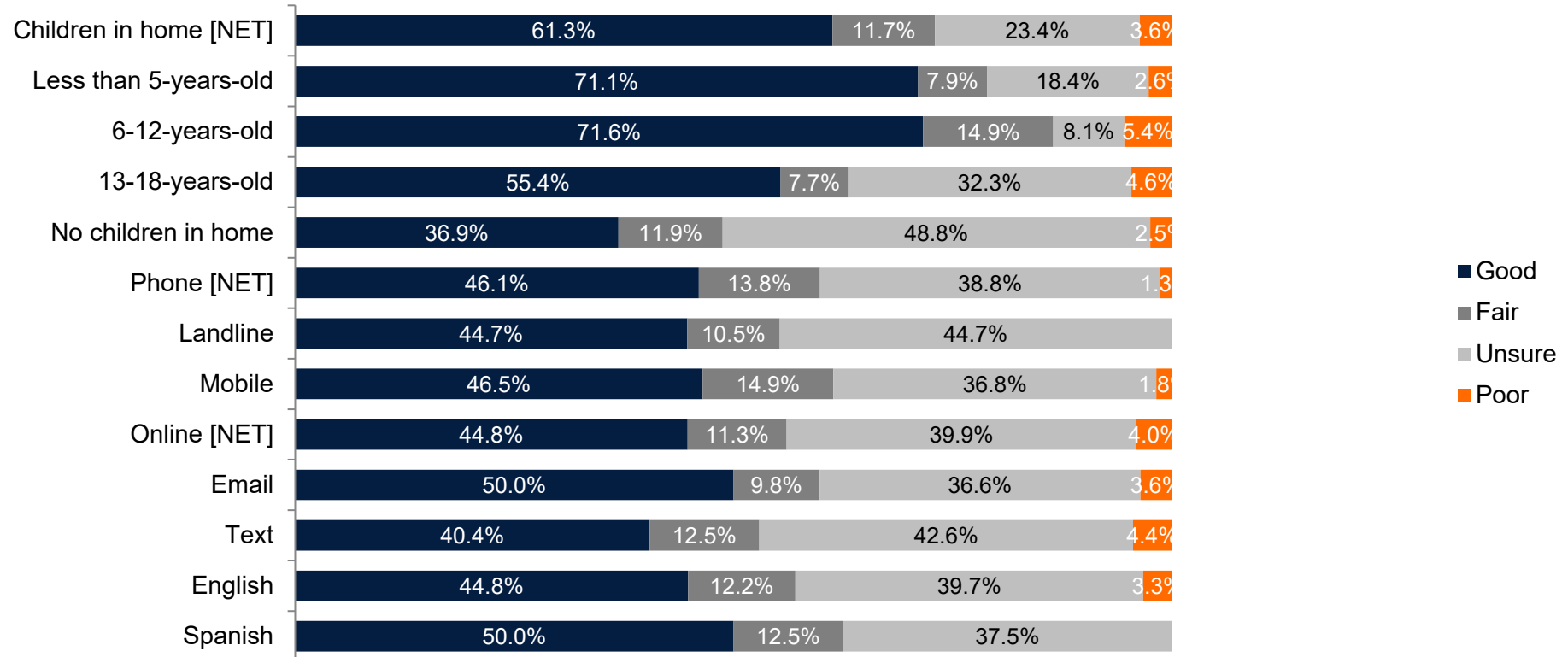
Results by household income and zip code

Question 11: Overall, how would you rate the quality of programs/classes in the Livermore area?



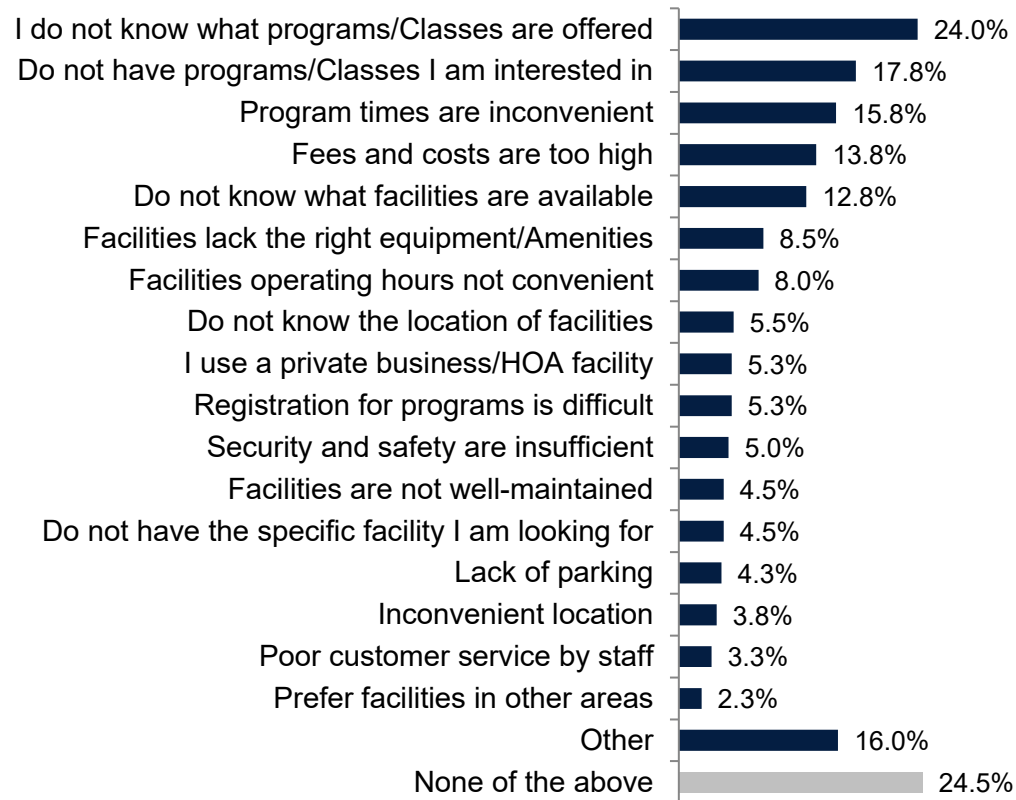
Results by children in home, survey mode, and survey language

Question 11: Overall, how would you rate the quality of programs/classes in the Livermore area?



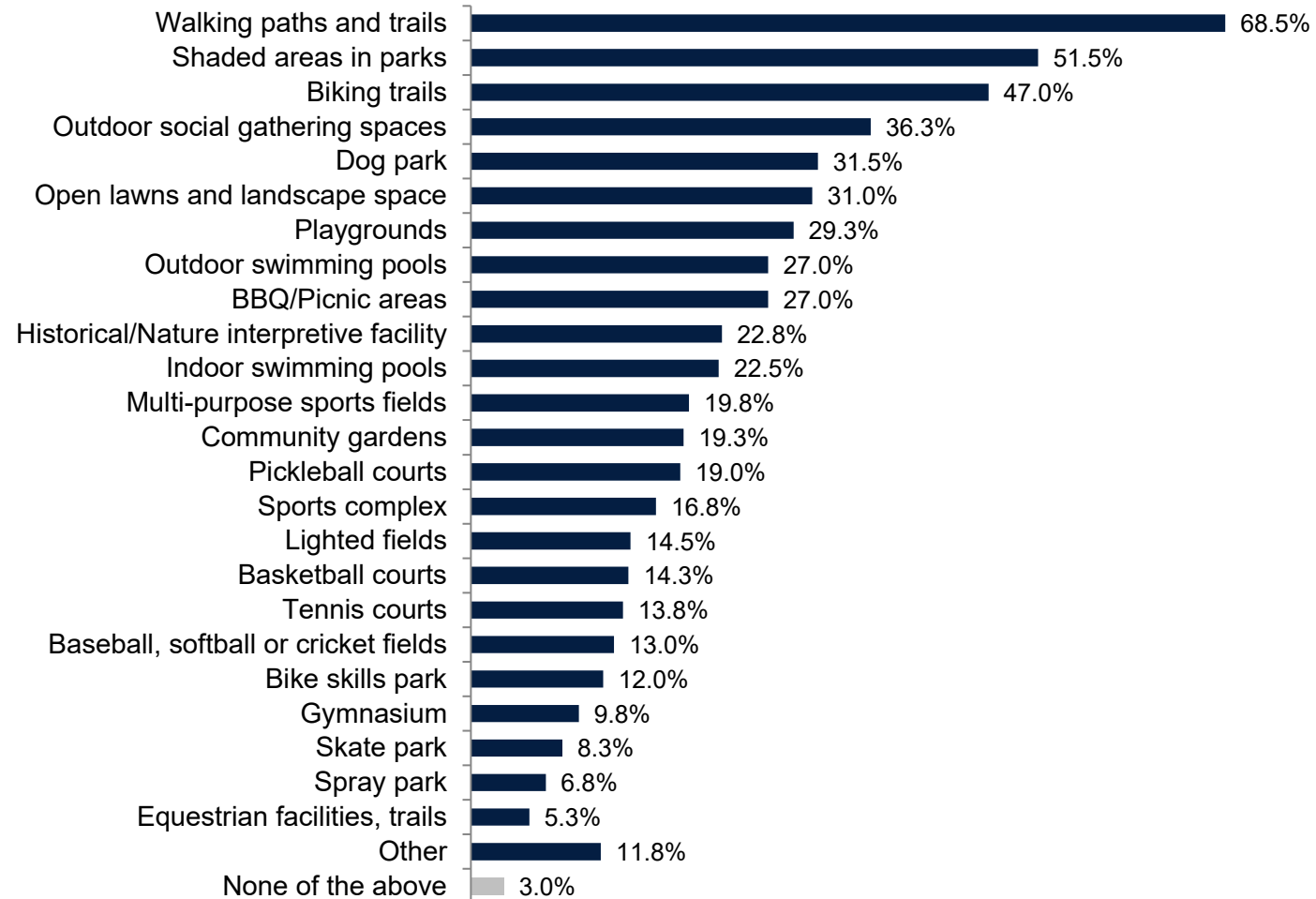
Lack of awareness is the top reason for not using parks and recreation offerings

Question 12: Please select what prevents you or other members of your household from using parks, recreation facilities, or programs/classes in the Livermore area. Select all that apply.



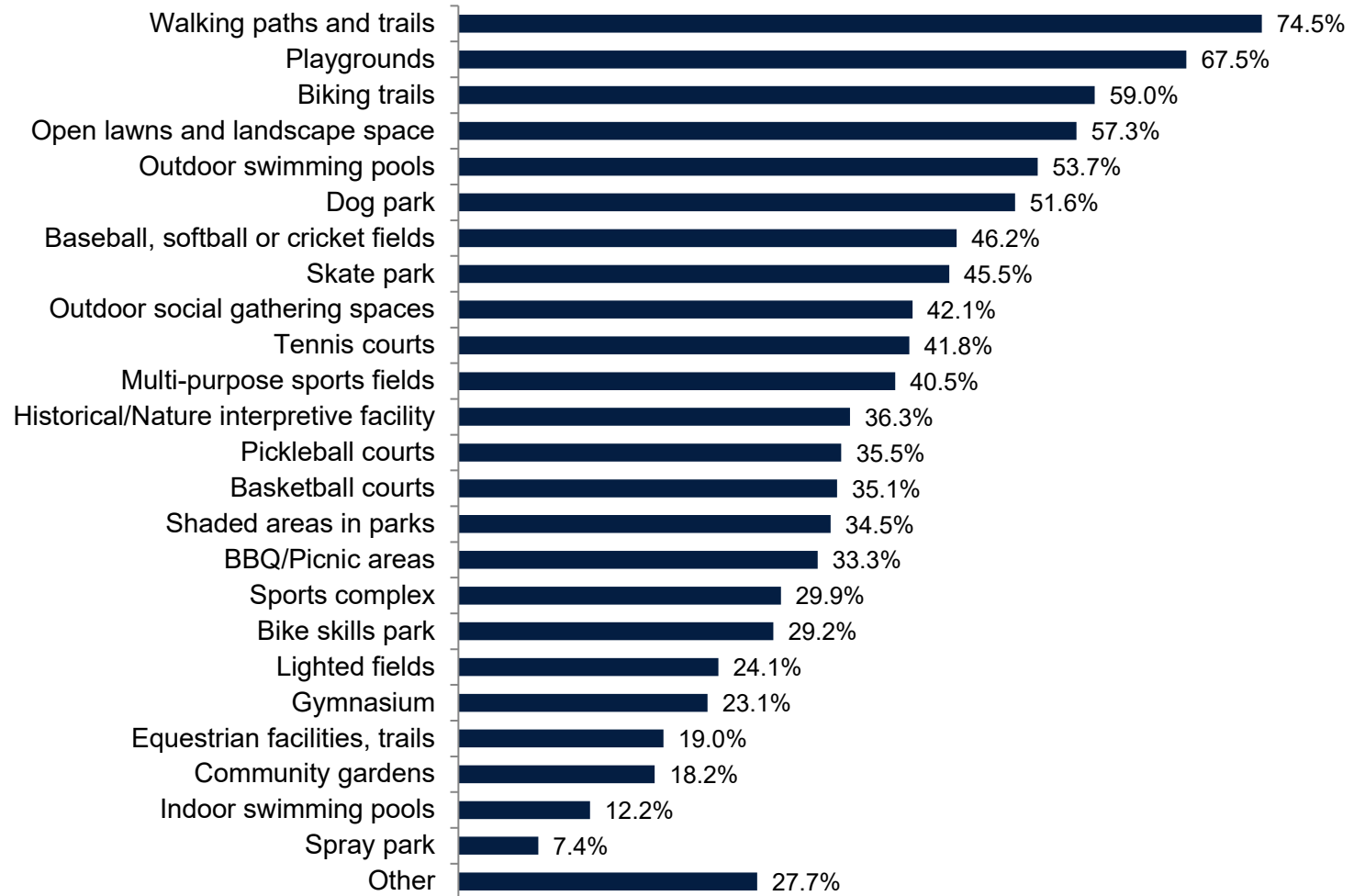
Walking paths and trails are a top need for recreation facilities

Question 13: Which of the following recreation facilities does your household have a need for? Select all that apply.



The top fulfilled need is walking paths and trails

Question 14: Which of the following recreation facilities do you feel are available and meet the needs of your household in the Livermore area? Select all that apply.
[AMONG ITEMS SELECTED IN Q13]



Facilities priority indexing

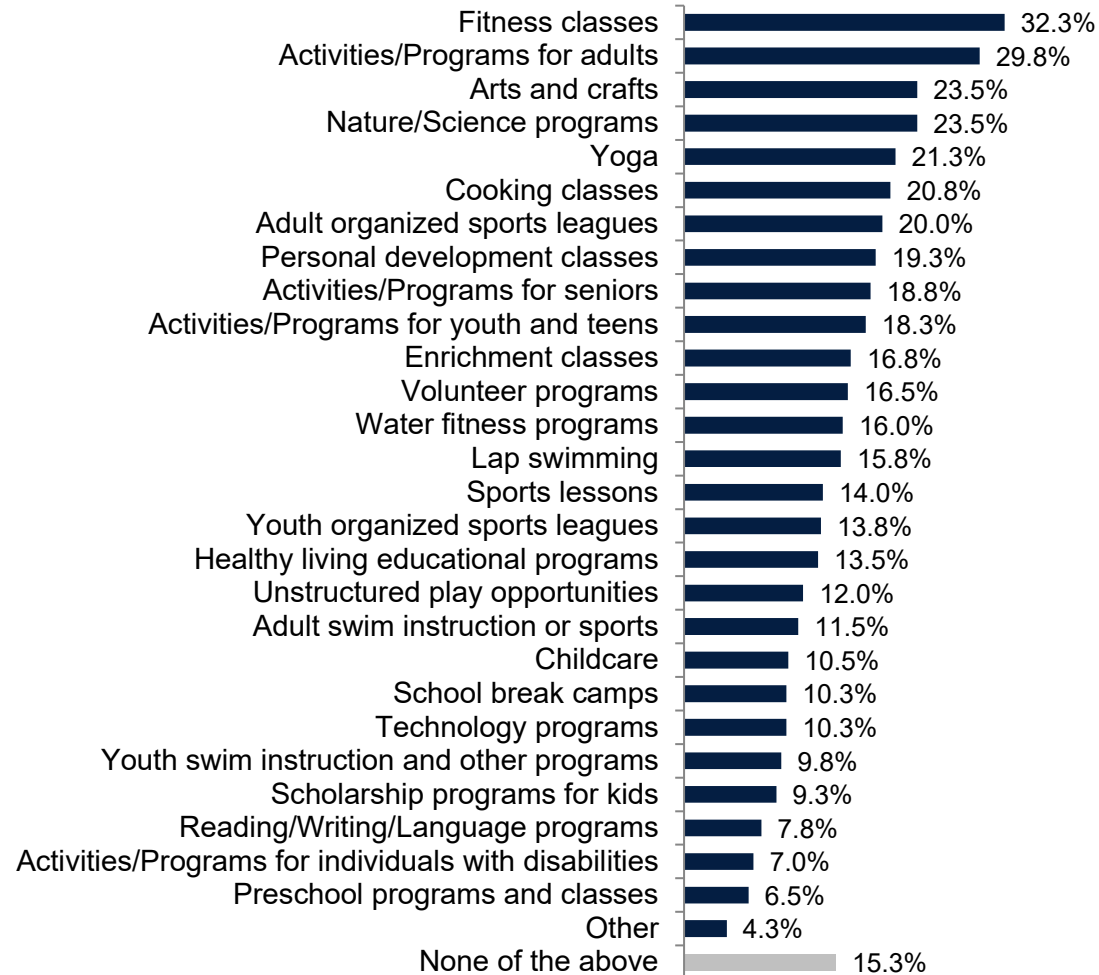
Question 13: Which of the following recreation facilities does your household have a need for? Select all that apply.

Question 14: Which of the following recreation facilities do you feel are available and meet the needs of your household in the Livermore area? Select all that apply.
[AMONG ITEMS SELECTED IN Q13]

Lowest Priorities (lower need/lower unmet need)	Continued Emphasis (higher need/lower unmet need)
<ul style="list-style-type: none"> • Multi-purpose sports fields • Tennis courts • Baseball, softball, or cricket fields • Skate park 	<ul style="list-style-type: none"> • Walking paths and trails • Biking trails • Outdoor social gathering spaces • Dog park • Open lawns and landscape space • Playgrounds • Outdoor swimming pools
Lower Priorities (lower need, higher unmet need)	Top Priorities (higher need/higher unmet need)
<ul style="list-style-type: none"> • Historic/Nature interpretive facility • Indoor swimming pools • Community gardens • Pickleball courts • Sports complex • Lighted fields • Basketball courts • Bike skills park • Gymnasium • Spray park • Equestrian facilities, trails 	<ul style="list-style-type: none"> • Shaded areas in parks • BBQ/Picnic areas

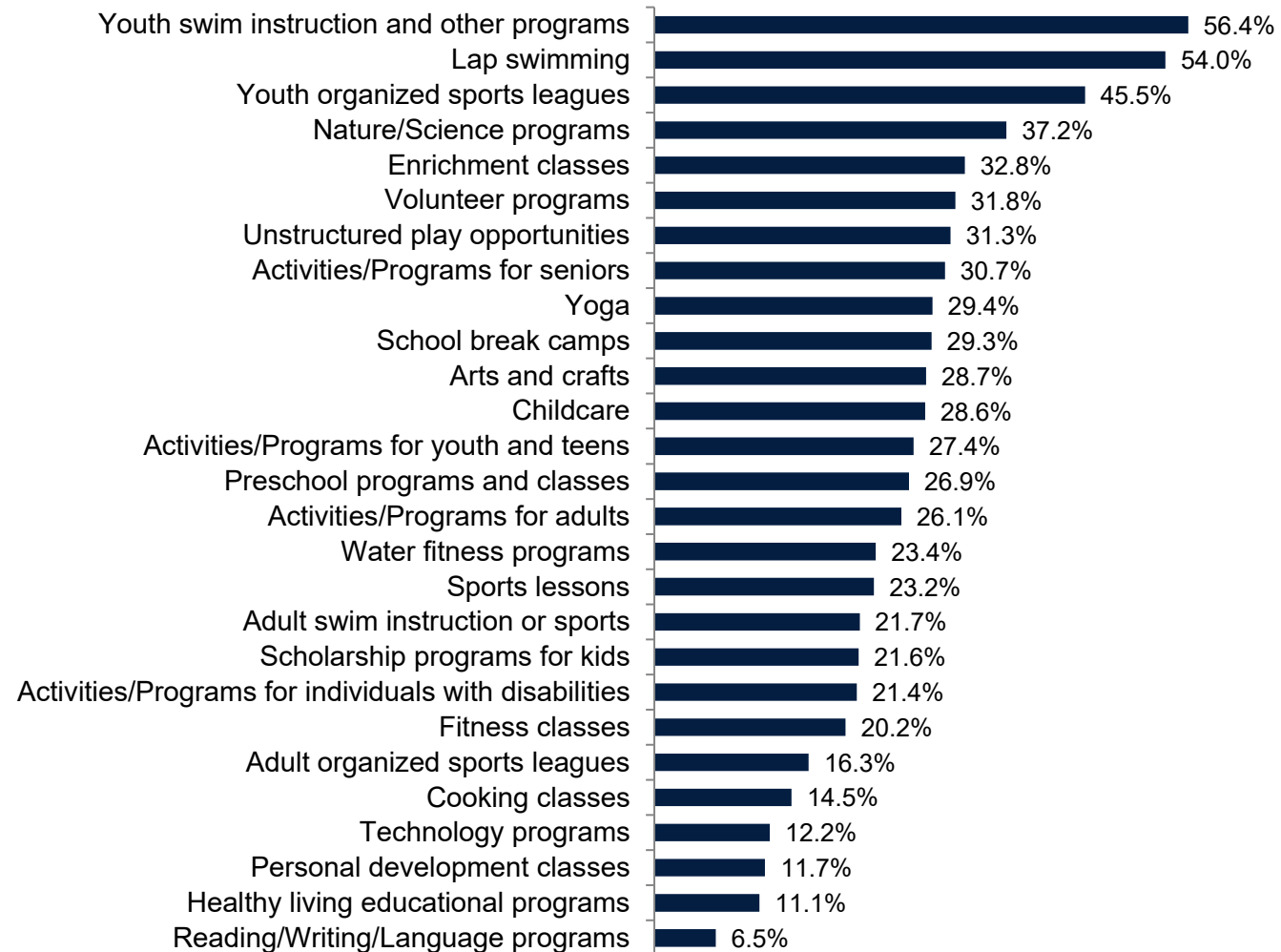
Fitness classes and activities for adults are top needs for programming

Question 15: Which of the following programs does your household have a need for? Select all that apply.



The top fulfilled needs are youth swimming programs and lap swimming

Question 16: Which of the following do you feel are available and meet the needs of your household in the Livermore area? Select all that apply.
[AMONG ITEMS SELECTED IN Q15]



Programming priority indexing

Question 15: Which of the following programs does your household have a need for? Select all that apply.

Question 16: Which of the following do you feel are available and meet the needs of your household in the Livermore area? Select all that apply.
[AMONG ITEMS SELECTED IN Q15]

Lowest Priorities (lower need/lower unmet need)	Continued Emphasis (higher need/lower unmet need)
<ul style="list-style-type: none"> • Youth organized sports leagues • Unstructured play opportunities • Childcare • School break camps • Youth swim instruction and other programs • Preschool programs and classes 	<ul style="list-style-type: none"> • Arts and crafts • Nature/science programs • Yoga • Activities/programs for seniors • Activities/programs for youth and teens • Enrichment classes
Lower Priorities (lower need, higher unmet need)	Top Priorities (higher need/higher unmet need)
<ul style="list-style-type: none"> • Sports lessons • Healthy living educational programs • Adult swim instruction or sports • Technology programs • Scholarship program for kids • Reading/Writing/Language programs • Activities/programs for individuals with disabilities 	<ul style="list-style-type: none"> • Fitness classes • Activities/programs for adults • Cooking classes • Adult organized sports leagues • Personal development classes • Water fitness programs

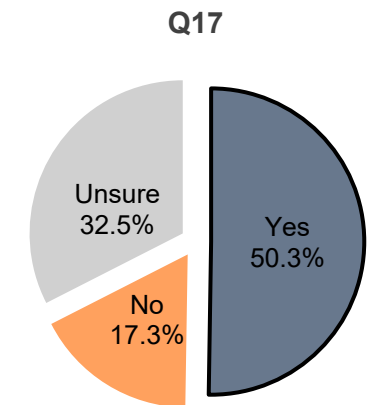
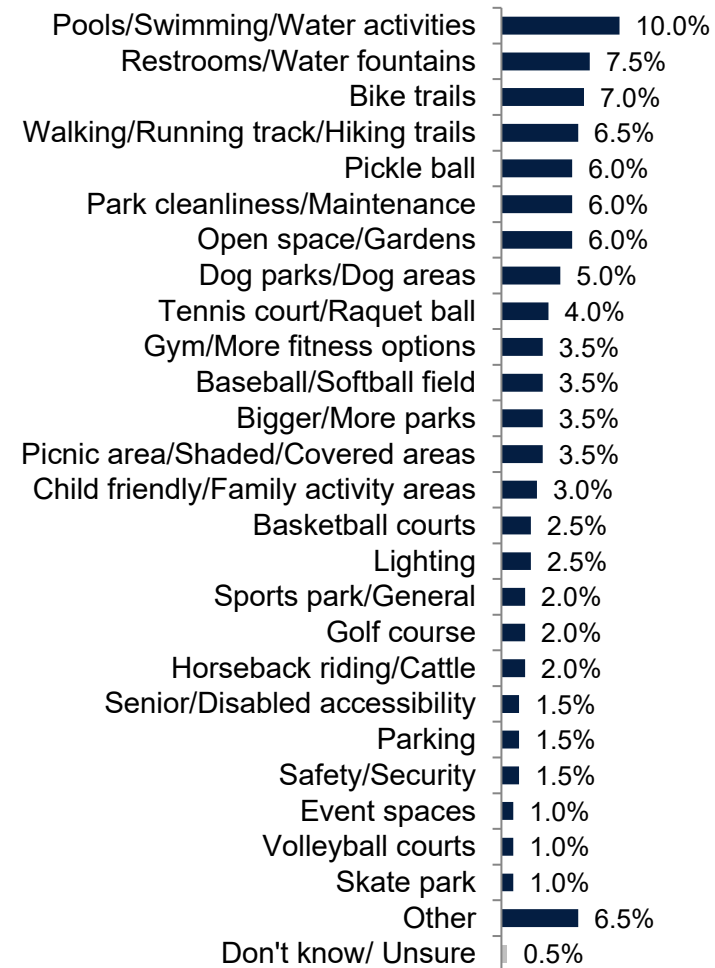
Pools and water activities are the top desired park or facility feature to meet household needs

Question 17: Is there a park feature or recreation facility you would like to see added or improved in the Livermore area to meet the needs of your household?

Question 18: Please briefly describe the one park feature or recreation facility you would most like to see added or improved in the Livermore area.

[IF 'YES' TO Q17]

[OPEN-ENDED RESPONSE]



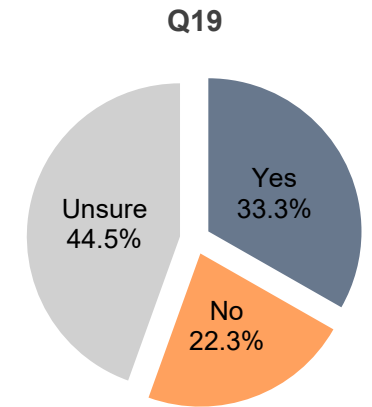
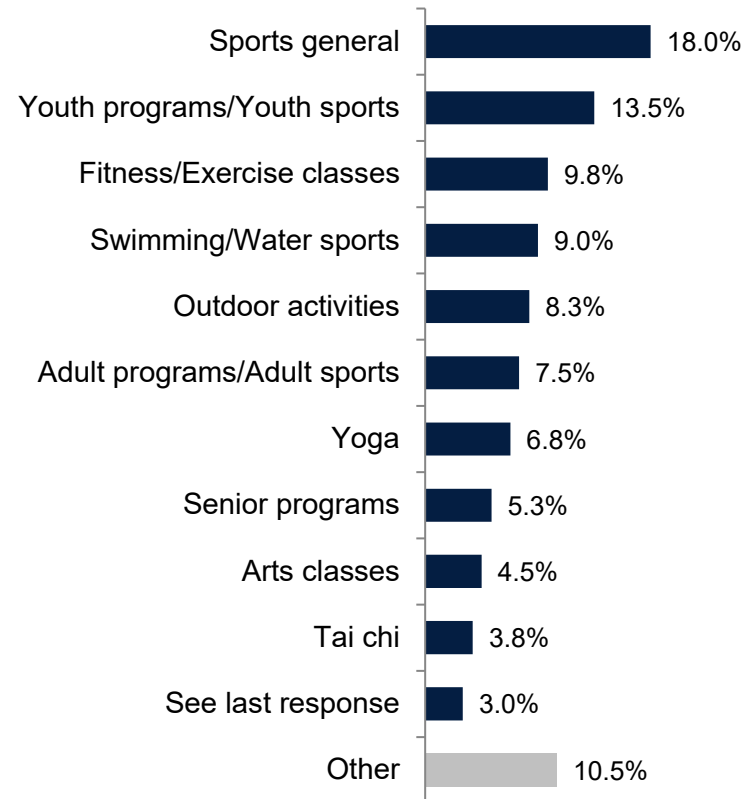
Sports are the top desired program, class, or activity to meet household needs

Question 19: Is there a recreation program, class, or activity that you would most like to see added or improved in the Livermore area?

Question 20: Please briefly describe the recreation program, class, or activity you would most like to see added or improved in the Livermore area.

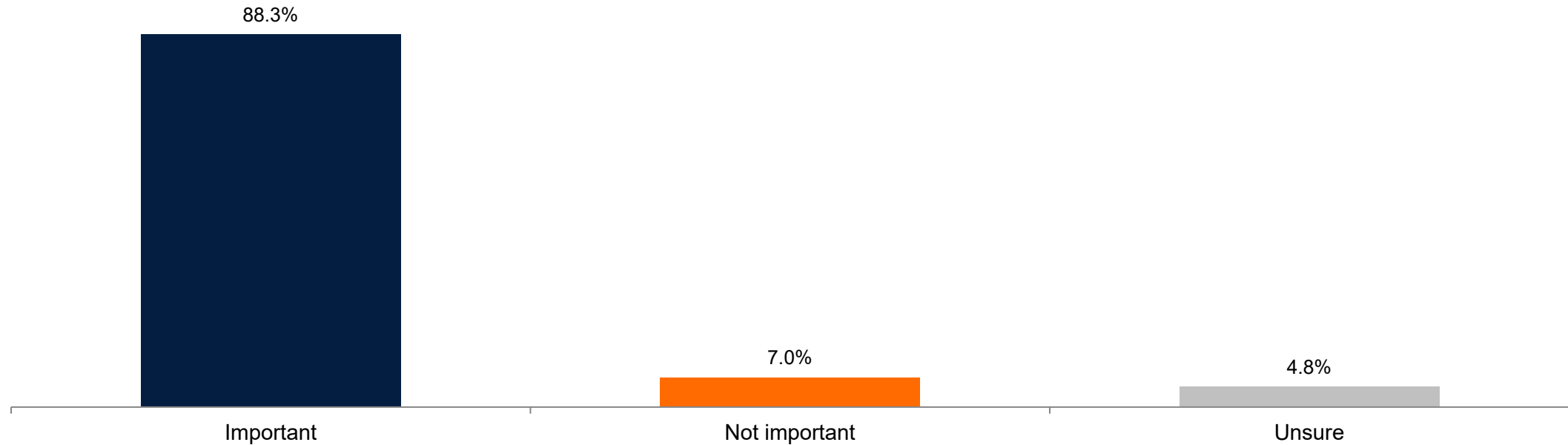
[IF 'YES' TO Q19]

[OPEN-ENDED RESPONSE]



88% say it is important for LARPD to invest in new or upgraded recreation facilities

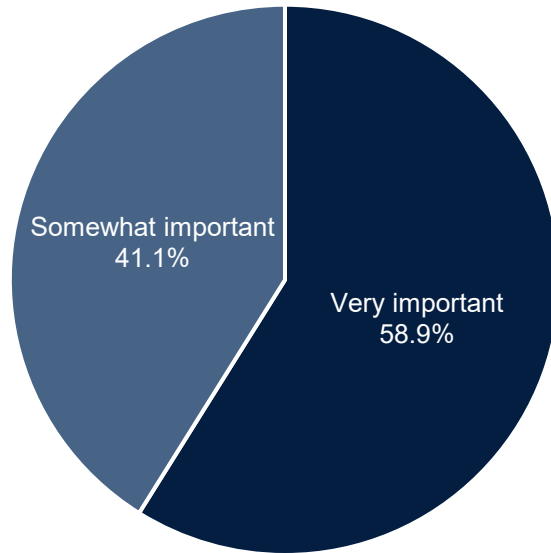
Question 21: How important is it for the Livermore Area Recreation and Park District to invest in new or upgraded recreation facilities?



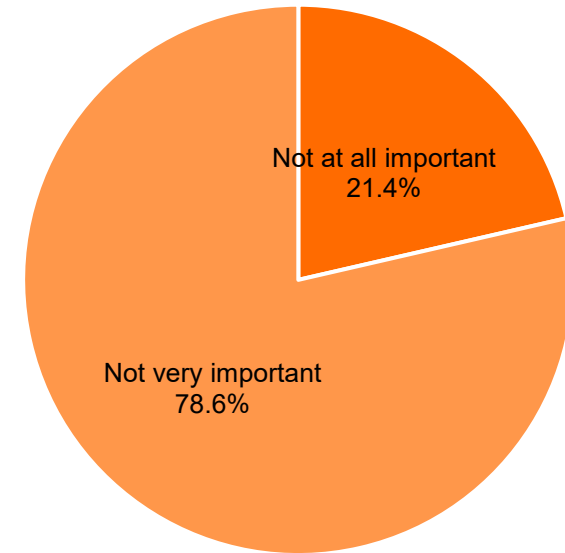
Among those who say important, 59% say very important

Question 21: How important is it for the Livermore Area Recreation and Park District to invest in new or upgraded recreation facilities?

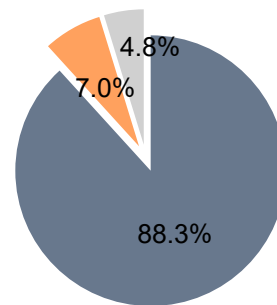
Among those who said important



Among those who said not important

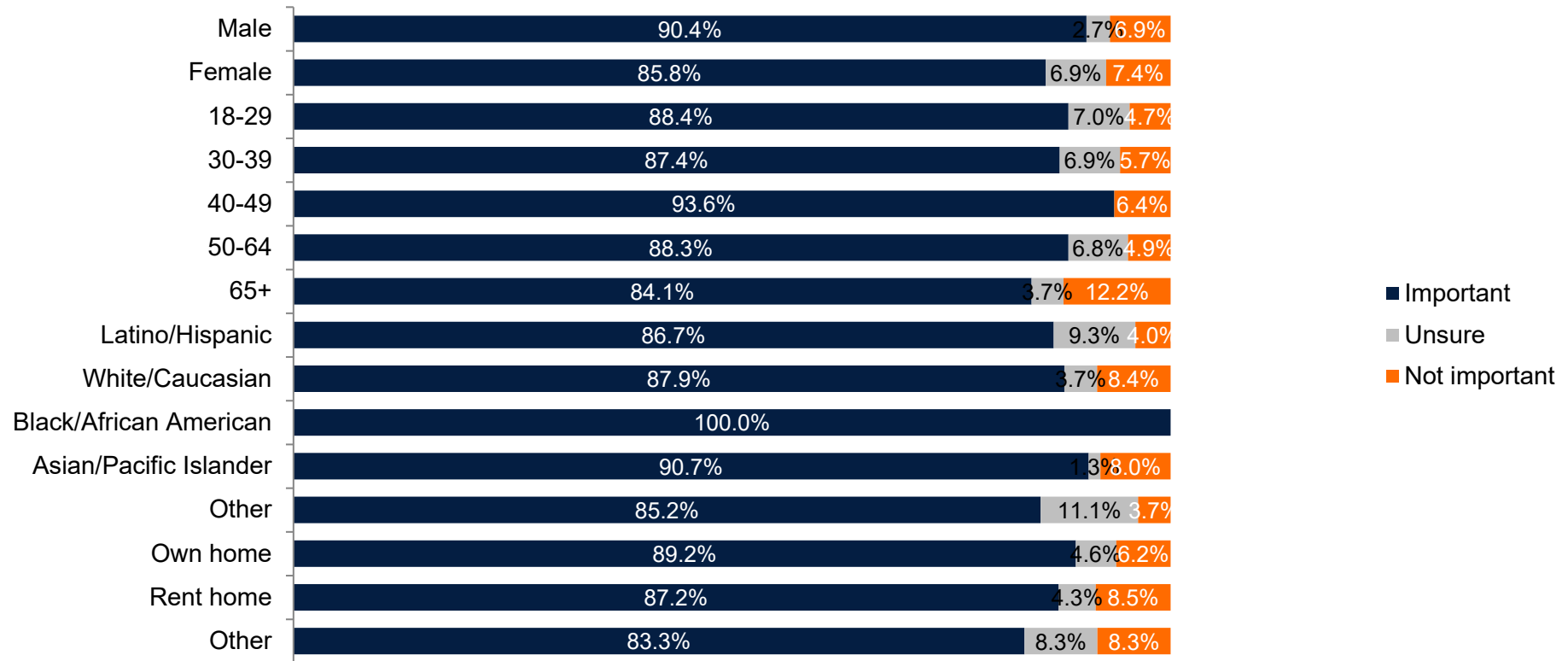


Total



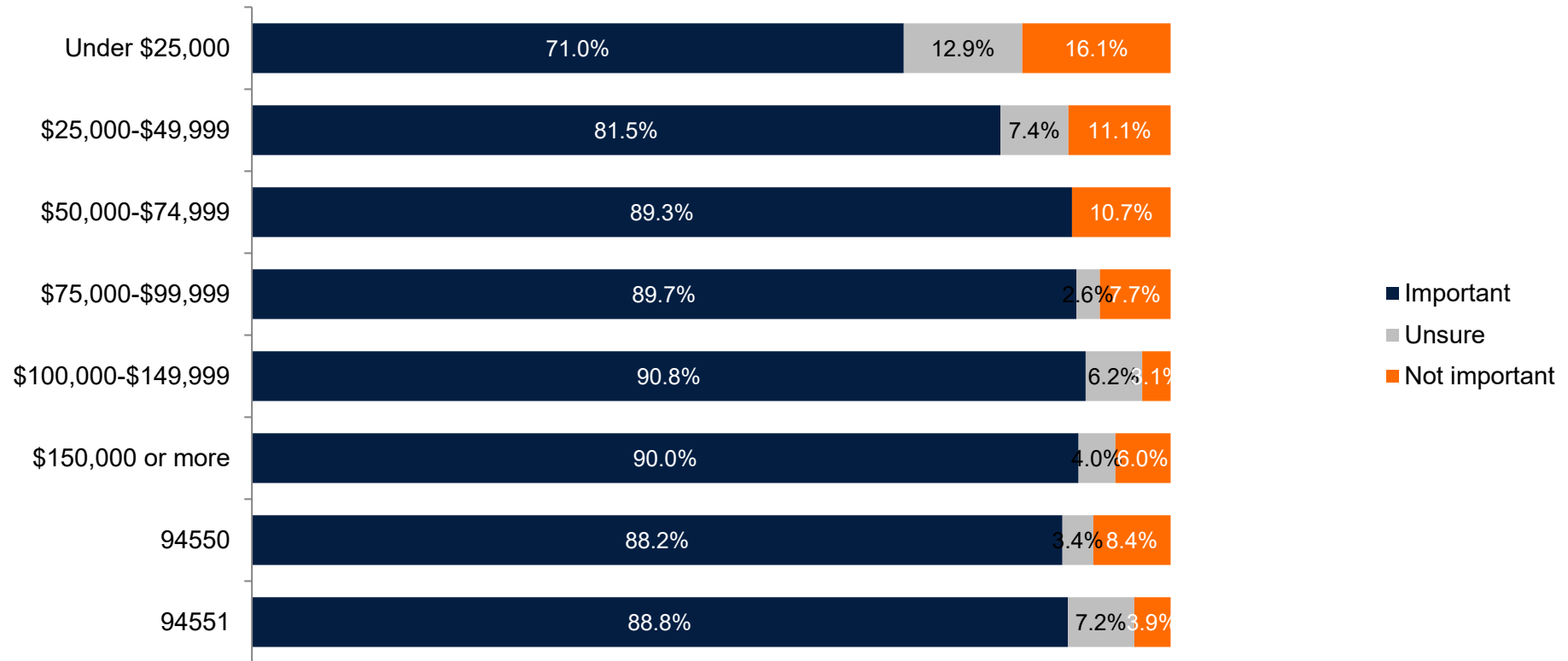
Results by gender, age group, ethnicity, and home type

Question 21: How important is it for the Livermore Area Recreation and Park District to invest in new or upgraded recreation facilities?



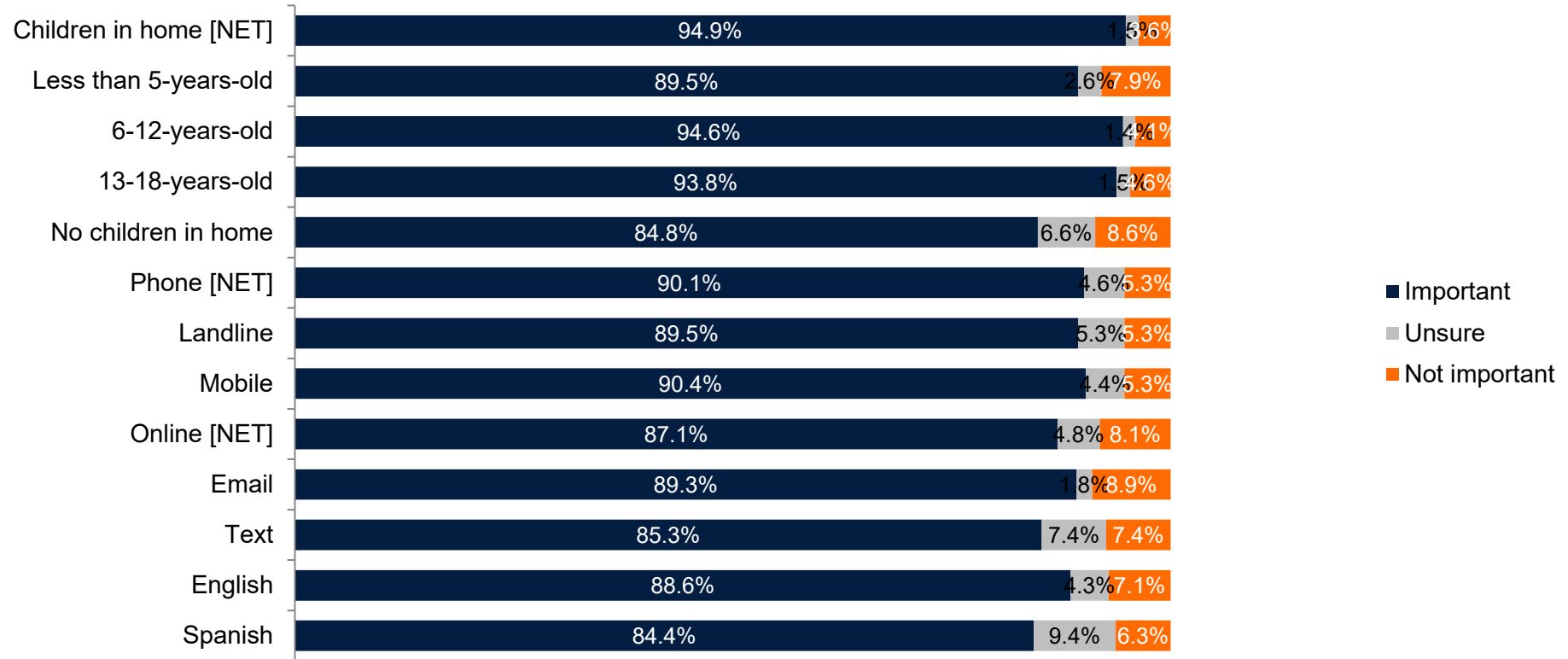
Results by household income and zip code

Question 21: How important is it for the Livermore Area Recreation and Park District to invest in new or upgraded recreation facilities?



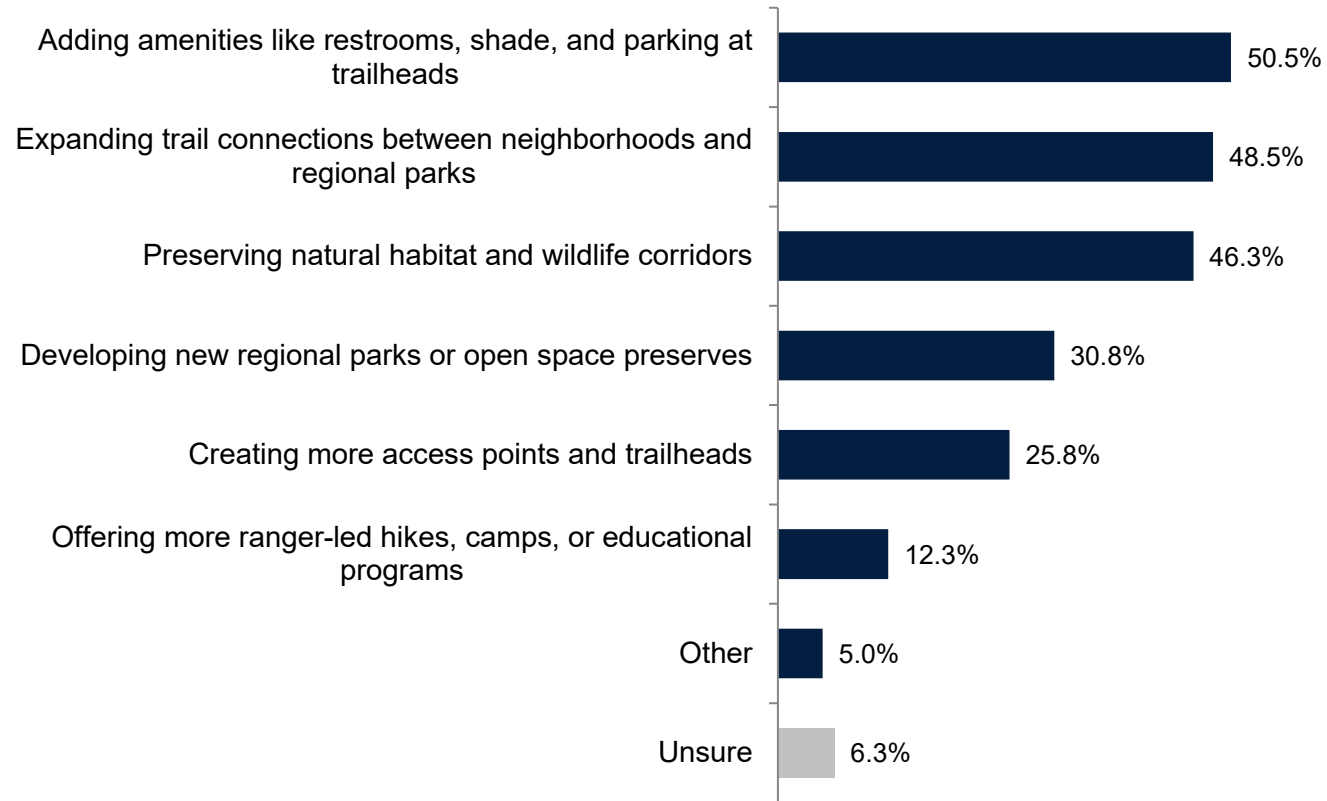
Results by children in home, survey mode, and survey language

Question 21: How important is it for the Livermore Area Recreation and Park District to invest in new or upgraded recreation facilities?



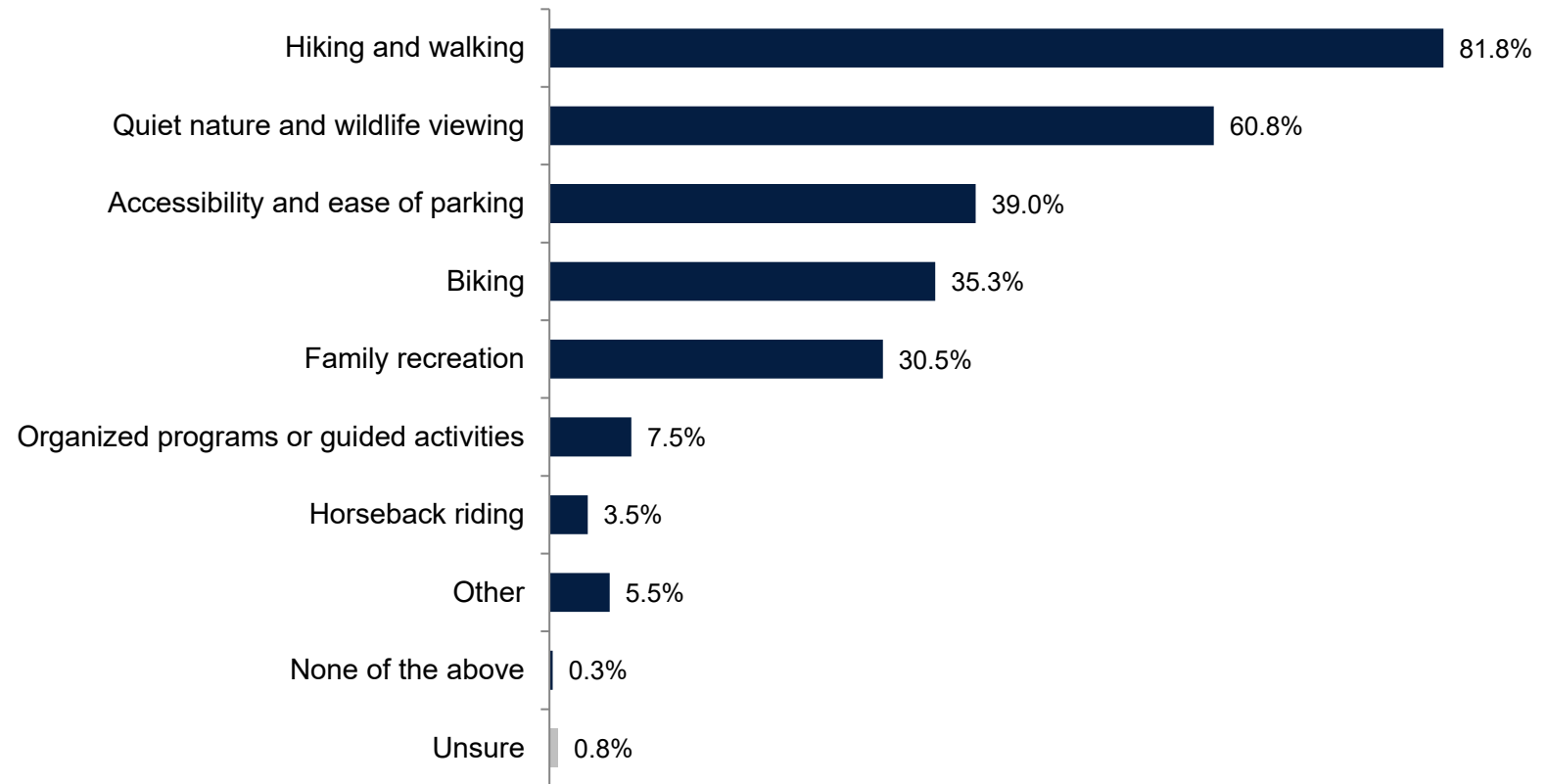
Adding amenities, expanding trail connections, and preserving natural habitats are the top priorities for LARPD

Question 22: Livermore Area Recreation and Park District (LARPD) also provides open space and trails. Which of the following should be the highest priorities for LARPD? Please select up to three options.



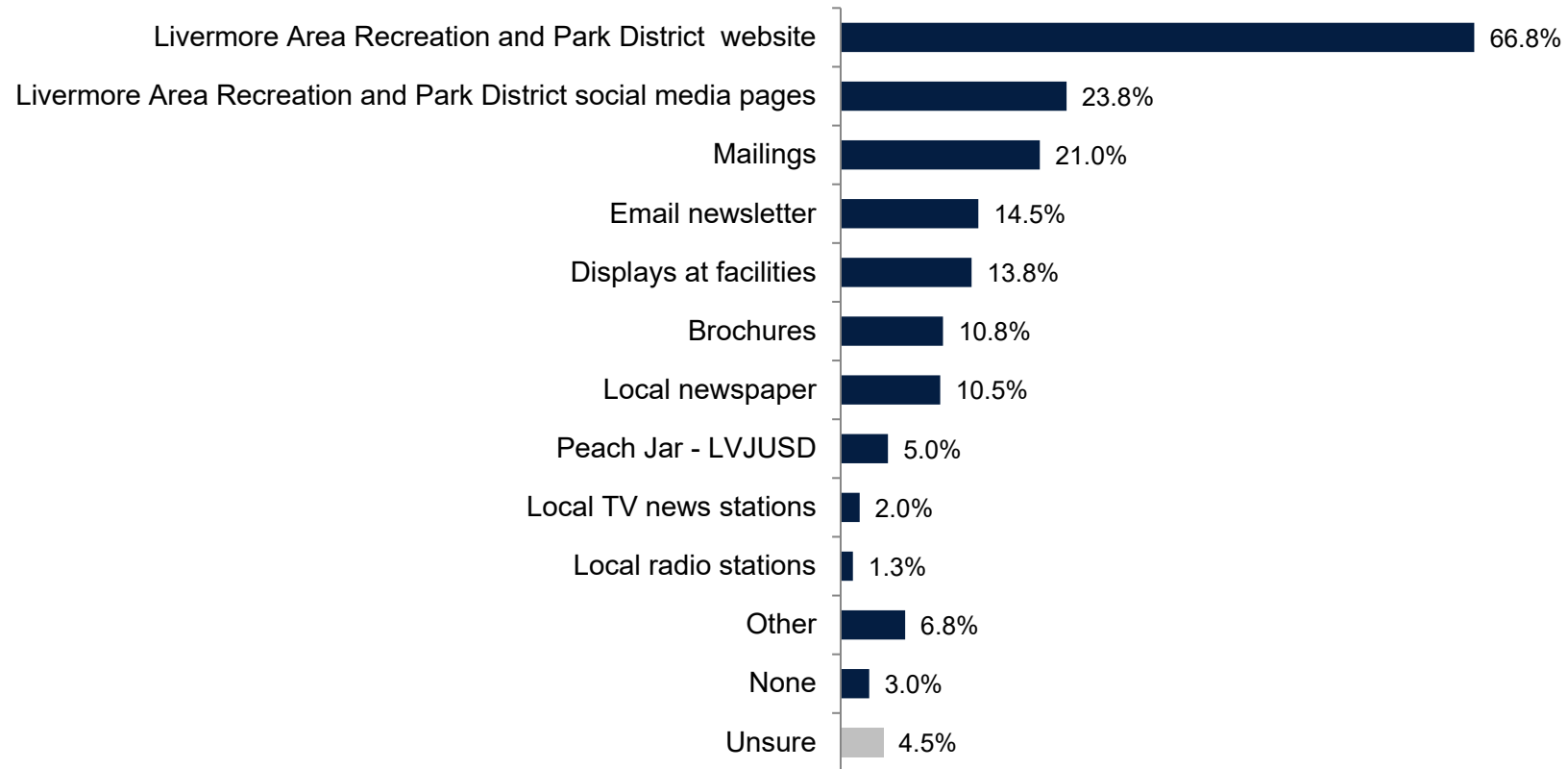
Hiking and walking are the most important experiences when visiting open space or trails

Question 23: When you visit regional open space or trails, what types of experiences are most important to you? Select all that apply.



LARPD's website is the top source of information

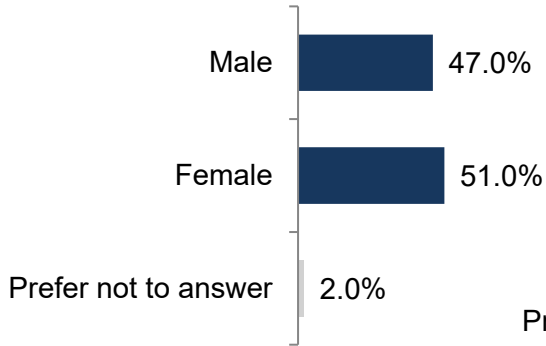
Question 24: If you need information about parks, recreation facilities, or programs, where do you usually get that information? Select all that apply.



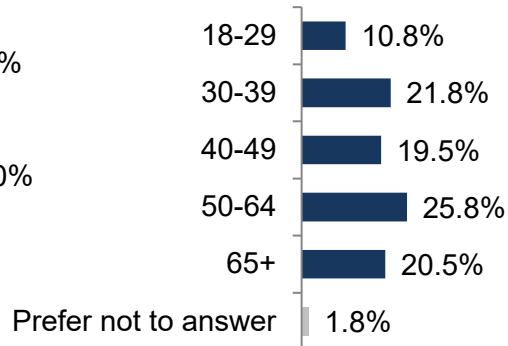
Demographics

Respondent demographics by gender, age group, ethnicity, zip code, household income, home type, and children in home

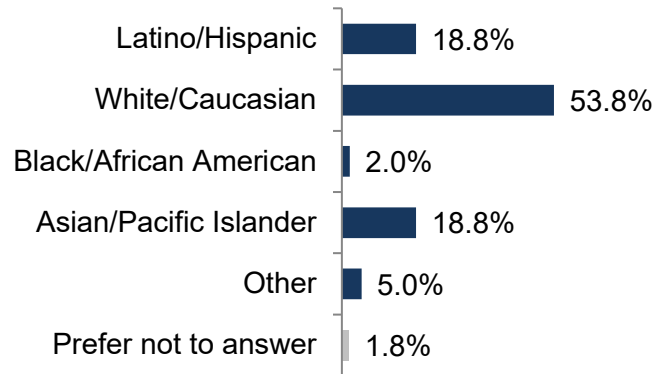
Gender



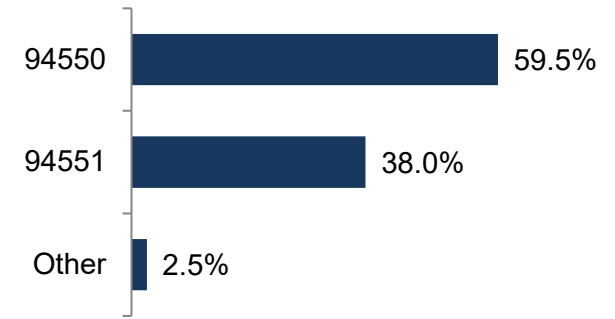
Age Group



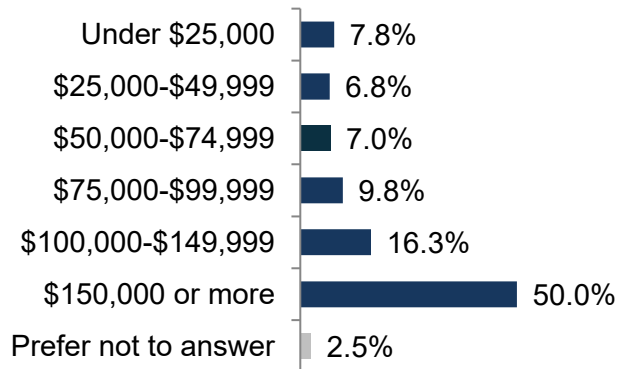
Ethnicity



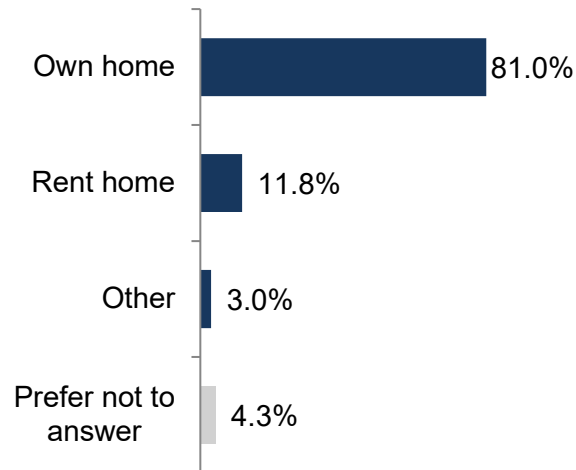
Zip Code



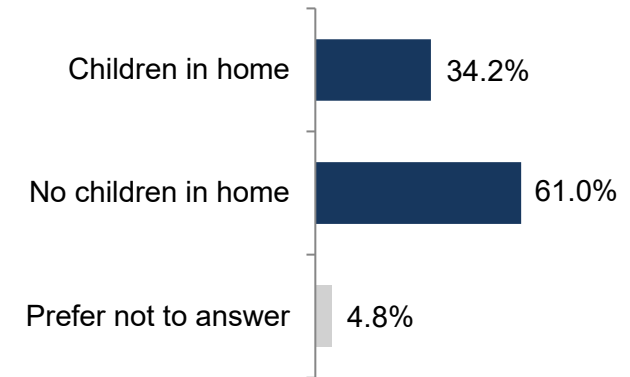
Household Income



Home Type



Children in Home



Questions?

Adam Probolsky, President

O: 949-855-6400 | M: 949-697-6726

E: adam@probolskyresearch.com

Alyce Basil, Managing Researcher

O: 202-559-0270

E: alyce@probolskyresearch.com



**Opinion Research on
Elections and Public Policy**

ATTACHMENT 5



PROBOLSKY RESEARCH
100 Pine Street Suite 1250, San Francisco, CA 94111

San Francisco
(415) 870-8150

Newport Beach
(949) 855-6400

Washington DC
(202) 559-0270