



Livermore Area
Recreation & Park District
An independent special district

Board of Directors

Beth Wilson
Director

David Furst
Vice Chair

Maryalice Faltings
Chair

Philip Pierpont
Director

Jan Palajac
Director

Welcome to the Board of Directors' Meeting

You are welcome to attend all Board of Directors' meetings. Your interest in the conduct of public business is appreciated. Any citizen desiring to speak on any item not on the agenda may do so under item 7 when the Chair requests comments from the audience.

If you wish to speak on an item listed on the agenda, please wait until the item is up for discussion, the opening staff or committee presentation has been made, and the Board has concluded its initial discussion. Then, upon receiving recognition from the Chair, please state your name, and tell whether you are speaking as an individual or for an organization. Each speaker is limited to three minutes.

Materials related to an item on this Agenda submitted to the Board of Directors after distribution of the agenda packet are available for public inspection in the District office, 4444 East Avenue, Livermore, during normal business hours.

Pursuant to Title II of the Americans with Disabilities Act and section 504 of the Rehabilitation Act of 1973, LARPD does not discriminate on the basis of race, color, religion, national origin, ancestry, sex, disability, age or sexual orientation in the provision of any services, programs or activities. To arrange an accommodation in order to participate in this public meeting, please call (925) 373-5725 or e-mail Lvanbuskirk@larpd.org at least 72 hours in advance of the meeting.

AGENDA

WEDNESDAY, JUNE 13, 2018

**ROBERT LIVERMORE COMMUNITY CENTER
4444 EAST AVENUE, LIVERMORE, CALIFORNIA**

**BUDGET WORKSHOP
LARKSPUR NORTH ROOM
5:30 P.M.**

**REGULAR MEETING
CRESTA BLANCA ROOM
7:00 P.M.**

1. CALL TO ORDER – ROLL CALL – PLEDGE OF ALLEGIANCE

2. BUDGET WORKSHOP
 - 2.1 Review of Preliminary FY18-19 Operating Budget.
 - 2.2 Review of Preliminary FY18-21 CIP Budget.
3. ADJOURN TO REGULAR MEETING
4. CALL TO ORDER – ROLL CALL – PLEDGE OF ALLEGIANCE
5. RECOGNITION
 - 5.1 RECOGNITION OF WILLIAM (BILL) NEBO

The Board of Directors will present a Certificate of Appreciation to LARPD Foundation member William (Bill) Nebo.
 - 5.2 RESOLUTION OF COMMENDATION FOR RETIRING LARPD FOUNDATION BOARD MEMBERS

The Board will adopt a resolution commending Anita Thompson, on the occasion of her retirement from the LARPD Foundation. (Resolution)

Resolution No. ____, commending Anita Thompson, on the occasion of her retirement from the LARPD Foundation.

The Board will adopt a resolution commending Randy Schlientz, on the occasion of his retirement from the LARPD Foundation. (Resolution)

Resolution No. ____, commending Randy Schlientz, on the occasion of his retirement from the LARPD Foundation.
6. PUBLIC COMMENT
7. CONSENT AGENDA (Motion)
 - 7.1 BOARD MINUTES
 - 7.1.1 Regular Meeting of May 23, 2018.
 - 7.2 COMMUNICATIONS
 - 7.2.1 General Manager's Monthly Report (#71/11)
8. CONSENT AGENDA RESOLUTIONS

None.
9. BIDS AND PUBLIC HEARINGS

Public Hearing:

The Board will conduct a public hearing to consider adoption of the Final Supplemental Initial Study/Mitigated Negative Declaration for the Arroyo Del Valle Pedestrian Bridge Project in Sycamore Grove Park.

Resolution No. ____, approving the adoption of the Final Supplemental Initial Study/Mitigated Negative Declaration for the Arroyo Del Valle Pedestrian Bridge Project in Sycamore Grove Park.
10. OLD BUSINESS

None.

11. NEW BUSINESS

11.1 APPROVAL OF PLANS AND SPECIFICATIONS FOR THE ROBERT LIVERMORE AQUATICS CENTER RENOVATION PROJECT, CIP PROJECT NO. 2018-442

The Board will consider approving the Plans and Specifications for the Robert Livermore Aquatics Center Renovation Project and authorizing the General Manager to go out to bid for the construction of the improvements. (Resolution)

Resolution No. ____, approving the Plans and Specifications for the Robert Livermore Aquatics Center Renovation Project and authorizing the General Manager to go out to bid for the construction of the improvements.

11.2 CALL FOR NOMINATIONS FOR THE COUNTYWIDE REDEVELOPMENT OVERSIGHT BOARD

The Board will consider whether to nominate a fellow LARPD Director of the General Manager for election to the Alameda LAFCo Independent Special District Election 2018 for Representatives to the Countywide Redevelopment Oversight Board. (Resolution)

Resolution No. ____, nominating _____ for election to the Alameda LAFCo Independent Special District Election 2018 as a representative to the Countywide Redevelopment Oversight Board, for a term to commence July 11, 2018.

11.3 LARPD CONTRIBUTION TO THE ALAMEDA COUNTY EMPLOYEES' RETIREMENT ASSOCIATION 401(h) SUB-ACCOUNT FOR RETIREES' MEDICAL FOR THE 2018-2019 FISCAL YEAR

The Board will consider approving a resolution authorizing the funding of the 401(h) Sub-Account for Retirees' Medical with the Alameda County Employees' Retirement Association (ACERA) in the amount of \$309,600.90 for the 2018-2019 Fiscal Year. (Resolution)

Resolution No. ____, authorizing the funding of the 401(h) Sub-Account for Retirees' Medical with the Alameda County Employees' Retirement Association (ACERA) in the amount of \$309,600.90 for the 2018-2019 Fiscal Year.

11.4 RENEW SPECIAL TAX 97-1 AND SET THE NEW RATE FOR FISCAL YEAR 2018-19

The Board will consider approving a resolution to renew Special Tax 97-1 and set the Equivalent Dwelling Unit (EDU) rate at \$35.05 for FY18-19. (Resolution)

Resolution No. ____, authorizing renewal of Special Tax 97-1 and setting the Equivalent Dwelling Unit (EDU) rate at \$35.05 for FY18-19.

11.5 SALARY AND BENEFIT RESOLUTION FOR FISCAL YEAR 2018-19

The Board will consider approving employee salary and benefit levels for the Fiscal Year 2018-19, effective July 1, 2018. (Resolution)

Resolution No. ____, approving employee salary and benefit levels for the Fiscal Year 2018-19, effective July 1, 2018.

11.6 PRELIMINARY FISCAL YEAR 2018-19 OPERATING BUDGET

The Board will consider approving the District's Preliminary FY18-19 Operating Budget. (Resolution)

Resolution No. ____, approving the District's Preliminary FY18-19 Operating Budget.

- 11.7 PRELIMINARY FISCAL YEAR 2018-21 CAPITAL IMPROVEMENT PLAN (CIP) BUDGET
The Board will consider approving the District's Preliminary FY18-21 Capital Improvement Plan (CIP). (Resolution)


Resolution No. _____, approving the District's Preliminary FY18-21 Capital Improvement Plan (CIP).

12. COMMITTEE REPORTS
13. MATTERS INITIATED/ANNOUNCEMENTS BY THE DIRECTORS
14. MATTERS INITIATED/ANNOUNCEMENTS BY THE GENERAL MANAGER
15. ADJOURNMENT

Livermore Area Recreation and Park District

Staff Report

TO: Chair Faltings and Board of Directors

FROM: Timothy J. Barry, General Manager 

PREPARED BY: Jeffrey Schneider, Administrative Services Manager
Julie Dreher, Financial Analyst

DATE: June 13, 2018

SUBJECT: Budget Workshop: Preliminary FY18-19 Operating Budget

RECOMMENDATION: That the Board of Directors provide feedback and guidance during its review of the District's Preliminary FY18-19 Operating Budget.

BACKGROUND: The District is required to obtain Board approval of its Preliminary Operating Budget by June 30th and the Final Operating Budget by August 30th each year. In February, the Board addresses mid-year changes and approves, as appropriate, adjustments to the Budget. Each year, the District conducts a Budget Workshop that provides the Board with summary and unit-level views of its Preliminary Operating Budget for the coming fiscal year and obtains the Board's feedback and guidance.

Staff reviewed a key component of its preliminary operating budget for FY18-19, the salary and benefits plans, with the Personnel Commission on May 8, 2018 and with the Personnel Committee on May 10, 2018. Both the Commission and the Personnel Committee recommend approval of the recommended salary and benefits plans, which are outlined below.

Staff reviewed the attached Preliminary Operating Budget for FY18-19 with the Finance Committee on May 21, 2018, and received the Committee's recommendation that the budget, as presented, be approved by the Board.

Following the June 13, 2018 Budget Workshop, the District will formally present its Preliminary Operating Budget to the Board for consideration of its approval at the June 13, 2018 Board meeting. A final operating budget will be presented to the Board at the August 11, 2018 Board meeting.

HIGHLIGHTS:

- The General Manager has approved the balanced preliminary operating budget for FY18-19 that is outlined in Attachment A (LAPD FY18-19 Operating Budget Book).
- **Revenue:** The preliminary operating budget for FY18-19 is \$21,884,501, which is \$804,877, or 4%, above the mid-year 2017-18 operating budget that was approved by the Board on February

20, 2018 and which remains our best forecast for the current fiscal year. The preliminary revenue plan for FY18-19 reflects the following:

- Property Taxes will increase 6%, from \$9,392,000 to \$9,961,000 based on the latest available data from Alameda County Tax Assessor's office;
- Parcel Taxes (97-1) will increase by \$29,900 to \$1,524,900, a 2% increase, which is the maximum annual increase allowed;
- Unit-specific assumptions:
 - Parks: Discontinuation of Zone 7 contract; impact: -\$120,000;
 - Aquatics: Pool closure due to Pool Deck Renovation; impact -\$37,000;
 - Field Rental: the end of the District's agreement with Fusion Soccer in October allows for new rental fees; impact +\$60,000;
 - Fee increases are reflected in ESS (1.5%), Preschool (4%), youth sports (5%), adult basketball league fees (11%), field prep and lining (14%), and gym use (14% for residents and 11% for non-residents). In addition, a new basketball tournament fee of \$60/hour/court was added.
 - Camp Shelly's early closure, required for the installation of a new restroom/shower facility, will negatively impact revenue by approximately \$4,000.
 - Sycamore Grove parking fees will be negatively impacted by approximately \$3,000 as a result of the Arroyo del Valle trail renovation project.
- **Salary and Benefits:** At \$15,168,836 for FY18-19, these expenses are \$1,144,258, or 8%, above the FY17-18 mid-year budget. The upcoming fiscal year budget currently allows for the consideration of compensation and benefit initiatives that are above and beyond the adjustments required to accommodate the new minimum wage and for annual step increases for all employees with a positive performance review, which are automatically included in the annual budget. The salary and benefit initiatives listed below include staff's suggestions provided to General Manager Tim Barry during his annual Employee Benefits meetings for full-time and part-time benefited staff, which were held on April 11, 2018.
 - Cost of Living Adjustment (COLA) of 3.6% for all classification ranges, effective July 2, 2018; The COLA recommendation is based on the change in the consumer price index (3.6%) for the San Francisco Bay Area for the 12 months ending February, 2018. FISCAL IMPACT: \$370,000.
 - Increase the District contribution for medical coverage by \$100 per month per benefited employee to cover the increase in premiums that is assumed for 2019. Alameda County, the administrator of the District's medical plan, indicates the District can expect medical premiums to increase by 5% (or \$100 per month per employee), at most, above 2018. This change is effective February, 2019 and will result in an increase of \$100 per month per benefited employee in the District's maximum contribution for all full-time and part-time benefited staff (based on Kaiser HMO data for EE+family premiums). FISCAL IMPACT: \$27,000.
 - Implement a District match for contributions to the 457 deferred compensation plans for part-time benefited staff. As envisioned, the District would match employee contributions up to 4% of their salaries. Full-time staff would not be eligible given their enrollment in the ACERA pension plan. FISCAL IMPACT: \$80,000.

- **Other Salary and Benefits Changes:**

- There are three additional positions in the preliminary operating budget:
 - One full-time Park Ranger/Trails Coordinator to be hired in September, 2018; impact \$90,000
 - This position would report to the Chief Ranger and assist Open Space Parks with general ranger duties and be the point of contact for trail development projects, volunteer trail maintenance coordination, volunteer trail building projects, and local and regional trail planning efforts.
 - Two part-time benefited Park Workers to be hired in July, 2018; impact \$104,000
 - These two positions would be in place of a vacant full-time position and will result in a net cost savings to the unit budget.
- Implement Salary Range Changes Consistent with Compensation Study Findings: The District's recently concluded compensation study identified several benchmark and related positions that are materially below market, defined as the median compensation levels for similar roles in agencies that were surveyed. Staff recommends making incremental progress this year and, potentially, in subsequent years, toward addressing positions where the study indicates existing salary levels are more than 20% below the median of the market. Affected positions would receive either a 5% or 2.5% increase. FISCAL IMPACT: \$125,000.
- Benefit Plan Participation: Staff analysis of actual benefit enrollment indicates that 90% of full-time and 68% of part-time benefited staff actually enrolled in our programs, and when staff did enroll, they did so at levels below that of employee plus family (the most costly of our possible options). The budget for FY18-19 reflects actual enrollment patterns through January 2019, and then assumes 90% overall participation for the new benefit year, beginning in February, 2019, which frees up funding for other District priorities.
- **Services and Supplies:** At \$6,441,211 for FY18-19, these expenses are \$191,912, or 3% above the FY17-18 mid-year budget. Items of note in the FY18-19 budget:
 - Bi-annual election fees of \$160,000
 - At \$519,040 for FY 18-19, utilities will increase 5% versus current year
 - At \$1,164,140 for FY18-19, water will increase 3% versus current year
 - New payroll/time reporting application: \$25,000 for deployment and \$17,500 for on-going subscription fees for the October, 2018 through June, 2019 period. Staff expect noticeable improvements in efficiency and accuracy by replacing the current manual time sheet process.
- **Contingency Budget:** \$100,000, as in past years.
- **Capital Equipment:** Capital equipment is limited to two items that were planned in FY17-18 but which will carry-over into FY18-19:
 - \$125,000 for new energy efficient lighting fixtures for the Cresta Blanca room at RLCC; and
 - \$49,454 (current estimate) for an upgrade to the RLCC's video surveillance and storage system

Attachment: LARPD FY18-19 Preliminary Operating Budget Book



Livermore Area
Recreation & Park District
An independent special district

4444 East Ave., Livermore, CA 94550-5053
(925) 373-5700 www.larpd.org

General Manager
Timothy J. Barry

2018 – 2019 Preliminary Operating Budget

June 13, 2018

Board of Directors:

Maryalice Faltings

David Furst

Jan Palajac

Philip Pierpont

Beth Wilson

TABLE OF CONTENTS

	Pages
Budget Policy	1
Operating Revenue Trend	2
Operating Results Trend	3
Tax Revenue Trend	4
Operating Revenue Chart	5
Operating Expense Chart	6
Operating Revenue Summary	7
Operating Results Summary	8
01 Administration	9 - 12
02 Classes, Camps & Events	13 - 14
03 Adult Sports & Fitness	15 - 16
05 Building Maintenance	17 - 18
06 Camp Shelly	19 - 20
07 Park Operations	21 - 23
09 Extended Student Services	24 - 26
10 Senior Services	27 - 28
11 Preschool	29 - 30
16 Open Space	31 - 34
17 Marketing & Public Information	35 - 36
18 Technology & Communication	37 - 38
20 Customer & Business Services	39 - 40
25 Facility Use & Rentals	41 - 43
26 Youth Sports & Fitness	44 - 45
27 Field & Gym Rentals	46 - 48
40 Believes Program	49
41 Middle School Program	50 - 51
42 Building Operations	52 - 53
54 Aquatics	54 - 56
57 Concessions	57 - 58
60 CIP Administration	59 - 60
45 Capital Equipment	61
Full-Time Equivalent Summary	62
Unit Spread Budget Summary	63 - 64
Unit Spread By Department	65 - 68
Account ID Guidelines	69 - 71
Unit Supervisors	72 - 73

Livermore Area Recreation and Park District

Budget Policy

The District operates on a fiscal year basis beginning on July 1st and ending on June 30th. In accordance with the Public Resources Code, Section 5788 – 5788.9, the District is required to adopt a Preliminary Budget by July 1st and a Final Budget not later than August 30th.

Preliminary Budget

- 1) An Annual budget proposal shall be prepared by the General Manager.
- 2) Prior to review by the Board of Directors, the Board's Budget Committee shall meet with the General Manager and review his/her annual budget proposal.
- 3) The proposed annual budget as reviewed and amended by the Budget Committee shall be reviewed by the Board no later than its first meeting in June.
- 4) On or before July 1 of each year, the Board of Directors shall adopt, by Board resolution, a Preliminary Budget.

Final Budget

- 1) Prior to review by the Board of Directors, the Board's Budget Committee shall meet with the General Manager and review any revisions to the Preliminary Budget.
- 2) The proposed Final Budget as reviewed and amended by the Budget Committee shall be presented to the Board of Directors for review and adoption not later than August 30th.

Budget Adjustments and Amendments

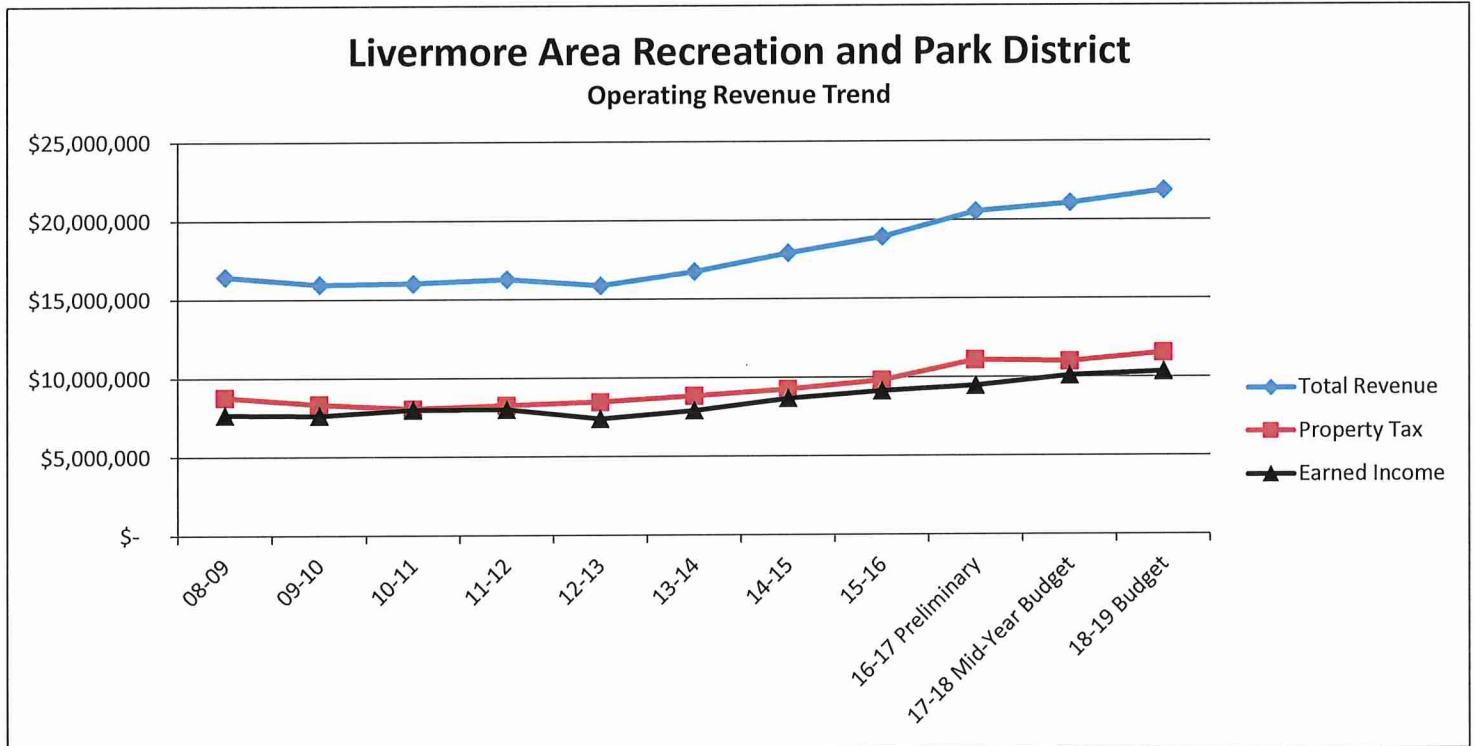
- 1) The General Manager may make adjustments within the Final Operating Budget that do not exceed the total appropriations approved by the Board of Directors.
- 2) Supplemental appropriations may be approved by resolution of the Board of Directors throughout the year when the total appropriations budgeted would be exceeded.

Adopted by Board Resolution August 7, 2001

Livermore Area Recreation and Park District

Operating Revenue Trend

FY 08-09 thru FY 17-18

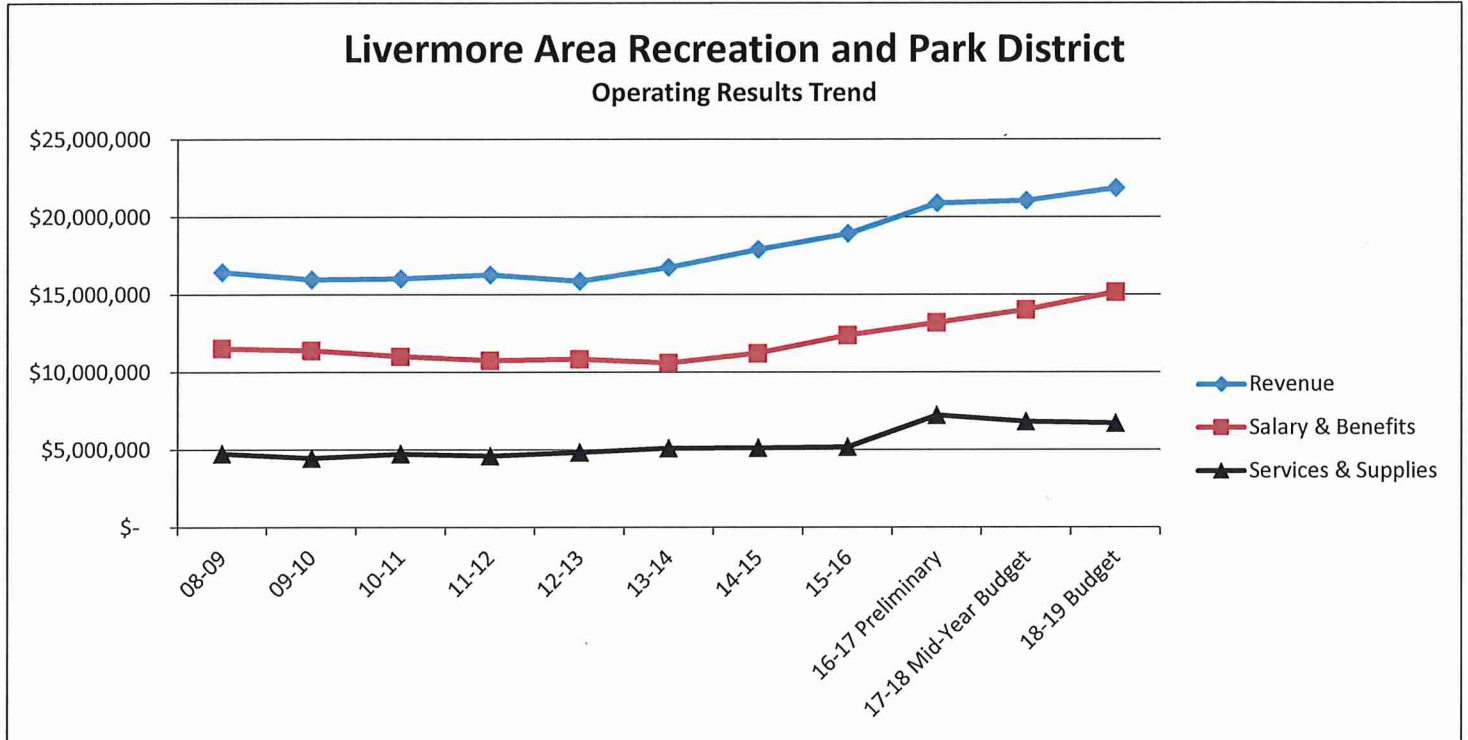


Fiscal Year	Total Revenue	Property Tax	Earned Income
08-09	\$ 16,468,616	\$ 8,788,937	\$ 7,679,679
09-10	\$ 15,988,833	\$ 8,352,156	\$ 7,636,677
10-11	\$ 16,052,795	\$ 8,056,098	\$ 7,996,697
11-12	\$ 16,303,802	\$ 8,282,851	\$ 8,020,951
12-13	\$ 15,896,472	\$ 8,480,513	\$ 7,415,959
13-14	\$ 16,778,397	\$ 8,853,216	\$ 7,925,181
14-15	\$ 17,938,908	\$ 9,257,514	\$ 8,681,394
15-16	\$ 18,955,139	\$ 9,809,444	\$ 9,145,695
16-17 Preliminary	\$ 20,563,749	\$ 11,096,725	\$ 9,467,024
17-18 Mid-Year Budget	\$ 21,079,624	\$ 10,990,000	\$ 10,089,624
18-19 Budget	\$ 21,884,501	\$ 11,544,900	\$ 10,339,601

Livermore Area Recreation and Park District

Operating Results Trend

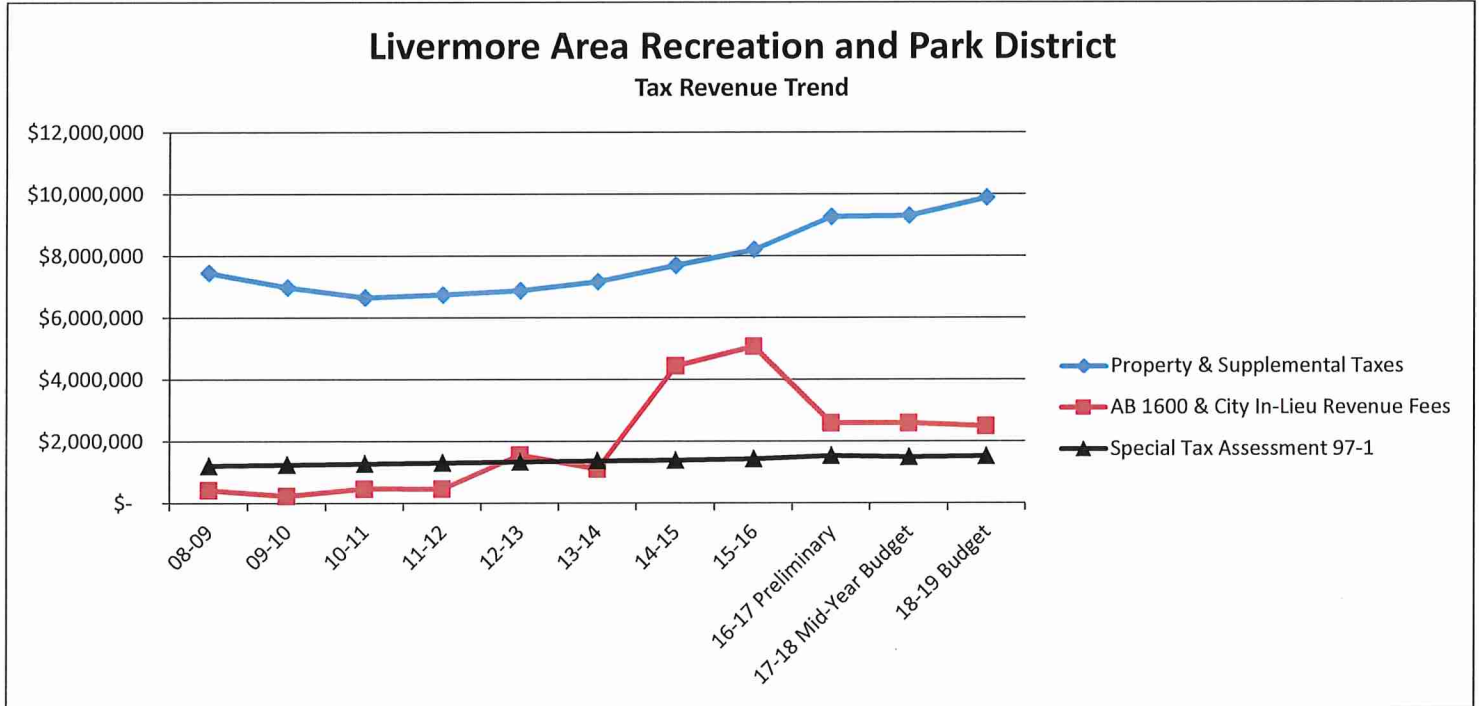
FY 08-09 thru FY 18-19



Fiscal Year	Revenue	Salary & Benefits	Services & Supplies
08-09	\$ 16,468,616	\$ 11,534,265	\$ 4,750,865
09-10	\$ 15,988,833	\$ 11,411,524	\$ 4,456,259
10-11	\$ 16,052,795	\$ 11,024,971	\$ 4,727,930
11-12	\$ 16,303,802	\$ 10,765,877	\$ 4,605,675
12-13	\$ 15,896,472	\$ 10,849,959	\$ 4,833,754
13-14	\$ 16,778,397	\$ 10,594,431	\$ 5,093,574
14-15	\$ 17,938,908	\$ 11,234,139	\$ 5,125,036
15-16	\$ 18,955,139	\$ 12,388,958	\$ 5,179,538
16-17 Preliminary	\$ 20,904,135	\$ 13,203,565	\$ 7,220,467
17-18 Mid-Year Budget	\$ 21,079,624	\$ 14,024,578	\$ 6,823,272
18-19 Budget	\$ 21,884,501	\$ 15,168,836	\$ 6,715,665

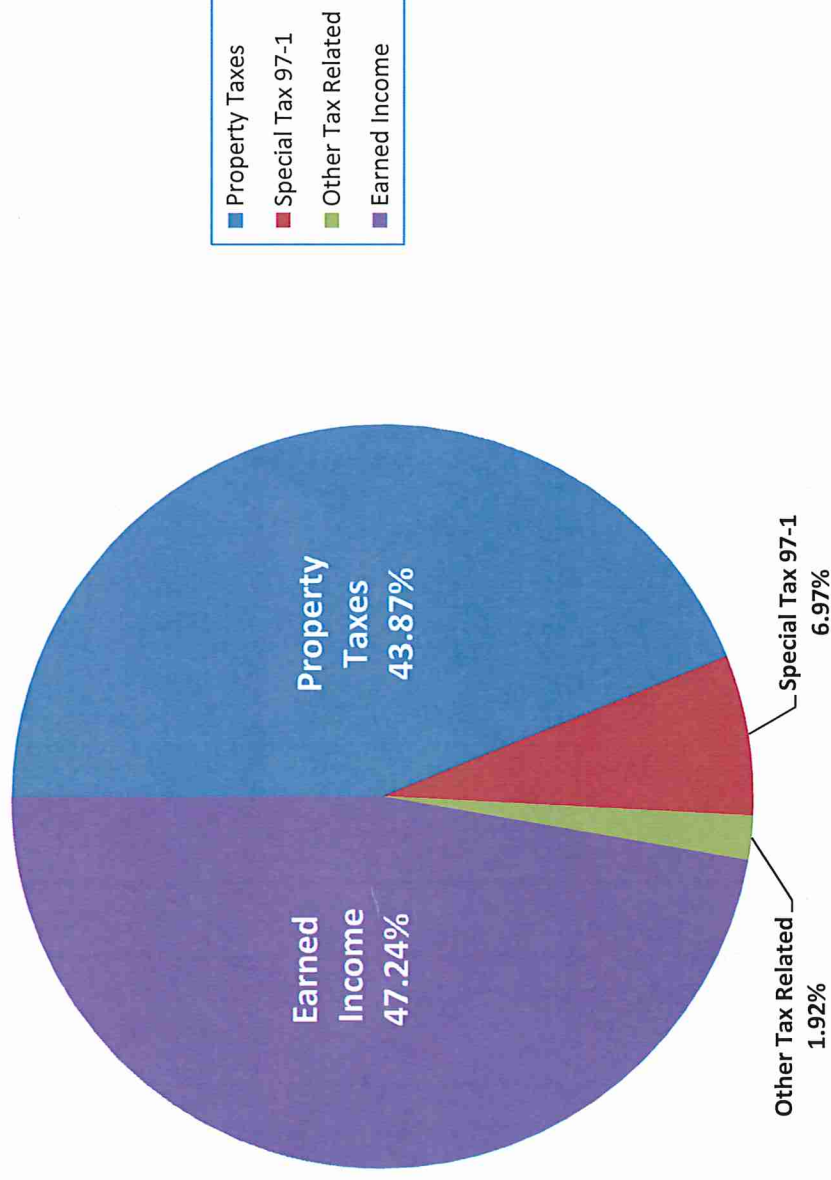
Livermore Area Recreation and Park District

Tax Revenue Trend
FY 08-09 thru FY 18-19



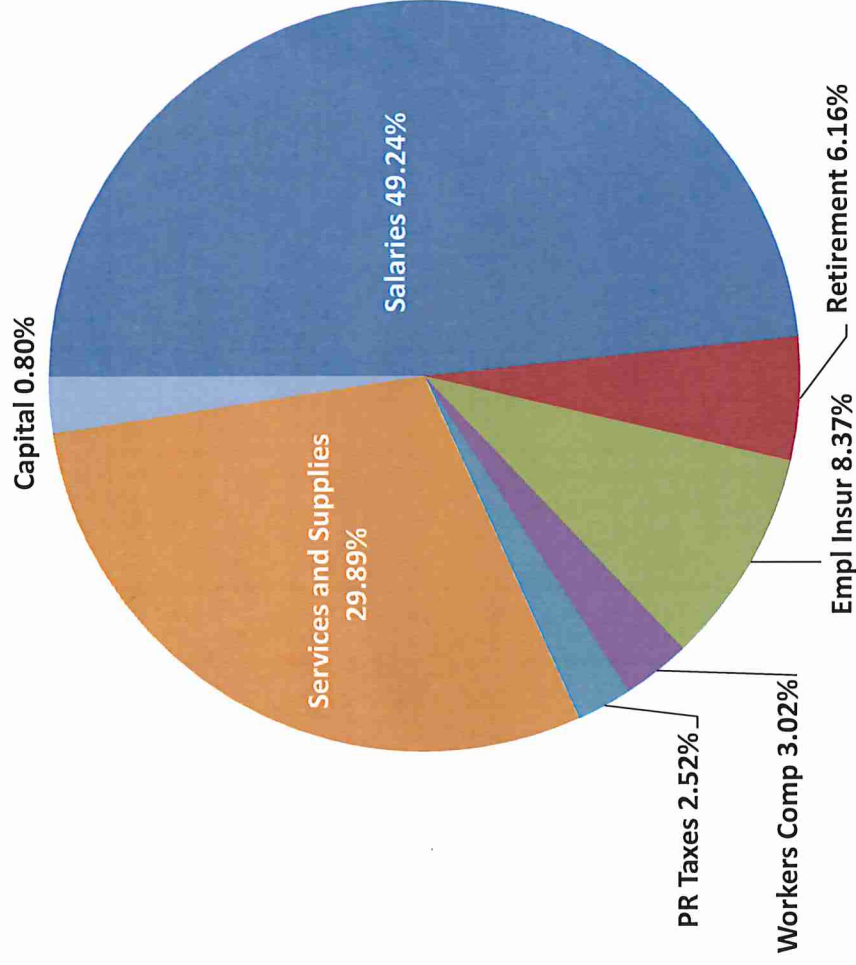
Fiscal Year	Property & Supplemental Taxes	AB 1600 & City In-Lieu Revenue Fees	Special Tax Assessment 97-1
08-09	\$ 7,463,294	\$ 424,694	\$ 1,211,648
09-10	\$ 6,994,951	\$ 235,499	\$ 1,244,029
10-11	\$ 6,663,684	\$ 471,242	\$ 1,279,258
11-12	\$ 6,753,662	\$ 467,875	\$ 1,304,842
12-13	\$ 6,887,757	\$ 1,561,913	\$ 1,334,770
13-14	\$ 7,177,033	\$ 1,113,103	\$ 1,369,185
14-15	\$ 7,705,717	\$ 4,444,394	\$ 1,388,030
15-16	\$ 8,221,488	\$ 5,078,439	\$ 1,428,561
16-17 Preliminary	\$ 9,279,918	\$ 2,603,326	\$ 1,536,839
17-18 Mid-Year Budget	\$ 9,320,000	\$ 2,600,000	\$ 1,495,000
18-19 Budget	\$ 9,900,000	\$ 2,500,000	\$ 1,524,900

FY 18-19 OPERATING REVENUE SUMMARY



Property Taxes	\$9,600,000
Special Tax 97-1	\$1,524,900
Other Tax Related	\$420,000
Earned Income	\$10,339,601
Total Funds for Operation	\$21,884,501

FY18-19 OPERATING EXPENSE SUMMARY



Salaries	\$ 10,776,203
Retirement	\$ 1,348,553
Employee Insurance	\$ 1,830,949
Workers Compensation	\$ 662,185
Payroll Taxes	\$ 550,946
Services & Supplies	\$ 6,541,211
Capital	\$ 174,454
Total Expenses	\$ 21,884,501

LIVERMORE AREA RECREATION & PARK DISTRICT
F/Y 18-19 OPERATING REVENUE SUMMARY

	15/16 Actual	16/17 Preliminary	17/18 Budget	18/19 Budget
GENERAL FUND				
TAXES				
Property Tax	8,026,149	8,929,110	9,120,000	9,600,000
HOPTR Subvention	62,759	62,418	62,000	61,000
In-Lieu City Housing	0	0	0	0
Supplemental Assessment Tax	195,339	350,808	200,000	300,000
	8,284,247	9,342,336	9,382,000	9,961,000
Special Assessment Tax	1,428,561	1,536,839	1,495,000	1,524,900
Redevelopment Fiscal Impact	53,824	59,021	53,000	43,000
RDA - Residual Property Taxes	42,812	158,529	60,000	16,000
	1,525,197	1,754,389	1,608,000	1,583,900
TOTAL TAXES	9,809,444	11,096,725	10,990,000	11,544,900
EARNED INCOME				
Classes, Camps & Events	412,762	425,250	407,695	415,400
Adult Sports & Fitness	145,930	159,495	161,910	161,230
Camp Shelly	66,600	66,630	72,522	68,183
Park Operations	411,187	498,983	535,152	466,790
Extended Student Services (ESS)	4,252,079	4,617,643	5,015,201	5,257,170
Senior Services and Volunteers	150,579	237,390	190,436	144,589
Preschool	421,936	423,347	423,530	435,495
Open Space	443,653	472,002	512,836	519,401
Marketing & Public Information	2,850	260	0	0
Facility Use & Rentals	796,823	871,009	747,364	810,820
Youth Sports & Fitness	145,985	180,319	188,150	188,443
Field & Gym Rentals	274,587	375,475	395,911	455,603
Believes Program	151,438	146,290	149,505	149,500
Middle School Program	589,884	552,098	588,252	577,122
Aquatics	490,028	587,510	573,153	545,836
Concessions	60,760	61,621	67,000	65,900
CIP Administration	172,942	0	0	0
Miscellaneous & Interest	139,322	132,088	61,007	78,119
TOTAL EARNED INCOME	9,129,345	9,807,410	10,089,624	10,339,601
Total General Fund Revenue	18,938,789	20,904,135	21,079,624	21,884,501

LIVERMORE AREA RECREATION & PARK DISTRICT
F/Y 18-19 OPERATING RESULTS SUMMARY

	15/16 Actual	16/17 Preliminary	17/18 Budget	18/19 Budget
OPERATING REVENUE				
Earned Revenue	9,129,345	9,807,410	10,089,624	10,339,601
Property Taxes	8,284,247	9,342,336	9,382,000	9,961,000
Special Assessment Taxes	1,428,561	1,536,839	1,495,000	1,524,900
Redevelopment Fiscal Impact	53,824	59,021	53,000	43,000
RDA - Residual Property Taxes	42,812	158,529	60,000	16,000
TOTAL REVENUE & FUNDS FOR OPERATIONS	18,938,789	20,904,135	21,079,624	21,884,501
SALARIES & BENEFITS				
4124 Stipends - Board Members	20,875	20,650	25,000	24,960
4120 Salaries - Full-Time	4,438,055	4,546,076	4,457,619	4,719,103
4121 Salaries - Part-Time Benefited	1,875,645	2,218,854	3,015,900	3,349,176
4122 Salaries - Part-Time	2,760,965	2,926,052	2,899,770	2,954,069
4125 Salary - Retention Bonus	32,550	0	0	0
4126 Retirement	1,222,537	1,133,948	1,079,116	1,348,553
4128 Employee Group Insurance	1,219,350	1,335,574	1,589,156	1,830,949
4130 Workers Compensation	405,439	568,122	585,152	662,185
4200 Medicare / FICA Payroll Tax	413,543	454,289	519,511	550,946
District-Wide Temporary Vacancies	0	0	(146,646)	(271,105)
TOTAL SALARIES & BENEFITS	12,388,959	13,203,565	14,024,578	15,168,836
% of total revenue	65.42%	63.16%	66.53%	69.31%
SERVICES & SUPPLIES				
4403 Agricultural Supplies	102,105	138,020	143,632	106,650
4417 Uniforms/Safety Products	38,743	32,905	40,557	40,420
4432 Household Supplies	170,331	181,636	115,358	130,455
4440 Food	139,231	138,372	139,728	147,382
4442 Office Supplies	128,096	106,709	108,556	109,915
4444 Medical	26,273	32,512	31,020	36,242
4446 Tools & Instruments	30,713	42,188	35,515	27,305
4447 Non Capital Equipment	49,288	122,821	82,300	62,990
4450 Maintenance - Structures & Grounds	661,886	1,159,638	688,425	834,950
4451 Maintenance - Equipment	144,560	155,966	199,620	154,440
4452 Utilities - Water/Sewer	897,794	1,112,549	1,133,855	1,164,140
4453 Utilities - Gas/Electric/Other	414,116	468,967	494,210	519,040
4454 Communications	115,302	129,327	117,260	153,950
4459 Memberships & Subscriptions	28,776	25,120	30,568	34,225
4460 Travel	145,408	142,546	146,149	144,930
4461 Training and Conferences	0	15,837	74,986	66,506
4462 Publications & Legal Notices	8,859	6,341	7,050	7,980
4463 Legal	142,015	171,532	150,000	144,000
4464 Program Services/Supplies	160,361	456,415	318,815	477,014
4465 Professional Services	799,207	824,531	1,039,953	939,375
4466 Licensing	23,445	29,364	28,190	23,499
4467 Field Trips/Events	86,468	166,294	151,294	104,151
4468 Instructors & Sports Officials	341,512	361,377	363,696	348,824
4470 Insurance	237,527	281,692	292,132	359,668
4476 Rents & Leases - Equipment	85,915	103,096	91,430	110,720
4477 Rents & Leases - Structures & Grounds	154,330	210,862	225,000	192,440
4704 Finance Charges & Interest	3,343	1,558	0	0
TOTAL SERVICES & SUPPLIES	5,135,604	6,618,175	6,249,299	6,441,211
% of total revenue	27.12%	31.66%	29.65%	29.43%
4750 Contingencies	0	0	100,000	100,000
TOTAL OPERATING EXPENSE	17,524,563	19,821,740	20,373,877	21,710,047
REVENUE LESS EXPENSES				
4950 Capital Equipment	424,820	602,292	473,973	174,454
TFR FROM FB TO GENERAL FUND	0	0	0	0
TFR FROM GENERAL FUND TO FB	(986,500)	0	0	0
REVENUE LESS EXPENSES after FUND BALANCE TFR	2,906	480,103	231,774	(0)

The Administration Unit manages District-Wide functions: District administration, support for Board of Directors and Board Committees, District records, finance (budgeting, cash collections, accounts payable, audit, payroll, procurement, conformance with laws, technology and communications, etc.), human resources (benefits, recruitment and hiring, discipline, training, records, workers compensation, etc.), fund development, coordination of grants and outside resource funding efforts (including liaison to the LARPD Foundation), policy development, coordination of legal and legislative activities, creation of community image and support, volunteer recognition, youth commission, risk and insurance, staff reports, strategic and long range planning, staff training and development, political process implementation including elections, and interagency relations.

		F/Y 15-16 ACTUAL	F/Y 16-17 Preliminary	F/Y 17-18 Mid-Year Budget	F/Y 18-19 Budget
REVENUE					
5005	Property Taxes	8,026,149	8,929,110	9,120,000	9,600,000
5009	Property Taxes Supplemental	195,339	350,808	200,000	300,000
5011	Special Assessment Tax 97-1	1,428,561	1,536,839	1,495,000	1,524,900
5006	State Subvention (homeowner's exemption)	62,759	62,418	62,000	61,000
5014	Redevelopment Agreement - Assisted Housing	53,824	59,021	53,000	43,000
5015	RDA - Residual Property Taxes	42,812	158,529	60,000	16,000
5007	In-Lieu City Housing	0	0	0	0
5067	Special Assessment Tax 97-1 Interest	5,640	8,448	5,900	8,380
5073	General Fund Interest	9,233	43,228	19,000	39,000
5076	DCAP Interest	3	0	0	0
5085	Miscellaneous Revenue	96,297	48,837	8,000	0
5086	Prompt Payment Discount	102	0	0	0
5087	Admin Fees	24,167	28,401	25,800	28,600
5090	Activity Refund Fees	3,880	3,174	2,307	2,139
TOTAL REVENUE		9,948,766	11,228,813	11,051,007	11,623,019
SALARIES & BENEFITS					
4120	Salaries - Full-Time				
1.15	General Manager				202,277
1.00	Assistant General Manager				142,970
1.00	Assistant to GM				86,870
0.90	Administrative Services Manager				122,548
1.00	Financial Analyst				90,685
1.00	Human Resources Analyst				85,728
1.00	Accounting Supervisor				98,748
FTE	7.05 Total Salaries - Full-Time	704,708	695,727	661,089	829,826
4124	Stipends - Board Members				24,960
	Total Stipends - Board Members	20,875	20,650	25,000	24,960
4121	Salaries - Part-Time Benefited				
1.38	Accounting Assistant				80,463
0.75	Administrative Assistant				51,818
1.58	Human Resources Technician				108,738
0.75	Payroll Technician				49,148
FTE	4.45 Total Salaries - Part-Time Benefited	265,838	211,591	292,311	290,167
4122	Salaries - Part-Time				
0.09	Administrative Assistant				4,875
FTE	0.09 Total Salaries - Part-Time	111,903	65,843	23,605	4,875
4125	Salary - Retention Bonus				
	Total Salary - Retention Bonus	32,550	0	0	0
4126	Retirement				
	Full Time				196,977
	Part-Time Benefited				9,277
	Total Retirement	193,400	220,133	176,682	206,254

		F/Y 15-16	F/Y 16-17	F/Y 17-18	F/Y 18-19
		ACTUAL	Preliminary	Mid-Year Budget	Budget
4128	Employee Group Insurance				
	FT Insurance				146,920
	Board Insurance				49,209
	PTB & ACA Insurance				60,809
	Total Employee Group Insurance	145,685	142,258	281,657	256,938
4130	Workers Compensation				
	FT Workers Comp Insurance				16,004
	Board Workers Comp Insurance				910
	PTB Workers Comp Insurance				1,950
	PT Workers Comp Insurance				33
	Total Workers Compensation	15,313	17,181	11,318	18,897
4200	Medicare / FICA Payroll Tax				
	FT Medicare Taxes				12,028
	Board Medicare / FICA Taxes				380
	PTB Medicare / FICA Taxes				22,191
	PT Medicare / FICA Taxes				373
	Total Medicare / FICA	40,132	32,416	35,666	34,972
4250	District-Wide Temporary Vacancies			(146,646)	(271,105)
	TOTAL SALARIES & BENEFITS	1,530,404	1,405,799	1,360,682	1,395,783
SERVICES & SUPPLIES					
Uniforms/Safety Products					
4417	Uniforms & Nametags				240
	Total Uniforms/Safety Products	540	0	204	240
Food					
4440	Meeting Provisions				5,040
	Foundation/Personnel Commission Recognition				3,000
	Personnel Commission				144
	Panel Interviews				1,020
	Total Food	11,482	10,781	9,528	9,204
Office Supplies					
4442	Office Supplies				3,000
	Total Office Supplies	59,523	1,883	3,000	3,000
Medical					
4444	Pre-employment Physical Exams				24,000
	Drug Testing				7,500
	Total Medical	16,841	28,381	25,000	31,500
Non Capital Equipment					
4447					
	Total Non Capital Equipment	1,029	863	0	0
Maintenance - Structures & Grounds					
4450					
	Total Maintenance - Structures & Grounds	5,773	0	0	0
Maintenance - Equipment					
4451	Office Equipment				400
	Great Plains				7,400
	Taleo PMP Service				5,000
	Applicant Stack				800
	Payroll Subscription Service				17,500
	Total Maintenance - Equipment	2,296	390	20,600	31,100
Communications					
4454	Cell Phone Reimbursements				1,800
	Total Communications	1,125	600	1,200	1,800

		F/Y 15-16 ACTUAL	F/Y 16-17 Preliminary	F/Y 17-18 Mid-Year Budget	F/Y 18-19 Budget
Memberships & Subscriptions					
4459	Rotary				800
	CARPD				2,500
	CPRS				780
	CSDA				6,500
	CSMFO				110
	Costco Wholesale				220
	LAFCO				3,609
	SHRM (HR)				200
	HR Poster Compliance				2,000
	NRPA				600
	HR Employment Law				200
	Payroll Law				200
	Executive Leadership				150
	Manager's Legal Bulletin				160
	Thompson HR				600
	MMANC (HR)				75
	Communication Briefings				140
Total Memberships & Subscriptions		21,451	15,326	18,194	18,844
Travel					
4460	Gas & Mileage				1,980
	Travel Expense - Directors				7,200
	Travel Expense - GM & AGM				17,700
Total Travel		32,210	41,811	26,880	26,880
Training & Conferences					
4461	Conferences - Directors				20,000
	Conferences - GM & AGM				8,000
	Conferences - Admin				7,996
Total Training & Conferences		0	4,076	35,996	35,996
Publications & Legal Notices					
4462	Job Postings				7,980
Total Publications & Legal Notices		8,305	6,341	7,050	7,980
Legal					
4463	General Counsel				144,000
Total Legal		142,015	170,477	150,000	144,000
Program Services/Supplies					
4464	Employee Recognition				15,000
	Election Fees				160,000
	Volunteer Recognition				500
	Job Fair Supplies				3,000
	Diversity Event				5,000
	Miscellaneous Event Supplies				9,000
Total Program Services/Supplies		20,564	166,530	20,500	192,500
Professional Services					
4465	Audit				26,000
	AC Special Tax 97-1 Collection Fee				25,400
	AC Property Tax Collection Fee				65,000
	Special Tax 97-1 Roll Preparation				9,750
	Alameda County Medical Admin Fee				27,600
	COBRA Management				1,200
	Flexible Spending Program/HRA (Navia)				7,020
	Great Plains Support				12,000
	Payroll System Deployment				25,000
	Strategic Financial Plan				25,000
	Purchasing Consultant				15,000
	RGS HR Consultant				24,320
Total Professional Services		231,536	343,246	490,328	283,290

		F/Y 15-16	F/Y 16-17	F/Y 17-18	F/Y 18-19
		ACTUAL	Preliminary	Mid-Year Budget	Budget
Licensing					
4466	Fingerprinting - Employees & Volunteers				12,500
Total Licensing		3,856	14,817	15,500	12,500
Insurance					
4470	Liability - General/Auto				262,080
Total Insurance		172,736	196,427	223,200	262,080
Rents & Leases - Equipment					
4476					
Total Rents & Leases - Equipment		41,714	204	0	0
Finance Charges & Fees					
4704	Interest & Fees				
Total Finance Charges & Fees		3,343	1,558	0	0
TOTAL SERVICES & SUPPLIES		776,339	1,003,711	1,047,180	1,060,914
OTHER CHARGES					
Contingencies					
4750	Contingency for Operations				100,000
TOTAL OTHER CHARGES		0	0	100,000	100,000
TOTAL OPERATING EXPENSES		2,306,743	2,409,510	2,507,862	2,556,697
REVENUE less EXPENSES		7,642,023	8,819,303	8,543,145	9,066,322

This Unit includes a wide range of enrichment classes, for various age groups from preschool to adults, that are offered at multiple facilities. Seasonal camps include "Fun in the Sun Camp" and "Jr Adventure Camp". Special events include Parent and Child dances, Kids Triathlon, Breakfast with the Bunny, Children's Fair, Dogtoberfest and Breakfast with Santa.

		F/Y 15-16	F/Y 16-17	F/Y 17-18	F/Y 18-19
		ACTUAL	Preliminary	Mid-Year Budget	Budget
REVENUE					
5097	Contract Classes	376,474	372,999	358,900	362,000
5098	Rummage Sale	1,290	525	0	0
5100	Dogtoberfest	0	680	1,200	2,500
5101	Miscellaneous Events	0	2,320	2,000	0
5105	Miscellaneous	458	56	0	0
5119	Instructional Classes	3,034	2,662	3,045	2,500
5106	Halloween Fun	711	0	0	0
5109	Children's Fair	5,541	7,828	2,200	7,900
5110	Holiday Happenings	2,174	2,505	2,600	2,900
5111	Parent & Child Dance	3,768	4,918	4,800	4,900
5112	Breakfast with Bunny	1,341	1,350	1,500	1,200
5115	Special Event	2,271	1,848	4,000	3,000
5116	Fun in the Sun (Gr K-5)	12,370	24,989	25,000	25,000
5117	Jr Adventure Camp (Gr 6-8)	3,330	2,570	2,450	3,500
TOTAL REVENUE		412,762	425,250	407,695	415,400
SALARIES & BENEFITS					
4120	Salaries - Full-Time				
	0.35 Recreation Supervisor				33,072
FTE	0.35 Total Salaries - Full-Time	61,480	36,541	31,148	33,072
4121	Salaries - Part-Time Benefited				
FTE	- Total Salaries - Part-Time Benefited	2,095	1,048	0	0
4122	Salaries - Part-Time				
	0.23 Recreation Leader I				6,644
	0.20 Recreation Leader II				7,090
	0.15 Recreation Coordinator				7,741
FTE	0.58 Total Salaries - Part-Time	1,822	21,222	31,455	21,475
4126	Retirement				
	Retirement - FT				9,816
	Retirement - PTB				0
	Total Retirement	16,924	8,832	8,209	9,816
4128	Employee Group Insurance				
	FT Insurance				6,369
	Total Employee Group Insurance	12,712	8,372	6,507	6,369
4130	Workers Compensation				
	FT Workers Comp Insurance				1,222
	PT Workers Comp Insurance				793
	Total Workers Compensation	1,605	1,976	2,837	2,015
4200	Medicare / FICA Payroll Tax				
	FT Medicare Taxes				480
	PT Medicare / FICA Taxes				1,643
	Total Medicare / FICA	1,127	2,193	2,858	2,123
TOTAL SALARIES & BENEFITS		97,765	80,184	83,014	74,870

	F/Y 15-16	F/Y 16-17	F/Y 17-18	F/Y 18-19
	ACTUAL	Preliminary	Mid-Year Budget	Budget
SERVICES & SUPPLIES				
Uniforms/Safety Products				
4417 Dogtobertest Shirts				500
Total Uniforms/Safety Products	0	0	700	500
Food				
4440 Special Events				2,000
Total Food	0	566	2,000	2,000
Office Supplies				
4442 Office Supplies				1,000
Total Office Supplies	0	123	2,000	1,000
Non Capital Equipment				
4447				
Total Non Capital Equipment	0	52	0	0
Memberships & Subscriptions				
4459				100
Total Memberships & Subscriptions	0	0	0	100
Travel				
4460 Mileage				100
Total Travel	0	133	0	100
Training & Conferences				
4461 CPRS Workshop				0
Total Training & Conferences	0	0	250	0
Program Services/Supplies				
4464 Special Event Supplies				28,000
Total Program Services/Supplies	85	27,800	24,000	28,000
Professional Services				
4465 Special Events (DJ, Photobooth, etc.)				20,000
Total Professional Services	53	5,246	22,000	20,000
Field Trips/Events				
4467 Field Trips				500
Total Field Trips/Events	0	1,217	1,000	500
Instructors & Sports Officials				
4468 Instructors				221,000
Total Instructors & Sports Officials	238,308	230,418	226,200	221,000
TOTAL SERVICES & SUPPLIES	238,446	265,555	278,150	273,200
TOTAL OPERATING EXPENSES	336,211	345,739	361,164	348,070
REVENUE less EXPENSES	76,551	79,511	46,531	67,330

This unit includes leagues as well as drop-in gym programs for adult sports such as softball, soccer, pickle ball, ultimate frisbee and basketball. A wide range of adult fitness programs are offered, including indoor cycling, cardio boot camp, strength training and yoga classes.

		F/Y 15-16	F/Y 16-17	F/Y 17-18	F/Y 18-19
		ACTUAL	Preliminary	Mid-Year Budget	Budget
REVENUE					
5112	Adult Drop-in	6,176	9,448	9,000	12,000
5114	Adult Softball	77,107	69,451	76,000	66,900
5115	Contract Classes	0	53,973	50,000	50,131
5116	Adult Soccer	36,569	18,200	12,110	15,164
5117	Misc. Sports Revenue	0	3,105	5,000	8,000
5118	Health & Fitness	0	0	0	0
5120	Basketball	26,098	2,828	7,200	6,300
5110	Flag Football	0	0	0	0
5111	Disc Sports	(20)	2,490	2,600	2,735
TOTAL REVENUE		145,930	159,495	161,910	161,230

SALARIES & BENEFITS

4120	Salaries - Full-Time				
	0.05 Recreation Supervisor				4,290
FTE	0.05 Total Salaries - Full-Time	27,943	26,549	4,050	4,290
4121	Salaries - Part-Time Benefited				
FTE	- Total Salaries - Part-Time Benefited	15,915	31,583	48,098	0
4122	Salaries - Part-Time				
	1.39 Recreation Leader II				42,136
	0.52 Recreation Coordinator				27,410
FTE	1.91 Total Salaries - Part-Time	27,564	24,064	11,943	69,547
4126	Retirement				
	Retirement - FT				976
	Total Retirement	7,665	5,206	797	976
4128	Employee Group Insurance				
	FT Insurance				990
	Total Employee Group Insurance	9,040	8,338	10,926	990
4130	Workers Compensation				
	FT Workers Comp Insurance				156
	PT Workers Comp Insurance				2,569
	Total Workers Compensation	1,739	2,639	2,276	2,725
4200	Medicare / FICA Payroll Tax				
	FT Medicare Taxes				64
	PT Medicare / FICA Taxes				5,320
	Total Medicare / FICA	3,634	4,473	4,652	5,384
TOTAL SALARIES & BENEFITS		93,500	102,852	82,742	83,912

SERVICES & SUPPLIES**Agricultural Supplies**

4403					0
Total Agricultural Supplies		3,442	0	0	0
Uniforms/Safety Products					
4417	Staff shirts				500
Total Uniforms/Safety Products		2,247	783	500	500
Food					
4440	Food				200
Total Food		7,761	2,211	200	200

	F/Y 15-16	F/Y 16-17	F/Y 17-18	F/Y 18-19
	ACTUAL	Preliminary	Mid-Year Budget	Budget
Office Supplies				
4442 Office Supplies				200
Total Office Supplies	189	235	200	200
Tools & Instruments				
4446 Hand Tools				200
Total Tools & Instruments	147	18	200	200
Non Capital Equipment				
4447 Non-Capital Equipment				0
Total Non Capital Equipment	0	19,108	0	0
Maintenance - Structures & Grounds				
4450 Maintenance				0
Total Maintenance - Structures & Grounds	6,818	90	0	0
Maintenance - Equipment				
4451 Equipment Maintenance				2,000
Total Maintenance - Equipment	0	888	2,000	2,000
Memberships & Subscriptions				
4459 Amateur Softball Association				1,200
Total Memberships & Subscriptions	840	13	1,000	1,200
Travel				
4460 Mileage				0
Total Travel	28	42	0	0
Training & Conferences				
4461 Training				200
Total Training & Conferences	0	0	200	200
Program Services/Supplies				
4464 League Supplies				7,818
Total Program Services/Supplies	11,255	17,768	14,800	7,818
Licensing				
4466 Licensing				0
Total Licensing	15	0	0	0
Instructors & Sports Officials				
4468 Sports Officials				40,000
Instructors				25,000
Total Instructors & Sports Officials	30,454	71,059	70,000	65,000
Rents & Leases - Equipment				
4476				0
Total Rents & Leases - Equipment	331	0	0	0
TOTAL SERVICES & SUPPLIES	63,527	112,215	89,100	77,318
TOTAL OPERATING EXPENSES	157,027	215,067	171,842	161,230
REVENUE less EXPENSES	(11,097)	(55,572)	(9,932)	(0)

This unit provides all aspects of building maintenance for the District. Staff in this unit perform repairs and maintenance for RLCC, Veterans Memorial Hall, Carnegie Library Building, Bothwell Arts Center, R.E. Merritt building, Ranger offices, The Barn, Ravenswood Historic site, and all park restroom buildings. Staff also maintain all District fences, parking lots, tennis courts, basketball courts, and lighting. In addition, this Unit manages and completes small to medium-sized new construction projects throughout the District and writes or reviews plans and specifications for larger projects.

		F/Y 15-16 ACTUAL	F/Y 16-17 Preliminary	F/Y 17-18 Mid-Year Budget	F/Y 18-19 Budget
REVENUE					
TOTAL REVENUE		0	0	0	0
SALARIES & BENEFITS					
4120	Salaries - Full-Time				
	0.25 Parks and Facilities Manager				27,144
	1.00 Facility Maint Supervisor				94,510
	2.58 Sr. Fac. Maint. Tech.				169,182
FTE	3.83 Total Salaries - Full-Time	141,066	274,310	290,260	290,836
4121	Salaries - Part-Time Benefited				
	0.95 Facility Maint. Tech.				48,953
FTE	0.95 Total Salaries - Part-Time Benefited	23,332	47,896	49,632	48,953
4122	Salaries - Part-Time				
FTE	- Total Salaries - Part-Time	46,951	0	0	0
4126	Retirement				
	Retirement - FT				78,988
	Retirement - PTB				1,568
	Total Retirement	38,820	69,403	72,353	80,556
4128	Employee Group Insurance				
	FT Insurance				68,465
	PTB & ACA Insurance				9,891
	Total Employee Group Insurance	35,216	76,741	70,198	78,356
4130	Workers Compensation				
	FT Workers Comp Insurance				28,061
	PTB Workers Comp Insurance				6,815
	Total Workers Compensation	21,129	34,593	35,841	34,876
4200	Medicare / FICA Payroll Tax				
	FT Medicare Taxes				4,212
	PTB Medicare / FICA Taxes				3,742
	Total Medicare / FICA	7,403	7,508	8,006	7,954
TOTAL SALARIES & BENEFITS		313,917	510,451	526,290	541,531
SERVICES & SUPPLIES					
Uniforms/Safety Products					
4417	Uniforms, T-Shirts				1,080
Total Uniforms/Safety Products		535	1,459	900	1,080
Household Supplies					
4432	Cleaning Supplies, Paper Goods				0
Total Household Supplies		13,179	0	0	0
Food					
4440	Food				180
Total Food		182	537	180	180
Office Supplies					
4442	Office Supplies				240
Total Office Supplies		1,146	1,251	240	240

	F/Y 15-16 ACTUAL	F/Y 16-17 Preliminary	F/Y 17-18 Mid-Year Budget	F/Y 18-19 Budget
Tools & Instruments				
4446 Tools, Equipment, Locks				6,000
Total Tools & Instruments	9,652	11,856	6,000	6,000
Non Capital Equipment				
4447 Shop & Maintenance Equipment				3,000
Total Non Capital Equipment	5,713	0	3,000	3,000
Maintenance - Structures & Grounds				
4450 General Maintenance				192,000
May Nissen Pathway Renovation				68,500
Little House Shade Structure				3,000
Total Maintenance - Structures & Grounds	62,211	651,089	126,600	263,500
Maintenance - Equipment				
4451 General Repairs				12,600
Total Maintenance - Equipment	3,310	6,032	12,600	12,600
Utilities - Gas/Electric/Other				
4453 PG&E all facilities				516,600
Total Utilities - Gas/Electric/Other	127,244	452,504	492,000	516,600
Communications				
4454 District Phones				0
Total Communications	72,572	130	0	0
Memberships & Subscriptions				
4459 IFMA, IFSA				0
Total Memberships & Subscriptions	179	108	179	0
Travel				
4460 Gas & Mileage				2,700
Total Travel	1,202	2,731	2,400	2,700
Training & Conferences				
4461 Training				3,050
Total Training & Conferences	0	0	20,000	3,050
Program Services/Supplies				
4464 Supplies				0
Total Program Services/Supplies	0	1,125	0	0
Professional Services				
4465 Outside Maintenance Services				27,480
Total Professional Services	4,342	8,516	24,040	27,480
Rents & Leases - Equipment				
4476 Tool Rental				900
Total Rents & Leases - Equipment	127	1,459	540	900
TOTAL SERVICES & SUPPLIES	301,594	1,138,797	688,679	837,330
TOTAL OPERATING EXPENSES	615,511	1,649,248	1,214,969	1,378,861
REVENUE less EXPENSES	(615,511)	(1,649,248)	(1,214,969)	(1,378,861)

F/Y 18-19
UNIT 06 - Camp Shelly

This unit involves all management and maintenance for the Camp Shelly family campground facility, leased from the U.S. Forest Service and located in South Lake Tahoe. The camp is open from mid-June through Labor Day, and has 25 camp sites, a restroom facility with showers, and offers a variety of recreational/ interpretive activities.

		F/Y 15-16	F/Y 16-17	F/Y 17-18	F/Y 18-19
		ACTUAL	Preliminary	Mid-Year Budget	Budget
REVENUE					
5140	Donation	0	0	100	0
5141	Camp Fees	65,269	64,929	70,672	66,962
5145	Miscellaneous/Concessions	1,331	1,701	1,750	1,221
TOTAL REVENUE		66,600	66,630	72,522	68,183
SALARIES & BENEFITS					
4120	Salaries - Full-Time				
	0.04 Chief Ranger				3,432
FTE	0.04 Total Salaries - Full-Time	5,233	5,407	3,737	3,432
4121	Salaries - Part-Time Benefited				
	0.27 Park Ranger				19,971
FTE	0.27 Total Salaries - Part-Time Benefited	6,685	3,154	20,589	19,971
4122	Salaries - Part-Time				
	0.09 Park Ranger				6,447
FTE	0.09 Total Salaries - Part-Time	19,018	25,167	9,109	6,447
4126	Retirement				
	Retirement - FT				1,016
	Retirement - PTB				638
	Total Retirement	1,440	1,376	736	1,654
4128	Employee Group Insurance				
	FT Insurance				716
	PTB & ACA Insurance				3,927
	Total Employee Group Insurance	1,707	1,736	13,294	4,643
4130	Workers Compensation				
	FT Workers Comp Insurance				232
	PTB Workers Comp Insurance				1,329
	PT Workers Comp Insurance				429
	Total Workers Compensation	1,735	2,484	2,096	1,990
4200	Medicare / FICA Payroll Tax				
	FT Medicare Taxes				52
	PTB Medicare / FICA Taxes				1,528
	PT Medicare / FICA Taxes				493
	Total Medicare / FICA	1,944	2,238	2,326	2,073
TOTAL SALARIES & BENEFITS		37,762	41,562	51,887	40,211
SERVICES & SUPPLIES					
Agricultural Supplies					
4403	Native Plants/Supplies				50
Total Agricultural Supplies		292	170	100	50
Household Supplies					
4432	Cleaning Supplies				115
	Trailer Supplies				50
Total Household Supplies		6,804	5,509	400	165
Food					
4440	Food for Programs				250
Total Food		436	503	300	250

		F/Y 15-16	F/Y 16-17	F/Y 17-18	F/Y 18-19
		ACTUAL	Preliminary	Mid-Year Budget	Budget
Office Supplies					
4442	Office Supplies				100
	Annual PO Box Fee				65
Total Office Supplies		448	184	210	165
Medical					
4444	First Aid Supplies				50
Total Medical		0	0	50	50
Tools & Instruments					
4446	Miscellaneous Small Tools				255
Total Tools & Instruments		152	168	400	255
Non-Capital Equipment					
4447	Miscellaneous Equipment				600
Total Non Capital Equipment		0	483	950	600
Maintenance - Structures & Grounds					
4450	General Repairs				3,950
Total Maintenance - Structures & Grounds		3,280	7,265	5,000	3,950
Maintenance - Equipment					
4451	General Repairs				100
Total Maintenance - Equipment		0	0	100	100
Utilities - Water/Sewer					
4452	Water, Sewer				840
Total Utilities - Water/Sewer		734	778	800	840
Utilities - Gas/Electric/Other					
4453	Electric, Propane				2,340
Total Utilities - Gas/Electric/Other		1,800	2,012	2,130	2,340
Communications					
4454	Cell Phone Fee				100
Total Communications		0	0	0	100
Travel					
4460	Gas & Mileage				600
Total Travel		584	535	650	600
Program Services/Supplies					
4464	Program Supplies				150
Total Program Services/Supplies		38	133	200	150
Professional Services					
4465	Water Samples / Health Permit				1,275
	Trash Removal				6,400
	Printing				200
Total Professional Services		879	2,069	8,200	7,875
Rents & Leases - Equipment					
4476	Ice Machine				250
	ADA Portable Toilet				250
Total Rents & Leases - Equipment		172	584	700	500
Rents & Leases - Structures & Grounds					
4477	Forest Service Lease				6,500
Total Rents & Leases - Structures & Grounds		2,264	4,414	7,500	6,500
TOTAL SERVICES & SUPPLIES		17,883	24,807	27,690	24,490
TOTAL OPERATING EXPENSES		55,645	66,369	79,577	64,701
REVENUE less EXPENSES		10,955	261	(7,055)	3,482

This unit involves all aspects of park maintenance for the District and other public agencies, including sports fields, parks, historic buildings, equestrian facilities, picnic sites, dog parks, community gardens, tot lots, bicycle parks, streams and trails. This unit is also responsible for all aspects of repair and maintenance of District vehicles and power equipment, safety and construction inspections, reviewing and assisting in park planning and design, project construction work, and oversight of volunteers in parks, trails and streams.

		F/Y 15-16 ACTUAL	F/Y 16-17 Preliminary	F/Y 17-18 Mid-Year Budget	F/Y 18-19 Budget
REVENUE					
5147	T-Mobile Lease Robertson Park	30,398	31,614	33,252	33,966
5150	T-Mobile Lease Max Baer	27,922	29,039	32,400	31,404
5151	MSC Reimbursement from COL	7,697	9,081	6,000	10,400
5153	Christensen School Reimbursement	11,582	22,914	24,500	30,000
5155	Zone 7 - Living Arroyo	74,846	146,904	186,000	192,000
5165	Miscellaneous	1,905	5,078	2,500	4,020
5166	Cell Tower at May Nissen	14,526	14,704	0	15,000
5167	CFD on Cayetano	91,798	65,296	60,000	80,000
5168	Zone 7 Contract	143,295	169,138	180,000	60,000
5169	Community Gardens	7,218	5,215	10,500	10,000
TOTAL REVENUE		411,187	498,983	535,152	466,790
SALARIES & BENEFITS					
4120	Salaries - Full-Time				
	0.25 Parks & Facilities Manager				29,848
	1.00 Park Supervisor				99,216
	3.00 Park Foreman				245,934
	6.00 Park Maintenance Technician				400,920
	1.00 Senior Mechanic				81,978
FTE	11.25 Total Salaries - Full-Time	1,071,930	1,043,881	929,363	857,896
4121	Salaries - Part-Time Benefited				
	0.93 Administrative Aide				59,800
	0.93 Irrigation Technician				55,562
	0.93 Mechanic				66,154
	0.75 Office Assistant				22,206
	0.93 Park Enhancement Coordinator				46,434
	4.63 Park Maint Tech				277,477
	7.40 Park Worker				255,752
FTE	16.48 Total Salaries - Part-Time Benefited	228,681	377,252	578,268	783,385
4122	Salaries - Part-Time				
	2.00 Park Enhancement Aide				57,782
	1.38 Park Worker				50,314
FTE	3.38 Total Salaries - Part-Time	108,777	163,399	138,334	108,096
4126	Retirement				
	Retirement - FT				244,792
	Retirement - PTB				23,728
	Total Retirement	294,874	261,959	238,754	268,520
4128	Employee Group Insurance				
	FT Insurance				195,434
	PTB & ACA Insurance				156,184
	Total Employee Group Insurance	295,329	333,172	377,720	351,618
4130	Workers Compensation				
	FT Workers Comp Insurance				106,258
	PTB Workers Comp Insurance				98,217
	PT Workers Comp Insurance				15,056
	Total Workers Compensation	143,980	214,871	218,785	219,531

		F/Y 15-16 ACTUAL	F/Y 16-17 Preliminary	F/Y 17-18 Mid-Year Budget	F/Y 18-19 Budget
4200	Medicare / FICA Payroll Tax				
	FT Medicare Taxes				12,420
	PTB Medicare / FICA Taxes				59,915
	PT Medicare / FICA Taxes				8,269
	Total Medicare / FICA	39,648	53,616	68,296	80,604
TOTAL SALARIES & BENEFITS		2,183,219	2,448,150	2,549,520	2,669,651
SERVICES & SUPPLIES					
Agricultural Supplies					
4403	Pesticides				55,500
	Landscape Materials/Turf Mix				37,000
	Total Agricultural Supplies	92,909	133,766	129,232	92,500
Uniforms/Safety Products					
4417	Safety Equipment (gloves, glasses, coveralls, etc)				6,900
	Staff Uniforms				10,000
	Total Uniforms/Safety Products	16,700	13,928	16,703	16,900
Household Supplies					
4432	Janitorial Supplies				600
	Liners & Scoops				36,000
	Total Household Supplies	18,746	28,468	20,490	36,600
Food					
4440	Staff Meetings/Department Briefings				4,700
	Total Food	3,555	3,108	4,045	4,700
Office Supplies					
4442	Office Supplies				6,960
	Total Office Supplies	8,503	6,806	8,556	6,960
Medical					
4444	First Aid Supplies				400
	Total Medical	531	656	1,500	400
Tools & Instruments					
4446	Replacement Tools				12,000
	Total Tools & Instruments	8,455	23,151	18,675	12,000
Non Capital Equipment					
4447	Landscape Equipment				5,000
	Total Non Capital Equipment	1,095	13,165	5,250	5,000
Maintenance - Structures & Grounds					
4450	General Maintenance				240,000
	Project Work				10,000
	Irrigation Repairs				25,000
	Rodeo Prep				5,000
	Playground Repairs				46,000
	Total Maintenance - Structures & Grounds	337,987	345,262	370,525	326,000
Maintenance - Equipment					
4451	Maintenance Supplies				1,440
	Vehicle Maintenance				72,000
	Total Maintenance - Equipment	87,875	101,088	108,770	73,440
Utilities - Water/Sewer					
4452	Water				1,158,000
	Total Utilities - Water/Sewer	855,664	1,106,074	1,125,025	1,158,000
Communications					
4454	Zone 7 Communication				600
	Radio Service				4,000
	iPads for eMaint, Daily logs				5,000
	Total Communications	12,972	6,955	14,550	9,600

		F/Y 15-16 ACTUAL	F/Y 16-17 Preliminary	F/Y 17-18 Mid-Year Budget	F/Y 18-19 Budget
Memberships & Subscriptions					
4459	QAC				3,960
	Certified Arborist				500
	CPRS/NRPA				500
Total Memberships & Subscriptions		1,590	2,533	4,055	4,960
Travel					
4460	Fleet Services				92,000
	CPRS				1,000
	Park Maintenance School				2,500
Total Travel		95,956	84,405	98,300	95,500
Training & Conferences					
4461	Safety Training				2,400
	CPSI				2,000
	QAC				1,000
	Certified Arborist				1,000
	Equipment training				2,000
Total Training & Conferences		0	1,560	8,400	8,400
Program Services/Supplies					
4464	Supplies				0
Total Program Services/Supplies		(277)	806	500	0
Professional Services					
4465	Network Fleet				6,680
	eMaint Management System				10,400
	Mechanics IDS System				850
	Contract Landscape Maintenance				24,000
Total Professional Services		5,100	12,302	11,850	41,930
Licensing					
4466	Annual Haz-Mat licensing fee				1,000
Total Licensing		1,668	850	1,690	1,000
Insurance					
4470					
Total Insurance		226	0	0	0
Rents & Leases - Equipment					
4476	Equipment Rental				9,000
	Portable Toilet Rental				12,000
Total Rents & Leases - Equipment		6,823	31,675	18,100	21,000
Rents & Leases - Structures & Grounds					
4477	38% of MSC Operations Paid to COL				110,400
Total Rents & Leases - Structures & Grounds		86,066	136,624	150,780	110,400
TOTAL SERVICES & SUPPLIES		1,642,144	2,053,182	2,116,996	2,025,290
TOTAL OPERATING EXPENSES		3,825,363	4,501,332	4,666,516	4,694,941
REVENUE less EXPENSES		(3,414,176)	(4,002,349)	(4,131,364)	(4,228,151)

ESS (Extended Student Services) is a year-round licensed child development program which serves school age children in centers located at all 11 elementary schools in Livermore. The program supports the students' academic day by providing creative curriculum, based on Content Standards adopted by the California State Board of Education.

		F/Y 15-16	F/Y 16-17	F/Y 17-18	F/Y 18-19
		ACTUAL	Preliminary	Mid-Year Budget	Budget
REVENUE					
5196	Child Care Links	333,942	374,056	293,951	309,720
5197	Full Cost Program Fees	3,249,512	3,583,264	3,955,646	4,208,245
5205	Kidango CCTR Sub-Contract	471,364	439,368	603,356	581,753
5199	Kidango CCTR Parent Fees	30,532	31,462	24,785	24,583
5201	Full Cost Registration Fees	11,125	19,479	10,100	14,050
5207	Community Support Program	151,779	165,347	123,763	115,219
5209	Contributions/Fund Raisers	210	0	0	0
5213	Miscellaneous Revenue	15	1,067	0	0
5231	Kidango Rent	3,600	3,600	3,600	3,600
TOTAL REVENUE		4,252,079	4,617,643	5,015,201	5,257,170
SALARIES & BENEFITS					
4120	Salaries - Full-Time				
	1.00 Department Manager				119,366
	5.00 Lead Teacher				287,638
	1.00 Senior Facilities Maintenance Technician				74,126
	11.00 Youth Services Coordinator				761,540
	0.90 Youth Services Supervisor				89,284
FTE	18.90 Total Salaries - Full-Time	1,015,370	1,060,109	1,266,902	1,331,954
4121	Salaries - Part-Time Benefited				
	0.93 Administrative Aide				59,800
	0.88 ESS Elig. Enrollment Specialist				52,470
	5.23 Lead Teacher				275,183
	3.73 Program Leader				110,495
	2.19 Teacher I				74,705
	6.78 Teacher II				260,692
	2.48 Teacher III				112,242
FTE	22.20 Total Salaries - Part-Time Benefited	561,181	648,041	835,646	945,587
4122	Salaries - Part-Time				
	2.30 Facility Attendant				80,754
	19.16 Program Leader				499,419
	0.58 Senior Office Assistant				28,477
	0.58 Senior Program Leader				22,114
	7.00 Teacher I				218,221
	1.15 Teacher II				41,441
	1.15 Teacher III				45,974
FTE	31.91 Total Salaries - Part-Time	881,484	833,691	902,407	936,400
4126	Retirement				
	Retirement - FT				359,743
	Retirement - PTB				30,258
	Total Retirement	279,697	256,221	303,653	390,001
4128	Employee Group Insurance				
	FT Insurance				318,996
	PTB & ACA Insurance				239,724
	Total Employee Group Insurance	328,741	373,992	646,367	558,720
4130	Workers Compensation				
	FT Workers Comp Insurance				56,793
	PTB Workers Comp Insurance				31,537
	PT Workers Comp Insurance				41,993
	Total Workers Compensation	66,525	91,426	118,376	130,323

		F/Y 15-16 ACTUAL	F/Y 16-17 Preliminary	F/Y 17-18 Mid-Year Budget	F/Y 18-19 Budget
4200	Medicare / FICA Payroll Tax				
	FT Medicare Taxes				19,332
	PTB Medicare / FICA Taxes				72,350
	PT Medicare / FICA Taxes				71,635
	Total Medicare / FICA	124,068	126,996	151,331	163,317
TOTAL SALARIES & BENEFITS		3,257,066	3,390,476	4,224,682	4,456,302
SERVICES & SUPPLIES					
Agricultural Supplies					
4403					0
Total Agricultural Supplies		23	139	0	0
Uniforms/Safety Products					
4417	Uniforms/Name Badges				2,000
Total Uniforms/Safety Products		2,565	1,711	2,000	2,000
Household Supplies					
4432	Miscellaneous Supplies				37,200
Total Household Supplies		29,229	29,571	36,866	37,200
Food					
4440	Food/Snacks				59,400
Total Food		55,268	55,913	57,600	59,400
Office Supplies					
4442	Office Supplies				23,400
Total Office Supplies		22,711	22,928	23,400	23,400
Medical					
4444	First Aid Supplies				2,592
Total Medical		1,586	1,118	2,520	2,592
Tools & Instruments					
4446	Facility Equipment				2,200
Total Tools & Instruments		1,721	1,627	2,040	2,200
Non Capital Equipment					
4447	Replacement Appliances				3,000
Total Non Capital Equipment		0	795	0	3,000
Maintenance - Structures & Grounds					
4450	General Maintenance				95,000
	Safety Doors				32,000
Total Maintenance - Structures & Grounds		50,410	70,450	54,600	127,000
Maintenance - Equipment					
4451	Computer and Equipment Maintenance				1,800
Total Maintenance - Equipment		2,703	138	1,800	1,800
Communications					
4454	Internet Service				12,000
Total Communications		6,116	10,458	7,800	12,000
Memberships & Subscriptions					
4459	CPRS, CCDA				1,200
Total Memberships & Subscriptions		528	763	680	1,200
Travel					
4460	Gas/Mileage/Tolls				1,200
Total Travel		2,406	727	1,224	1,200
Training & Conferences					
4461	Training Expense				1,500
Total Training & Conferences		0	181	0	1,500

	F/Y 15-16 ACTUAL	F/Y 16-17 Preliminary	F/Y 17-18 Mid-Year Budget	F/Y 18-19 Budget
Publications & Legal Notices				
4462 Job Advertisements				0
Total Publications & Legal Notices	404	0	0	0
Program Services/Supplies				
4464 Instructional Materials				66,000
Total Program Services/Supplies	52,662	60,964	66,000	66,000
Professional Services				
4465 EZ Care, Child Care Careers				7,800
Total Professional Services	10,507	10,731	12,840	7,800
Licensing				
4466 Licensing				9,999
Total Licensing	11,979	13,547	11,000	9,999
Field Trips/Events				
4467 Field Trips & Events				33,000
Total Field Trips/Events	24,670	29,061	33,000	33,000
Insurance				
4470 Liability - General/Auto				62,616
Total Insurance	41,269	46,930	46,932	62,616
Rents & Leases - Equipment				
4476 Lease Payments				28,920
Total Rents & Leases - Equipment	8,761	10,103	9,480	28,920
Rents & Leases - Structures & Grounds				
4477 Facilities Rental				75,540
Total Rents & Leases - Structures & Grounds	66,000	66,720	66,720	75,540
TOTAL SERVICES & SUPPLIES	391,518	434,575	436,502	558,367
TOTAL OPERATING EXPENSES	3,648,584	3,825,051	4,661,184	5,014,669
REVENUE less EXPENSES	603,495	792,592	354,017	242,501

Senior Services offers a variety of recreational, educational and social activities to promote independence, mental and physical fitness, social engagement and community involvement. Extensive information and referral, a senior meal program and many collaborative services create an environment to support the senior or family members who may need information about age related issues. Staff conducts activities and special events, plans and conducts trips, provides support services and offers information and referral.

		F/Y 15-16	F/Y 16-17	F/Y 17-18	F/Y 18-19
		ACTUAL	Preliminary	Mid-Year Budget	Budget
REVENUE					
5233	Senior Activity/Events	1,086	1,047	1,980	2,528
5234	Contract Classes	41,259	35,564	39,000	33,130
5235	Drop-in Fees	10,659	10,560	10,560	9,169
5236	Luncheons	5,883	3,572	4,000	2,820
5240	Newsletter	168	84	200	96
5253	Trips	86,618	182,728	130,992	93,682
5257	Bart/DPHC	1,943	1,709	1,500	1,752
5261	Fundraising	531	326	504	302
5269	Miscellaneous	1,232	900	500	510
5274	Sponsorship	1,200	900	1,200	600
TOTAL REVENUE		150,579	237,390	190,436	144,589
SALARIES & BENEFITS					
4120	Salaries - Full-Time				
	1.00 Recreation Supervisor				94,510
FTE	1.00 Total Salaries - Full-Time	98,960	102,109	89,003	94,510
4121	Salaries - Part-Time Benefited				
	0.63 Senior Office Assistant				26,026
	0.88 Recreation Coordinator				49,403
FTE	1.50 Total Salaries - Part-Time Benefited	46,961	54,395	69,509	75,429
4122	Salaries - Part-Time				
	0.19 Recreation Coordinator				9,898
	0.19 Recreation Leader II				5,682
	0.19 Senior Program Leader				7,882
FTE	0.56 Total Salaries - Part-Time	33,118	42,232	64,924	23,462
4126	Retirement				
	Retirement - FT				28,054
	Retirement - PTB				2,229
	Total Retirement	27,265	26,323	23,458	30,283
4128	Employee Group Insurance				
	FT Insurance				13,017
	PTB & ACA Insurance				19,782
	Total Employee Group Insurance	32,702	28,452	38,133	32,799
4130	Workers Compensation				
	FT Workers Comp Insurance				3,496
	PTB Workers Comp Insurance				1,992
	PT Workers Comp Insurance				867
	Total Workers Compensation	3,743	5,818	7,310	6,355
4200	Medicare / FICA Payroll Tax				
	FT Medicare Taxes				1,366
	PTB Medicare / FICA Taxes				5,772
	PT Medicare / FICA Taxes				1,795
	Total Medicare / FICA	7,455	8,771	11,575	8,933
TOTAL SALARIES & BENEFITS		250,204	268,100	303,912	271,771

	F/Y 15-16 ACTUAL	F/Y 16-17 Preliminary	F/Y 17-18 Mid-Year Budget	F/Y 18-19 Budget
SERVICES & SUPPLIES				
Uniforms/Safety Products				
4417 Uniforms				0
Total Uniforms/Safety Products	36	82	200	0
Household Supplies				
4432 Cleaning supplies				90
Total Household Supplies	16	0	0	90
Food				
4440 Programs & Lunches				9,898
Total Food	8,613	7,378	6,900	9,898
Office Supplies				
4442 Supplies				450
Total Office Supplies	1,046	1,369	1,500	450
Non Capital Equipment				
4447				1,500
Total Non Capital Equipment	0	71	450	1,500
Maintenance - Equipment				
4451 Copier/Typewriter/Printer				0
Total Maintenance - Equipment	319	0	0	0
Memberships & Subscriptions				
4459 Memberships				311
Total Memberships & Subscriptions	340	245	445	311
Travel				
4460 Gas & Mileage				510
Total Travel	155	181	0	510
Training & Conferences				
4461 Training				1,200
Total Training & Conferences	0	0	0	1,200
Program Services/Supplies				
4464 Program Supplies				6,311
Total Program Services/Supplies	5,626	5,423	6,600	6,311
Professional Services				
4465 Miscellaneous				300
Total Professional Services	150	350	500	300
Licensing				
4466 Fingerprinting				0
Total Licensing	52	0	0	0
Field Trips/Events				
4467 Senior Trips				54,201
Total Field Trips/Events	49,251	126,597	99,996	54,201
Instructors & Sports Officials				
4468 Instructors				20,124
Total Instructors & Sports Officials	25,485	22,518	24,996	20,124
TOTAL SERVICES & SUPPLIES	91,089	164,214	141,587	94,895
TOTAL OPERATING EXPENSES	341,293	432,314	445,499	366,666
REVENUE less EXPENSES	(190,714)	(194,924)	(255,063)	(222,077)

The preschool program serves children ages 1 month to 6 years. From ages 3 months – 3 years we offer a variety of parent/child classes. When the child turns three we offer part-day preschool classes that are geared towards the developmental needs of each age group, incorporating theme related play, social experiences and opportunities to make choices.

		F/Y 15-16	F/Y 16-17	F/Y 17-18	F/Y 18-19
		ACTUAL	Preliminary	Mid-Year Budget	Budget
REVENUE					
5297	Registration Fees	388,618	397,672	422,480	435,495
5299	Preschool Scholarships	2,100	0	0	0
5302	First 5 Alameda County	30,277	24,750	0	0
5352	Leadership Class	941	925	1,050	0
TOTAL REVENUE		421,936	423,347	423,530	435,495
SALARIES & BENEFITS					
4120	Salaries - Full-Time				
1.00	Youth Services Coordinator				70,694
FTE	1.00 Total Salaries - Full-Time	35,133	87,156	64,802	70,694
4121	Salaries - Part-Time Benefited				
FTE	- Total Salaries - Part-Time Benefited	37,349	5,942	0	0
4122	Salaries - Part-Time				
0.76	Teacher I				24,086
2.60	Teacher II				106,509
2.77	Teacher III				122,218
0.39	Rec Leader II				13,154
FTE	6.52 Total Salaries - Part-Time	213,845	241,642	259,524	265,967
4126	Retirement				
	Retirement - FT				16,120
	Total Retirement	9,677	18,272	12,759	16,120
4128	Employee Group Insurance				
	FT Insurance				18,988
	Total Employee Group Insurance	11,584	14,419	18,593	18,988
4130	Workers Compensation				
	FT Workers Comp Insurance				2,612
	PT Workers Comp Insurance				9,824
	Total Workers Compensation	8,305	12,440	12,144	12,436
4200	Medicare / FICA Payroll Tax				
	FT Medicare Taxes				1,026
	PT Medicare / FICA Taxes				20,346
	Total Medicare / FICA	19,151	20,200	20,793	21,372
TOTAL SALARIES & BENEFITS		335,044	400,071	388,615	405,578
SERVICES & SUPPLIES					
Uniforms/Safety Products					
4417					500
Total Uniforms/Safety Products		27	0	500	500
Household Supplies					
4432	Supplies				500
Total Household Supplies		1,508	717	1,000	500
Food					
4440	Program & Food Expenses				1,200
Total Food		2,466	1,429	1,000	1,200

	F/Y 15-16 ACTUAL	F/Y 16-17 Preliminary	F/Y 17-18 Mid-Year Budget	F/Y 18-19 Budget
Office Supplies				
4442 Supplies & Postage				400
Total Office Supplies	2,752	1,033	600	400
Medical				
4444 First Aid Supplies				0
Total Medical	133	0	0	0
Tools & Instruments				
4446				0
Total Tools & Instruments	23	508	0	0
Non Capital Equipment				
4447 Replacement Tables/Chairs/Shelving				1,500
Total Non Capital Equipment	0	81	2,500	1,500
Maintenance - Structures & Grounds				
4450 General Maintenance				6,000
Total Maintenance - Structures & Grounds	4,263	5,891	3,500	6,000
Maintenance - Equipment				
4451				0
Total Maintenance - Equipment	55	0	0	0
Communications				
4454				0
Total Communications	0	0	1,200	0
Memberships & Subscriptions				
4459 CAEYC				0
Total Memberships & Subscriptions	40	0	0	0
Travel				
4460 Mileage				0
Total Travel	250	570	275	0
Program Services/Supplies				
4464 Program Supplies				10,000
Total Program Services/Supplies	18,599	13,073	10,000	10,000
Professional Services				
4465 Staff Training				0
Total Professional Services	375	220	0	0
Licensing				
4466 Fingerprinting				0
Total Licensing	20	0	0	0
Field Trips/Events				
4467				0
Total Field Trips/Events	0	0	0	0
TOTAL SERVICES & SUPPLIES	30,511	23,522	20,575	20,100
TOTAL OPERATING EXPENSES	365,555	423,593	409,190	425,678
REVENUE less EXPENSES	56,381	(246)	14,340	9,817

This unit includes operation of Sycamore Grove, Holdener Park, Garaventa Wetland Preserve, Brushy Peak Regional Preserve, and open space trails. In addition, this unit works with local, state and federal agencies in regard to environmental, natural resources, mitigation and conservation activities and issues. Staff also provides nature and environmental education, interpretive programs and outdoor nature activities. This unit is also responsible for District wide security and safety services, which includes: limited patrolling of all District facilities and trails; responding to emergencies; enforcing District rules and regulations and assisting other law enforcement agencies in the enforcement of local, state and federal laws and regulations; issuing special use and encroachment permits; training staff in security and safety topics; wildland fire control; and working cooperatively with other public safety agencies on projects and incidents.

		F/Y 15-16 ACTUAL	F/Y 16-17 Preliminary	F/Y 17-18 Mid-Year Budget	F/Y 18-19 Budget
REVENUE					
5372	OR Special Use Permit	0	288	0	0
5373	OR Programs & Classes	96,921	126,582	122,266	128,852
5374	Open Space Photo Permits	3,350	1,700	2,550	1,800
5375	Park Rental Fees	1,600	3,667	4,650	6,750
5377	OR Junior Rangers	4,290	11,482	11,480	11,550
5383	Residence Rental	10,428	10,427	10,428	10,428
5384	Parking Fees	38,768	33,100	56,280	62,097
5385	Parking Permits	42,013	44,388	54,760	54,138
5386	EBRPD Open Space Grant	200,000	200,000	200,000	200,000
5387	Special Event(Run for Parks)	6,528	0	6,000	0
5388	SG Merchandise Sales	1,624	1,349	1,584	1,616
5390	Grants & Foundation Donations	0	240	2,000	1,500
5392	Environmental Education (school groups)	35,810	27,874	37,338	37,170
5395	Miscellaneous	0	7,471	500	500
5396	Sycamore Grove Park - Donations	2,321	3,434	3,000	3,000
TOTAL REVENUE		443,653	472,002	512,836	519,401
SALARIES & BENEFITS					
4120	Salaries - Full-Time				
	0.25 Parks & Facilities Manager				27,144
	0.81 Trails Coordinator				56,091
	2.00 Park Ranger				152,620
	1.00 Open Space Technician				69,394
	1.00 Chief Ranger				99,216
FTE	5.06 Total Salaries - Full-Time	360,151	390,542	360,426	404,465
4121	Salaries - Part-Time Benefited				
	0.95 Administrative Aide				56,974
	3.20 Park Ranger				227,603
FTE	4.15 Total Salaries - Part-Time Benefited	152,067	158,377	295,212	284,577
4122	Salaries - Part-Time				
	0.43 Naturalist				22,038
	1.75 Park Ranger				127,546
	0.15 Park Ranger Aide				6,582
	0.15 Recreation Coordinator				7,919
	0.44 Recreation Leader I				12,788
	0.68 Recreation Leader II				23,700
	0.23 Recreation Leader III				9,248
FTE	3.81 Total Salaries - Part-Time	182,842	229,885	140,157	209,819
4126	Retirement				
	Retirement - FT				110,929
	Retirement - PTB				7,409
	Total Retirement	99,304	97,337	88,103	118,338

		F/Y 15-16	F/Y 16-17	F/Y 17-18	F/Y 18-19
		ACTUAL	Preliminary	Mid-Year Budget	Budget
4128	Employee Group Insurance				
	FT Insurance				88,619
	PTB & ACA Insurance				44,289
	Total Employee Group Insurance	93,240	104,164	152,214	132,908
4130	Workers Compensation				
	FT Workers Comp Insurance				26,122
	PTB Workers Comp Insurance				15,542
	PT Workers Comp Insurance				12,184
	Total Workers Compensation	36,856	50,819	50,326	53,848
4200	Medicare / FICA Payroll Tax				
	FT Medicare Taxes				5,856
	PTB Medicare / FICA Taxes				21,773
	PT Medicare / FICA Taxes				16,051
	Total Medicare / FICA	30,541	35,012	38,532	43,680
TOTAL SALARIES & BENEFITS		955,001	1,066,136	1,124,970	1,247,635
SERVICES & SUPPLIES					
Agricultural Supplies					
4403	Native Plants/Wildflowers				750
	Soil/Mulch				250
	Wasp Control				100
	Total Agricultural Supplies	1,695	786	1,300	1,100
Uniforms/Safety Products					
4417	Safety Equipment				5,800
	Uniforms				1,400
	Fire Clothing				200
	Total Uniforms/Safety Products	7,122	7,138	6,350	7,400
Household Supplies					
4432	Janitorial Supplies				150
	Kitchen Supplies				150
	Water Filter				500
	Total Household Supplies	4,294	3,753	770	800
Food					
4440	Food for Programs, Meetings				8,000
	Total Food	5,162	7,858	7,000	8,000
Office Supplies					
4442	Office Supplies				1,200
	Computer Supplies				300
	Parking Machine Printer Paper				600
	Books, Subscriptions				100
	Class Supplies				400
	Total Office Supplies	1,608	3,201	2,450	2,600
Medical					
4444	First Aid Supplies				300
	Total Medical	383	161	600	300
Tools & Instruments					
4446	Trail/Fire Tools				300
	Barricades, Safety Cones				300
	Misc. Tools, Instruments				1,300
	LE Tools, Instruments				300
	Total Tools & Instruments	3,965	2,626	2,200	2,200
Non Capital Equipment					
4447	Equipment				8,040
	Total Non Capital Equipment	599	6,457	12,000	8,040

		F/Y 15-16 ACTUAL	F/Y 16-17 Preliminary	F/Y 17-18 Mid-Year Budget	F/Y 18-19 Budget
Maintenance - Structures & Grounds					
4450	General Maintenance				20,000
	Tree Service				5,000
	Fire Breaks				7,500
	Fence Repair				3,600
	Septic Service				2,700
	Burn Program				300
Total Maintenance - Structures & Grounds		33,477	27,626	41,300	39,100
Maintenance - Equipment					
4451	Misc. Repairs				300
	Bike Repair/Parts				300
	Parking Meter Maintenance				1,000
	Radio, Fire Pumper Repairs				300
Total Maintenance - Equipment		1,604	1,375	2,300	1,900
Utilities - Water/Sewer					
4452	Zone 7 Water				5,300
Total Utilities - Water/Sewer		7,562	5,696	8,030	5,300
Utilities - Gas/Electric/Other					
4453	Utilities				100
Total Utilities - Gas/Electric/Other		32	0	80	100
Communications					
4454	Emergency Communication System				9,500
	One-Time Radio Software Upgrade				9,000
	Parking Machine Cell Service				480
Total Communications		6,952	9,652	10,580	18,980
Memberships & Subscriptions					
4459	PRAC/COSTCO				220
Total Memberships & Subscriptions		165	165	220	220
Travel					
4460	Gas, Mileage & Tolls				6,000
Total Travel		2,711	5,503	3,190	6,000
Training/Conferences					
4461	Misc. Training				3,990
Total Training/Conferences		0	3,758	1,650	3,990
Program Services/Supplies					
4464	Program Supplies				1,200
	Camp Craft Supplies				1,200
	Jr. Ranger Program Supplies				500
	Critter Food and Supplies				500
	Display Materials				100
Total Program Services/Supplies		1,836	3,287	4,050	3,500
Professional Services					
4465	Officer Safety Training				4,200
	Calendar Printing				3,300
	Annual Parking Pass Printing				1,150
	Misc. Printing				2,000
	Trash Removal				4,200
	Credit Card Processing - Parking Meters				1,200
Total Professional Services		9,225	6,360	16,450	16,050
Licensing					
4466	Fingerprinting, Class B, EMT				0
Total Licensing		813	0	0	0
Field Trips/Events					
4467	Admissions				750
Total Field Trips/Events		480	670	800	750

	F/Y 15-16	F/Y 16-17	F/Y 17-18	F/Y 18-19
	ACTUAL	Preliminary	Mid-Year Budget	Budget
Rents & Leases - Equipment				
4476 Portable Restroom Rental				900
Miscellaneous Equipment				600
Copier Lease				3,900
Total Rents & Leases - Equipment	4,875	7,216	8,210	5,400
TOTAL SERVICES & SUPPLIES	94,560	103,288	129,530	131,730
TOTAL OPERATING EXPENSES	1,049,561	1,169,424	1,254,500	1,379,365
REVENUE less EXPENSES	(605,908)	(697,422)	(741,664)	(859,964)

District-wide marketing includes production of the LARPD Activity guides three times a year (Winter/Spring, Summer and Fall Guides), maintaining the District website, televising the Board meetings, designing fliers and banners, and promoting community event participation through District press releases and various social media platforms, marketing and branding.

		F/Y 15-16 ACTUAL	F/Y 16-17 Preliminary	F/Y 17-18 Mid-Year Budget	F/Y 18-19 Budget
REVENUE					
5404	Advertising Revenue	2,850	260	0	0
	TOTAL REVENUE	2,850	260	0	0
SALARIES & BENEFITS					
4120	Salaries - Full-Time				
	0.30 Marketing and Operations Supervisor				27,194
FTE	0.30 Total Salaries - Full-Time	41,082	39,001	25,511	27,194
4121	Salaries - Part-Time Benefited				
	1.30 Marketing and Operations Specialist				59,046
FTE	1.30 Total Salaries - Part-Time Benefited	41,524	41,703	69,938	59,046
4122	Salaries - Part-Time				
	0.10 Park Ranger Aide				4,547
FTE	0.10 Total Salaries - Part-Time	104	25	0	4,547
4126	Retirement				
	Retirement - FT				6,199
	Retirement - PTB				1,886
	Total Retirement	11,286	8,553	5,022	8,085
4128	Employee Group Insurance				
	FT Insurance				5,358
	PTB & ACA Insurance				16,036
	Total Employee Group Insurance	13,090	14,509	20,490	21,394
4130	Workers Compensation				
	FT Workers Comp Insurance				183
	PTB Workers Comp Insurance				2,182
	PT Workers Comp Insurance				168
	Total Workers Compensation	619	1,144	777	2,533
4200	Medicare / FICA Payroll Tax				
	FT Medicare Taxes				392
	PTB Medicare / FICA Taxes				4,512
	PT Medicare / FICA Taxes				348
	Total Medicare / FICA	3,685	3,704	5,721	5,252
	TOTAL SALARIES & BENEFITS	111,390	108,639	127,459	128,051
SERVICES & SUPPLIES					
Uniforms/Safety Products					
4417	Shirts				500
	Total Uniforms/Safety Products	0	0	0	500
Food					
4440	Special Events/Park Meetings				650
	Total Food	0	288	1,000	650
Office Supplies					
4442	Office Supplies				1,500
	Brochure Mailing				8,700
	Total Office Supplies	27	493	1,500	10,200

	F/Y 15-16	F/Y 16-17	F/Y 17-18	F/Y 18-19
	ACTUAL	Preliminary	Mid-Year Budget	Budget
Tools & Instruments				
4446				0
Total Tools & Instruments	1,140	0	0	0
Non Capital Equipment				
4447 Equipment				2,900
Total Non Capital Equipment	0	0	4,000	2,900
Memberships				
4459 LERN, CPRS				690
Total Memberships	0	30	690	690
Travel				
4460 Conference Travel				2,890
Total Travel	14	884	3,000	2,890
Training & Conferences				
4461 LERN Conference				1,110
Total Training & Conferences	0	1,887	1,000	1,110
Program Services/Supplies				
4464 Email Blasts (Constant Contact)				1,380
Photo Storage				120
Misc. Supplies				3,080
Total Program Services/Supplies	0	955	14,440	4,580
Professional Services				
4465 Brochure Design/Printing				97,000
Website Maintenance				4,800
Public TV				6,000
ASCAP				750
Marketing & Promotional Materials				23,000
Total Professional Services	152,594	135,370	128,750	131,550
TOTAL SERVICES & SUPPLIES	153,775	139,907	154,380	155,070
TOTAL OPERATING EXPENSES	265,165	248,546	281,839	283,121
REVENUE less EXPENSES	(262,315)	(248,286)	(281,839)	(283,121)

This Unit provides District-wide information technology support, from procurement to on-going maintenance. Staff provides basic (tier 1) support of communications, desktop, and infrastructure components, as well as staff training, procurement, and technical advice to District management regarding all technology-oriented projects. Independent contractors are engaged to manage the network infrastructure, provide complex (tier 2) support, and contribute to technology-oriented projects as needed.

		F/Y 15-16 ACTUAL	F/Y 16-17 Preliminary	F/Y 17-18 Mid-Year Budget	F/Y 18-19 Budget
REVENUE					
TOTAL REVENUE		0	0	0	0
SALARIES & BENEFITS					
4120	Salaries - Full-Time				
	0.10 Administrative Services Manager				12,792
FTE	0.10 Total Salaries - Full-Time	22,068	36,961	11,757	12,792
4121	Salaries - Part-Time Benefited				
	0.90 IT Technician				70,720
FTE	0.90 Total Salaries - Part-Time Benefited	49,793	57,528	68,410	70,720
4122	Salaries - Part-Time				
FTE	- Total Salaries - Part-Time	326	0	0	0
4126	Retirement				
	Retirement - FT				2,914
	Retirement - PTB				2,262
	Total Retirement	5,322	8,387	2,315	5,176
4128	Employee Group Insurance				
	FT Insurance				1,790
	PTB & ACA Insurance				4,725
	Total Employee Group Insurance	5,532	7,113	11,629	6,515
4130	Workers Compensation				
	FT Workers Comp Insurance				90
	PTB Workers Comp Insurance				480
	Total Workers Compensation	381	1,065	723	570
4200	Medicare / FICA Payroll Tax				
	FT Medicare Taxes				182
	PTB Medicare / FICA Taxes				5,408
	Total Medicare / FICA	4,076	4,943	6,140	5,590
TOTAL SALARIES & BENEFITS		87,498	115,997	100,974	101,363
SERVICES & SUPPLIES					
Office Supplies					
4442	Miscellaneous				0
Total Office Supplies		7,482	6,043	0	0
Non Capital Equipment					
4447	Various Equipment				6,900
Total Non Capital Equipment		0	987	10,950	6,900
Maintenance - Equipment					
4451	General Repairs				1,950
	Licensing & Support				4,400
Total Maintenance - Equipment		0	0	16,100	6,350

		F/Y 15-16	F/Y 16-17	F/Y 17-18	F/Y 18-19
		ACTUAL	Preliminary	Mid-Year Budget	Budget
Communications					
4454	Internet & Phones				105,970
	Public Wi-Fi at RLCC				1,800
Total Communications		14,159	100,984	80,580	107,770
Travel					
4460					0
Total Travel		35	167	400	0
Training & Conferences					
4461					360
Total Training & Conferences		0	0	360	360
Professional Services					
4465	Computer System IT Contract				114,000
	Intranet				10,000
Total Professional Services		220,562	149,871	118,600	124,000
TOTAL SERVICES & SUPPLIES		242,238	258,052	226,990	245,380
TOTAL OPERATING EXPENSES		329,736	374,049	327,964	346,743
REVENUE less EXPENSES		(329,736)	(374,049)	(327,964)	(346,743)

This unit includes staffing, equipment and supply costs associated with customer and business services to support District-wide programs with Recreation Software, copiers, postage, credit card processing, and other bulk mailing.

		F/Y 15-16 ACTUAL	F/Y 16-17 Preliminary	F/Y 17-18 Mid-Year Budget	F/Y 18-19 Budget
REVENUE					
TOTAL REVENUE		0	0	0	0
SALARIES & BENEFITS					
4120	Salaries - Full-Time				
	1.00 Department Manager				107,778
	0.60 Recreation Supervisor				56,706
FTE	1.60 Total Salaries - Full-Time		57,031	165,800	164,484
4121	Salaries - Part-Time Benefited				
	0.81 Admin Aide				50,795
	1.38 Senior Office Assistant				64,787
FTE	2.19 Total Salaries - Part-Time Benefited		81,877	119,577	115,582
4122	Salaries - Part-Time				
	1.82 Office Assistant				55,188
FTE	1.82 Total Salaries - Part-Time		51,744	80,505	55,188
4126	Retirement				
	Retirement - FT				48,818
	Retirement - PTB				3,689
	Total Retirement		14,155	32,276	52,507
4128	Employee Group Insurance				
	FT Insurance				23,735
	PTB & ACA Insurance				24,507
	Total Employee Group Insurance		24,800	59,131	48,242
4130	Workers Compensation				
	FT Workers Comp Insurance				6,078
	PTB Workers Comp Insurance				773
	PT Workers Comp Insurance				371
	Total Workers Compensation		2,877	5,935	7,222
4200	Medicare / FICA Payroll Tax				
	FT Medicare Taxes				2,382
	PTB Medicare / FICA Taxes				8,848
	PT Medicare / FICA Taxes				4,222
	Total Medicare / FICA		10,866	17,710	15,452
TOTAL SALARIES & BENEFITS		0	243,350	480,934	458,677
SERVICES & SUPPLIES					
Uniforms/Safety Products					
4417					200
Total Uniforms/Safety Products		0	155	200	200
Household Supplies					
4432					600
Total Household Supplies		0	252	240	600
Food					
4440					3,500
Total Food		0	1,319	1,650	3,500

	F/Y 15-16	F/Y 16-17	F/Y 17-18	F/Y 18-19
	ACTUAL	Preliminary	Mid-Year Budget	Budget
Office Supplies				
4442 Workroom Supplies, Postage				48,000
Total Office Supplies	0	49,336	48,050	48,000
Medical				
4444				300
Total Medical	0	0	0	300
Non Capital Equipment				
4447 Equipment				3,000
Total Non Capital Equipment	0	2,339	0	3,000
Memberships & Subscriptions				
4459 LERN, CPRS, MMANC				1,000
Total Memberships & Subscriptions	0	746	230	1,000
Travel				
4460 Mileage & Travel Accommodations				4,300
Total Travel	0	55	1,730	4,300
Training & Conferences				
4461 LERN Conference				2,400
Total Training & Conferences	0	54	1,950	2,400
Program Services/Supplies				
4464 Active Registration Fees/Credit Card Processing				102,000
Misc. Services/Supplies				7,000
Total Program Services/Supplies	0	114,898	117,600	109,000
Professional Services				
4465				200
Total Professional Services	0	596	0	200
Rents & Leases - Equipment				
4476 Copier & Postage Machine Leases				44,000
Total Rents & Leases - Equipment	0	43,075	44,400	44,000
TOTAL SERVICES & SUPPLIES	0	212,825	216,050	216,500
TOTAL OPERATING EXPENSES	0	456,175	696,984	675,177
REVENUE less EXPENSES	0	(456,175)	(696,984)	(675,177)

Facility use includes the scheduling and rental of all indoor facilities: Robert Livermore Community Center, Recreation Building and Gymnasium, R.E. Merritt building, Veterans Hall, the Barn, Carnegie Building, Ravenswood Historic Site and Bothwell Arts Center. This unit also manages the scheduling and rental of group picnic areas and use of the Equestrian Center (the stadium, one covered arena and two open arenas, fencing, pole barn and parking).

		F/Y 15-16	F/Y 16-17	F/Y 17-18	F/Y 18-19
		ACTUAL	Preliminary	Mid-Year Budget	Budget
REVENUE					
5457	Veterans Hall	50,567	45,116	42,000	50,000
5458	The Barn	54,222	46,750	24,000	36,000
5459	Carnegie	10,664	9,137	6,000	8,000
5461	LVPAC Bothwell Leases	12,864	13,754	12,864	15,000
5462	RE Merritt	30,000	30,000	30,000	30,000
5463	Ravenswood Rental	104,430	133,942	110,000	110,000
5466	RLCC - Room Rentals	351,228	387,129	362,000	362,000
5467	Insurance	34,391	41,763	31,000	36,600
5468	Cleaning Fee	13,660	24,250	17,000	22,600
5469	Party Rentals	50,418	27,142	0	0
5471	Equestrian Arenas	10,000	12,190	8,500	14,000
5472	Arena Day Use	3,184	2,323	2,200	2,220
5473	Equipment & Amenity Rentals	4,800	15,192	40,400	46,000
5474	Security Guards	39,768	56,367	42,000	57,000
5475	Damage & Compliance Fees	130	(406)	0	0
5476	LLNL Contract	3,600	3,600	3,600	3,600
5477	Other Permit Fees	12,777	15,710	9,700	15,000
5481	Picnic Area Rental & Fees	10,120	7,050	6,100	2,800
TOTAL REVENUE		796,823	871,009	747,364	810,820
SALARIES & BENEFITS					
4120	Salaries - Full-Time				
	0.35 Marketing and Operations Supervisor				31,590
	0.50 Facilities & Operations Coordinator				30,186
	1.00 Events & Marketing Coordinator				66,378
FTE	1.85 Total Salaries - Full-Time	85,712	116,753	92,266	128,154
4121	Salaries - Part-Time Benefited				
	0.48 Marketing & Communications Specialist				21,476
	0.63 Senior Office Assistant				32,260
	0.81 Senior Facility Attendant				30,786
FTE	1.91 Total Salaries - Part-Time Benefited	17,940	55,363	110,496	84,522
4122	Salaries - Part-Time				
	0.19 Facility Attendant				5,232
	1.80 Senior Facility Attendant				66,607
FTE	1.99 Total Salaries - Part-Time	28,573	25,436	109,126	71,839
4126	Retirement				
	Retirement - FT				29,212
	Retirement - PTB				2,696
	Total Retirement	23,546	22,916	18,165	31,908
4128	Employee Group Insurance				
	FT Insurance				28,204
	PTB & ACA Insurance				40,251
	Total Employee Group Insurance	17,696	16,231	58,347	68,455
4130	Workers Compensation				
	FT Workers Comp Insurance				6,864
	PTB Workers Comp Insurance				5,297
	PT Workers Comp Insurance				10,006
	Total Workers Compensation	8,152	4,869	4,065	22,167

		F/Y 15-16	F/Y 16-17	F/Y 17-18	F/Y 18-19
		ACTUAL	Preliminary	Mid-Year Budget	Budget
4200	Medicare / FICA Payroll Tax				
	FT Medicare Taxes				1,860
	PTB Medicare / FICA Taxes				6,452
	PT Medicare / FICA Taxes				5,496
	Total Medicare / FICA	4,551	7,847	18,138	13,808
TOTAL SALARIES & BENEFITS		186,170	249,415	410,603	420,853
SERVICES & SUPPLIES					
Uniforms					
4417					1,000
Total Uniforms		0	0	1,000	1,000
Household Supplies					
4432	Trash Disposal				0
Total Household Supplies		188	0	0	0
Food					
4440	Food				500
Total Food		0	267	500	500
Office Supplies					
4442	Office Supplies				1,500
Total Office Supplies		320	3,367	3,000	1,500
Small Tools & Instruments					
4446					250
Total Small Tools & Instruments		0	0	2,000	250
Non Capital Equipment					
4447	Equipment				11,950
Total Non Capital Equipment		14,765	26,703	20,000	11,950
Maintenance - Structures & Grounds					
4450					0
Total Maintenance - Structures & Grounds		57	482	750	0
Maintenance - Equipment					
4451					200
Total Maintenance - Equipment		778	0	0	200
Memberships					
4459	CPRS				200
Total Memberships		0	0	475	200
Travel					
4460	Mileage & Conference Travel				1,000
Total Travel		200	830	3,000	1,000
Training & Conferences					
4461	Conference Expense				3,000
Total Training & Conferences		0	40	945	3,000
Program Services/Supplies					
4464	Event Supplies				500
Total Program Services/Supplies		128	1,679	1,500	500
Professional Services					
4465	Security Guards				51,000
	Event Cleaning				66,000
	Facility Rental Brochure				15,000
Total Professional Services		16,699	54,442	48,000	132,000
Insurance					
4470	Insurance				22,000
Total Insurance		4,398	26,952	22,000	22,000

	F/Y 15-16	F/Y 16-17	F/Y 17-18	F/Y 18-19
	ACTUAL	Preliminary	Mid-Year Budget	Budget
Rents & Leases - Equipment				0
4476 Rug & Mop Service				0
Total Rents & Leases - Equipment	1,696	339	0	0
TOTAL SERVICES & SUPPLIES	39,229	115,101	103,170	174,100
TOTAL OPERATING EXPENSES	225,399	364,516	513,773	594,953
REVENUE less EXPENSES	571,424	506,493	233,591	215,867

This unit provides youth-related, non-aquatic, sports programming including a wide variety of fitness classes, programs, Sports Camps, and Junior Giants Program.

		F/Y 15-16	F/Y 16-17	F/Y 17-18	F/Y 18-19
		ACTUAL	Preliminary	Mid-Year Budget	Budget
REVENUE					
5480	Health & Fitness	0	0	7,000	0
5485	Football	3,313	966	0	0
5486	Skyhawks	(1,127)	73	0	0
5487	Kidz Love Soccer	31,501	37,007	38,000	38,057
5494	Miscellaneous Classes	2,070	2,617	2,000	5,000
5500	Baseball/Softball Camps	62	0	0	0
5501	Just For Kicks (Soccer)	3,920	0	0	0
5481	Summer Sports Camp	52,559	71,328	70,000	72,291
5482	Volleyball	6,197	17,622	10,500	6,426
5490	Tennis	0	12,717	15,000	16,669
5502	LARPD Classes	47,490	37,989	45,650	50,000
TOTAL REVENUE		145,985	180,319	188,150	188,443
SALARIES & BENEFITS					
4120	Salaries - Full-Time				
	0.30 Recreation Supervisor				25,792
FTE	0.30 Total Salaries - Full-Time	14,503	26,549	26,698	25,792
4121	Salaries - Part-Time Benefited				
	0.93 Recreation Coordinator				45,590
FTE	0.93 Total Salaries - Part-Time Benefited	343	37,276	42,001	45,590
4122	Salaries - Part-Time				
	0.40 Recreation Leader I				11,669
	1.46 Recreation Leader II				42,134
FTE	2.68 Total Salaries - Part-Time	11,185	46,873	63,109	53,803
4126	Retirement				
	Retirement - FT				5,878
	Retirement - PTB				1,460
	Total Retirement	3,979	5,206	5,256	7,338
4128	Employee Group Insurance				
	FT Insurance				5,358
	PTB & ACA Insurance				10,689
	Total Employee Group Insurance	3,341	8,314	14,173	16,047
4130	Workers Compensation				
	FT Workers Comp Insurance				950
	PTB Workers Comp Insurance				1,686
	PT Workers Comp Insurance				1,987
	Total Workers Compensation	644	3,576	4,935	4,623
4200	Medicare / FICA Payroll Tax				
	FT Medicare Taxes				376
	PTB Medicare / FICA Taxes				3,486
	PT Medicare / FICA Taxes				4,116
	Total Medicare / FICA	1,068	6,657	8,428	7,978
TOTAL SALARIES & BENEFITS		35,063	134,451	164,600	161,172
SERVICES & SUPPLIES					
Uniforms/Safety Products					
4417	Camp & Staff Shirts				1,000
Total Uniforms/Safety Products		0	0	1,000	1,000

		F/Y 15-16	F/Y 16-17	F/Y 17-18	F/Y 18-19
		ACTUAL	Preliminary	Mid-Year Budget	Budget
Food					
4440	Program Supplies				1,000
Total Food		71	259	1,000	1,000
Office Supplies					
4442	Office Supplies				200
Total Office Supplies		263	32	200	200
Tools & Instruments					
4446					200
Total Tools & Instruments		0	0	0	200
Memberships & Subscriptions					
4459	SANCRA, CPRS				500
Total Memberships & Subscriptions		25	389	500	500
Travel					
4460	Mileage				200
Total Travel		85	77	200	200
Training & Conferences					
4461	CPRS Conference				500
Total Training & Conferences		0	0	0	500
Publications & Legal Notices					
4462					0
Total Publications & Legal Notices		150	0	0	0
Program Services/Supplies					
4464	Camp Supplies				5,500
Total Program Services/Supplies		3,920	4,272	5,000	5,500
Professional Services					
4465					0
Total Professional Services		0	0	0	0
Licensing					
4466					0
Total Licensing		52	0	0	0
Field Trips/Events					
4467	Transportation & Admissions				4,200
Total Field Trips/Events		2,758	2,491	4,000	4,200
Instructors & Sports Officials					
4468	Instructors				40,500
Total Instructors & Sports Officials		18,454	36,244	38,000	40,500
TOTAL SERVICES & SUPPLIES		25,778	43,764	49,900	53,800
TOTAL OPERATING EXPENSES		60,841	178,215	214,500	214,972
REVENUE less EXPENSES		85,144	2,104	(26,350)	(26,529)

This unit involves the scheduling and rental of all outdoor sport fields and the gymnasium, and provides liaison and coordination services to various community groups and clubs who utilize these facilities. This unit includes operation of the concessions stands associated with field use and rentals.

		F/Y 15-16	F/Y 16-17	F/Y 17-18	F/Y 18-19
		ACTUAL	Preliminary	Mid-Year Budget	Budget
REVENUE					
5625	Field Rentals	103,717	152,813	141,341	130,400
5629	Equipment Rentals & Miscellaneous	4,244	7,276	5,500	5,550
5631	Synthetic Field Rentals	81,106	94,259	100,000	170,500
5634	Storage Shed Rental	0	6,350	9,900	10,250
5635	Field Lighting	0	46,669	52,920	52,803
5638	Field Rental	24,681	(54)	0	0
5640	Snack Shack	15,455	16,247	18,000	18,000
5643	Gym Rental - (Sports)	45,384	51,915	68,250	68,100
TOTAL REVENUE		274,587	375,475	395,911	455,603
SALARIES & BENEFITS					
4120	Salaries - Full-Time				
	0.65 Recreation Supervisor				61,438
FTE	0.65 Total Salaries - Full-Time	57,362	52,892	55,243	61,438
4121	Salaries - Part-Time Benefited				
	0.93 Recreation Coordinator				47,489
FTE	0.93 Total Salaries - Part-Time Benefited	25,251	45,612	77,728	47,489
4122	Salaries - Part-Time				
	2.63 Recreation Leader II				92,165
	0.88 Recreation Leader III				35,963
FTE	3.50 Total Salaries - Part-Time	64,182	56,941	78,686	128,128
4126	Retirement				
	Retirement - FT				14,012
	Retirement - PTB				3,633
	Total Retirement	15,744	10,628	10,876	17,645
4128	Employee Group Insurance				
	FT Insurance				5,021
	PTB & ACA Insurance				16,645
	Total Employee Group Insurance	15,440	8,137	37,540	21,666
4130	Workers Compensation				
	FT Workers Comp Insurance				2,274
	PTB Workers Comp Insurance				1,755
	PT Workers Comp Insurance				4,733
	Total Workers Compensation	3,585	4,994	7,925	8,762
4200	Medicare / FICA Payroll Tax				
	FT Medicare Taxes				896
	PTB Medicare / FICA Taxes				3,633
	PT Medicare / FICA Taxes				9,802
	Total Medicare / FICA	7,510	8,822	12,767	14,331
TOTAL SALARIES & BENEFITS		189,074	188,026	280,765	299,459
SERVICES & SUPPLIES					
Agricultural Supplies					
4403	Field materials				13,000
Total Agricultural Supplies		2,441	2,796	13,000	13,000

	F/Y 15-16	F/Y 16-17	F/Y 17-18	F/Y 18-19
	ACTUAL	Preliminary	Mid-Year Budget	Budget
Uniforms/Safety Products				
4417				1,000
Total Uniforms/Safety Products	496	19	1,000	1,000
Household Supplies				
4432 Misc. Supplies				1,000
Total Household Supplies	0	529	1,000	1,000
Food				
4440				7,000
Total Food	220	4,199	7,000	7,000
Office Supplies				
4442				500
Total Office Supplies	287	494	500	500
Medical				
4444				0
Total Medical	0	104	0	0
Tools & Instruments				
4446				1,000
Total Tools & Instruments	691	456	1,000	1,000
Non Capital Equipment				
4447				0
Total Non Capital Equipment	1,600	6,604	0	0
Maintenance - Structures & Grounds				
4450 General Maintenance				4,000
Total Maintenance - Structures & Grounds	615	6,224	4,000	4,000
Maintenance - Equipment				
4451 Chain Link Repair				2,000
Soccer & Tennis Net Replacements				3,400
Pitching Mound, Bases				3,500
Misc. Maintenance				1,450
Total Maintenance - Equipment	0	6,311	7,600	10,350
Communications				
4454 Rec. Building TV Service				750
Total Communications	0	0	750	750
Memberships & Subscriptions				
4459 CPRS, STMS, LERN, SANCRA				1,000
Total Memberships & Subscriptions	225	578	1,000	1,000
Travel				
4460 Mileage				200
Total Travel	180	85	200	200
Training & Conferences				
4461 CPRS Conference				500
Total Training & Conferences	0	0	0	500
Program Services/Supplies				
4464 Misc. Supplies				0
Total Program Services/Supplies	58	321	0	0
Professional Services				
4465 Soccer Field Painting				12,000
Total Professional Services	12,354	14,516	15,000	12,000
Licensing				
4466				0
Total Licensing	670	50	0	0
Insurance				
4470				0
Total Insurance	1,974	100	0	0

	F/Y 15-16	F/Y 16-17	F/Y 17-18	F/Y 18-19
	ACTUAL	Preliminary	Mid-Year Budget	Budget
Rents & Leases - Equipment				
4476 Portable Toilets				10,000
Total Rents & Leases - Equipment	8,880	8,441	10,000	10,000
TOTAL SERVICES & SUPPLIES	30,691	51,827	62,050	62,300
TOTAL OPERATING EXPENSES	219,765	239,853	342,815	361,759
REVENUE less EXPENSES	54,822	135,622	53,096	93,844

The Believes program is a collaborative program with the Livermore Valley Joint Unified School District. It is a free after-school academic and enrichment program which meets every afternoon when school is in session. Its funding comes through the California Department of Education ASES grant. The program is offered at Marylin Elementary and Junction K-8 schools.

		F/Y 15-16 ACTUAL	F/Y 16-17 Preliminary	F/Y 17-18 Mid-Year Budget	F/Y 18-19 Budget
REVENUE					
5532	After school Grant	151,438	146,290	149,505	149,500
TOTAL REVENUE		151,438	146,290	149,505	149,500
SALARIES & BENEFITS					
4120	Salaries - Full-Time				
	0.05 Youth Services Supervisor				4,524
FTE	0.05 Total Salaries - Full-Time	7,486	7,759	4,672	4,524
4122	Salaries - Part-Time				
	3.03 Teacher I				101,682
	0.82 Teacher II				30,787
FTE	3.85 Total Salaries - Part-Time	127,189	124,966	135,006	132,469
4126	Retirement				
	Retirement - FT				1,340
	Total Retirement	2,061	1,975	1,231	1,340
4128	Employee Group Insurance				
	FT Insurance				889
	Total Employee Group Insurance	1,319	1,678	0	889
4130	Workers Compensation				
	FT Workers Comp Insurance				168
	PT Workers Comp Insurance				4,893
	Total Workers Compensation	3,471	4,473	5,230	5,061
4200	Medicare / FICA Payroll Tax				
	FT Medicare Taxes				66
	PT Medicare / FICA Taxes				10,134
	Total Medicare / FICA	9,724	9,669	10,396	10,200
TOTAL SALARIES & BENEFITS		151,250	150,520	156,535	154,483
SERVICES & SUPPLIES					
Licensing					
4466	Fingerprinting				
Total Licensing		282	0	0	0
TOTAL SERVICES & SUPPLIES		282	0	0	0
TOTAL OPERATING EXPENSES		151,532	150,520	156,535	154,483
REVENUE less EXPENSES		(94)	(4,230)	(7,030)	(4,983)

The Middle School Program (aka PAL) is a structured before-school and after-school program for middle school youth, funded by the California Department of Education ASES grant and parent fees. PAL is located on campus at all four middle schools and is open year-round. Activities are led by staff and include homework assistance, games, environmental education, sports, trips and arts and crafts

		F/Y 15-16	F/Y 16-17	F/Y 17-18	F/Y 18-19
		ACTUAL	Preliminary	Mid-Year Budget	Budget
REVENUE					
5533	Parent Fees	338,333	317,149	364,956	379,665
5536	Registration Fees	3,400	7,208	2,600	2,200
5540	Community Support Program	24,123	26,170	17,545	23,520
5543	After school Grant	198,536	201,363	203,151	171,737
5550	Child Care Links	24,897	0	0	0
5555	Miscellaneous	595	208	0	0
5559	Donations/Grants	0	0	0	0
TOTAL REVENUE		589,884	552,098	588,252	577,122
SALARIES & BENEFITS					
4120	Salaries - Full-Time				
-	Youth Services Supervisor				0
FTE	Total Salaries - Full-Time	31,912	33,034	0	0
4121	Salaries - Part-Time Benefited				
2.63	Recreation Coordinator				158,588
FTE	Total Salaries - Part-Time Benefited	156,634	168,689	155,946	158,588
4122	Salaries - Part-Time				
5.45	Program Leader				146,325
3.00	Senior Program Leader				120,650
FTE	Total Salaries - Part-Time	248,686	217,694	225,713	266,976
4126	Retirement				
	Retirement - PTB DC				3,311
	Total Retirement	8,791	8,407	0	3,311
4128	Employee Group Insurance				
	PTB & ACA Insurance				31,136
	Total Employee Group Insurance	31,682	37,567	27,193	31,136
4130	Workers Compensation				
	PTB Workers Comp Insurance				5,857
	PT Workers Comp Insurance				9,862
	Total Workers Compensation	10,954	14,108	14,132	15,719
4200	Medicare / FICA Payroll Tax				
	PTB Medicare / FICA Taxes				12,128
	PT Medicare / FICA Taxes				20,424
	Total Medicare / FICA	31,252	29,642	28,873	32,552
TOTAL SALARIES & BENEFITS		519,911	509,141	451,857	508,281
SERVICES & SUPPLIES					
Uniforms/Safety Products					
4417	Staff T-Shirts				1,000
Total Uniforms/Safety Products		352	723	1,500	1,000
Household Supplies					
4432	Cleaning Supplies/Paper Products				3,780
Total Household Supplies		3,057	2,440	3,792	3,780

		F/Y 15-16 ACTUAL	F/Y 16-17 Preliminary	F/Y 17-18 Mid-Year Budget	F/Y 18-19 Budget
Food					
4440	Food & Snacks				13,200
Total Food		13,211	12,691	13,200	13,200
Office Supplies					
4442	Office Supplies				500
Total Office Supplies		323	1,132	1,000	500
Medical					
4444	First Aid Class/Supplies				0
Total Medical		26	49	0	0
Small Tools & Instruments					
4446					0
Total Small Tools & Instruments		0	35	0	0
Non Capital Equipment					
4447					0
Total Non Capital Equipment		0	343	0	0
Communications					
4454					0
Total Communications		1,023	0	0	0
Memberships & Subscriptions					
4459					0
Total Memberships & Subscriptions		165	0	0	0
Program Services/Supplies					
4464	Program Supplies				10,200
Total Program Services/Supplies		7,539	9,438	10,200	10,200
Licensing					
4466	Fingerprinting				0
Total Licensing		732	0	0	0
Field Trips/Events					
4467	Field Trip Expenses				11,500
Total Field Trips/Events		9,308	6,250	12,498	11,500
Insurance					
4470	Liability - General/Auto				12,972
Total Insurance		9,920	11,280	0	12,972
Rents & Leases - Equipment					
4476					0
Total Rents & Leases - Equipment		315	0	0	0
TOTAL SERVICES & SUPPLIES		45,971	44,381	42,190	53,152
TOTAL OPERATING EXPENSES		565,882	553,522	494,047	561,433
REVENUE less EXPENSES		24,002	(1,424)	94,205	15,689

This unit provides the logistical support and custodial duties for the daily operations of Robert Livermore Community Center, outlying rental facilities, and park restrooms. Outlying rental facilities include Ravenswood Historic Site, The Barn and Veterans Hall. This unit provides daily setup and takedown for classes, programs, activities and facility rentals.

		F/Y 15-16	F/Y 16-17	F/Y 17-18	F/Y 18-19
		ACTUAL	Preliminary	Mid-Year Budget	Budget
REVENUE					
TOTAL REVENUE		0	0	0	0
SALARIES & BENEFITS					
4120	Salaries - Full-Time				
	0.35 Marketing and Operations Supervisor				31,590
	0.50 Facility and Operations Coordinator				32,321
FTE	0.85 Total Salaries - Full-Time	282,978	157,710	87,730	63,911
4121	Salaries - Part-Time Benefited				
	4.98 Senior Facility Attendant				189,353
FTE	4.98 Total Salaries - Part-Time Benefited	70,776	33,774	68,891	189,353
4122	Salaries - Part-Time				
	1.91 Facility Attendant				55,254
	1.34 Senior Facility Attendant				52,969
FTE	3.25 Total Salaries - Part-Time	202,481	270,758	166,611	108,224
4126	Retirement				
	Retirement - FT				14,573
	Retirement - PTB				1,705
	Total Retirement	75,593	29,648	17,272	16,278
4128	Employee Group Insurance				
	FT Insurance				12,763
	PTB & ACA Insurance				60,243
	Total Employee Group Insurance	76,159	53,284	44,640	73,006
4130	Workers Compensation				
	FT Workers Comp Insurance				4,710
	PTB Workers Comp Insurance				26,368
	PT Workers Comp Insurance				15,074
	Total Workers Compensation	43,000	55,220	37,781	46,152
4200	Medicare / FICA Payroll Tax				
	FT Medicare Taxes				923
	PTB Medicare / FICA Taxes				14,478
	PT Medicare / FICA Taxes				8,279
	Total Medicare / FICA	24,745	25,475	19,288	23,680
TOTAL SALARIES & BENEFITS		775,732	625,869	442,213	520,604
SERVICES & SUPPLIES					
Uniforms/Safety Products					
4417	Staff Uniforms				2,000
Total Uniforms/Safety Products		3,110	3,695	2,000	2,000
Household Supplies					
4432	Janitorial Supplies				49,200
Total Household Supplies		28,949	67,133	49,200	49,200
Food					
4440	Food for Staff Trainings				500
Total Food		1,856	292	500	500

	F/Y 15-16 ACTUAL	F/Y 16-17 Preliminary	F/Y 17-18 Mid-Year Budget	F/Y 18-19 Budget
Office Supplies				
4442 Office Supplies				700
Total Office Supplies	11,368	369	750	700
Medical				
4444 First Aid Kits				0
Total Medical	626	225	0	0
Tools & Instruments				
4446 Misc. Tools				1,000
Total Tools & Instruments	2,981	23	1,000	1,000
Non Capital Equipment				
4447 Replacement Items				5,000
Total Non Capital Equipment	11,437	25,805	6,500	5,000
Maintenance - Structures & Grounds				
4450				0
Total Maintenance - Structures & Grounds	87,194	0	750	0
Maintenance - Equipment				
4451				600
Total Maintenance - Equipment	6,391	106	750	600
Utilities - Water/Sewer				
4452				0
Total Utilities - Water/Sewer	21,616	0	0	0
Utilities - Gas/Electric/Other				
4453				0
Total Utilities - Gas/Electric/Other	250,224	0	0	0
Communications				
4454				0
Total Communications	333	0	0	0
Memberships & Subscriptions				
4459 CPRS, LERN				200
Total Memberships & Subscriptions	800	348	0	200
Travel				
4460 Mileage				1,000
Total Travel	2,605	125	3,000	1,000
Training & Conferences				
4461 CPRS Conference				3,000
Total Training & Conferences	0	376	2,500	3,000
Program Services/Supplies				
4464 EOC Supplies				15,000
TV Service for Comm. Building				780
Total Program Services/Supplies	24,023	1,717	1,750	15,780
Professional Services				
4465 Facility Cleaning				68,400
Total Professional Services	39,762	25,647	68,795	68,400
Licensing				
4466 Fingerprinting				0
Total Licensing	1,112	0	0	0
Insurance				
4470 Rental Insurance				0
Total Insurance	7,004	0	0	0
Rents & Leases - Equipment				
4476				0
Total Rents & Leases - Equipment	3,982	0	0	0
TOTAL SERVICES & SUPPLIES	505,373	125,861	137,495	147,380
TOTAL OPERATING EXPENSES	1,281,105	751,730	579,708	667,984
REVENUE less EXPENSES	(1,281,105)	(751,730)	(579,708)	(667,984)

This unit includes all aquatic activities at the Robert Livermore Aquatic Center and May Nissen Swim Center. Activities include American Red Cross swim lessons, swim camps, summer swim team, lap swimming, USA Water Polo Teams, water exercise classes, recreational swimming, pool parties, and special events.

		F/Y 15-16 ACTUAL	F/Y 16-17 Preliminary	F/Y 17-18 Mid-Year Budget	F/Y 18-19 Budget
REVENUE					
5121	MN Lessons & Classes	57,389	61,707	56,513	57,675
5125	MN Admissions & Passes	4,563	5,274	4,600	4,995
5129	MN Pool Rental/Parties	2,680	3,430	400	1,750
5133	MN Miscellaneous	0	0	0	0
5580	RLCC Aquatics Lessons & Classes	138,903	155,740	37,304	80,300
5581	RLCC Aquatics Admissions & Passes	255,757	265,541	285,550	258,974
5582	RLCC Pool Rentals & Events	30,653	62,734	65,142	61,550
5583	RLCC Miscellaneous	83	8,097	0	0
5584	Merchandise Sales	0	0	0	1,000
5587	Competitive Programs	0	24,987	123,644	79,592
TOTAL REVENUE		490,028	587,510	573,153	545,836

SALARIES & BENEFITS

4120	Salaries - Full-Time				
	1.00 Aquatics Coordinator				68,111
	1.00 Aquatics Supervisor				99,216
	0.42 Sr Facilities Maint Tech				31,361
	1.00 Pool Maint Specialist				76,570
FTE	3.42 Total Salaries - Full-Time	195,364	215,446	254,602	275,258
4121	Salaries - Part-Time Benefited				
	0.84 Aquatics Instructor				51,519
	0.68 Recreation Coordinator				32,161
FTE	1.52 Total Salaries - Part-Time Benefited	129,137	119,863	74,012	83,680
4122	Salaries - Part-Time				
	0.82 Aquatics Coach				42,576
	0.33 Aquatics Instructor				17,239
	2.01 Aquatics Lead				69,449
	7.65 Lifeguard				230,689
	1.18 Office Assistant				36,298
	0.39 Recreation Leader I				10,155
	1.71 Swim Instructor				51,014
FTE	14.10 Total Salaries - Part-Time	362,314	451,265	428,209	457,418
4126	Retirement				
	Retirement - FT				68,026
	Retirement - PTB				2,673
	Total Retirement	58,252	47,222	54,882	70,699
4128	Employee Group Insurance				
	FT Insurance				63,345
	PTB & ACA Insurance				22,680
	Total Employee Group Insurance	62,655	65,955	85,987	86,025
4130	Workers Compensation				
	FT Workers Comp Insurance				21,213
	PTB Workers Comp Insurance				3,088
	PT Workers Comp Insurance				39,409
	Total Workers Compensation	23,540	37,180	39,474	63,710

		F/Y 15-16 ACTUAL	F/Y 16-17 Preliminary	F/Y 17-18 Mid-Year Budget	F/Y 18-19 Budget
4200	Medicare / FICA Payroll Tax				
	FT Medicare Taxes				3,988
	PTB Medicare / FICA Taxes				6,404
	PT Medicare / FICA Taxes				34,992
	Total Medicare / FICA	40,228	46,707	42,112	45,384
TOTAL SALARIES & BENEFITS		871,490	983,638	979,278	1,082,175
SERVICES & SUPPLIES					
Uniforms/Safety Products					
4417	Uniforms & Cold Weather Gear				4,200
Total Uniforms/Safety Products		3,870	3,212	5,300	4,200
Household Supplies					
4432	Janitorial Supplies				400
Total Household Supplies		62,857	43,234	600	400
Food					
4440	Food for Trainings				1,700
Total Food		454	2,626	2,850	1,700
Office Supplies					
4442	Aquatics Miscellaneous Supplies				900
	Wristbands				1,500
	Computer printer cartridges				1,400
Total Office Supplies		2,133	3,999	3,350	3,800
Medical					
4444	First Aid Supplies				600
	Oxygen				200
	AED Supplies				300
Total Medical		6,146	1,734	1,350	1,100
Tools & Instruments					
4446	Misc. Equipment				2,000
Total Tools & Instruments		1,572	1,466	2,000	2,000
Non Capital Equipment					
4447	Picnic Tables, Deck Chairs, E-Z Ups				8,500
	Water Polo Equipment				1,100
Total Non Capital Equipment		1,248	16,509	14,900	9,600
Maintenance - Structures & Grounds					
4450	Pool Chemicals				56,900
	Painting Supplies				1,000
	Lane Line Cables				500
	Pool Maintenance				7,000
Total Maintenance - Structures & Grounds		4,803	45,259	81,400	65,400
Maintenance - Equipment					
4451	Maintain Pool Equipment				12,000
	EZ-UP Replacements				2,000
Total Maintenance - Equipment		26,281	38,887	27,000	14,000
Utilities - Gas/Electric/Other					
4453	RLCC Utilities				0
Total Utilities - Gas/Electric/Other		16,206	14,452	0	0
Communications					
4454	Cell Phone Stipend				900
	May Nissen Internet				2,050
Total Communications		50	550	600	2,950

		F/Y 15-16 ACTUAL	F/Y 16-17 Preliminary	F/Y 17-18 Mid-Year Budget	F/Y 18-19 Budget
Memberships & Subscriptions					
4459	CPRS Membership				290
	NRPA Membership				165
	AAOP Membership				70
	USA Water Polo Memberships				525
	BAPPOA Membership				50
	Team Unify				400
	Surveymonkey				300
	Team Snap				1,000
Total Memberships & Subscriptions		1,237	2,046	2,200	2,800
Travel					
4460	Mileage & Travel				1,850
Total Travel		650	3,682	1,700	1,850
Training & Conferences					
4461	CAMS				1,200
Total Training & Conferences		0	1,158	1,735	1,200
Program Services/Supplies					
4464	Books (Lifeguard Training/WSI)				5,375
	Teaching Aids				500
	Water Exercise Equipment				500
	Tournament Fees (Water Polo)				6,000
	Water Polo Team Supplies				500
	Staff Supplies				400
	Special Events				1,100
	Swim Team Supplies				1,500
	Banners				1,000
Total Program Services/Supplies		4,288	25,897	21,675	16,875
Professional Services					
4465	Staff Certifications				3,600
	QSI Safety Inspection of Waterslide				1,200
	Staff Auditing				1,700
Total Professional Services		20,734	7,442	6,600	6,500
Licensing					
4466	Fingerprinting				0
Total Licensing		1,191	0	0	0
Instructors & Sports Officials					
4468	Water Polo Officials				2,200
Total Instructors & Sports Officials		0	1,138	4,500	2,200
TOTAL SERVICES & SUPPLIES		153,720	213,291	177,760	136,575
TOTAL OPERATING EXPENSES		1,025,210	1,196,929	1,157,038	1,218,750
REVENUE less EXPENSES		(535,182)	(609,419)	(583,885)	(672,914)

This unit manages the Café and vending contract services at the Recreation Center.

		F/Y 15-16	F/Y 16-17	F/Y 17-18	F/Y 18-19
		ACTUAL	Preliminary	Mid-Year Budget	Budget
REVENUE					
5784	RLCC Café	60,420	61,089	66,500	65,400
5785	Café Contract	0	0	0	0
5786	Vending contract	340	532	500	500
TOTAL REVENUE		60,760	61,621	67,000	65,900

SALARIES & BENEFITS

4120	Salaries - Full-Time				
	0.05 Recreation Supervisor				4,732
FTE	0.05 Total Salaries - Full-Time	14,559	8,613	4,450	4,732
4121	Salaries - Part-Time Benefited				
FTE	- Total Salaries - Part-Time Benefited	11,508	0	0	0
4122	Salaries - Part-Time				
	0.18 Recreation Coordinator				8,046
	0.45 Recreation Leader I				12,969
	0.24 Recreation Leader II				8,372
FTE	0.87 Total Salaries - Part-Time	86,033	27,912	31,347	29,387
4126	Retirement				
	Retirement - FT				1,404
	Total Retirement	3,990	2,184	876	1,404
4128	Employee Group Insurance				
	FT Insurance				889
	Total Employee Group Insurance	8,137	2,086	0	889
4130	Workers Compensation				
	FT Workers Comp Insurance				170
	PT Workers Comp Insurance				1,086
	Total Workers Compensation	2,736	1,621	1,543	1,256
4200	Medicare / FICA Payroll Tax				
	FT Medicare Taxes				66
	PT Medicare / FICA Taxes				2,248
	Total Medicare / FICA	6,695	2,250	2,463	2,314
TOTAL SALARIES & BENEFITS		133,658	44,666	40,679	39,982

SERVICES & SUPPLIES

Uniforms/Safety Products					
4417	Staff Shirts				400
Total Uniforms/Safety Products		0	0	500	400
Household Supplies					
4432					0
Total Household Supplies		220	0	1,000	0
Food					
4440	Café				24,000
Total Food		28,443	25,708	22,975	24,000
Office Supplies					
4442	Flyers, Schedules, Record Supplies				100
Total Office Supplies		631	655	0	100

	F/Y 15-16	F/Y 16-17	F/Y 17-18	F/Y 18-19
	ACTUAL	Preliminary	Mid-Year Budget	Budget
Non Capital Equipment				
4447 Appliances				1,000
Total Non Capital Equipment	1,832	2,042	1,800	1,000
Memberships & Subscriptions				
4459				0
Total Memberships & Subscriptions	25	220	0	0
Travel				
4460				0
Total Travel	5	0	0	0
Training & Conferences				
4461				100
Total Training & Conferences	0	0	0	100
Program Services/Supplies				
4464 Program Supplies				300
Total Program Services/Supplies	0	334	0	300
Professional Services				
4465				0
Total Professional Services	0	189	0	0
Licensing				
4466				0
Total Licensing	656	0	0	0
TOTAL SERVICES & SUPPLIES	31,812	29,148	26,275	25,900
TOTAL OPERATING EXPENSES	165,470	73,814	66,954	65,882
REVENUE less EXPENSES	(104,710)	(12,193)	46	18

F/Y 18-19**UNIT 60 - CIP Administration**

This unit oversees the design, construction, renovation and long range planning of the District's trails, neighborhood and open space parks, and related recreational facilities. The work includes applying for grants as well as oversight and implementation of the District's Capital Improvement Plan (CIP), including: scoping, conceptual planning, budgeting and scheduling; preparation and review of plans, specifications, and contracts; preparation of procurement documents (request for bids, request for proposals), construction agreements and consultant contracts; administration of competitively bid contracts; and providing construction administration, site inspection services, and overall project management to ensure the successful completion of projects in a timely and cost efficient manner.

		F/Y 15-16	F/Y 16-17	F/Y 17-18	F/Y 18-19
		ACTUAL	Preliminary	Mid-Year Budget	Budget
REVENUE					
5800	AB1600 CIP Administration	96,118	0	0	0
5802	Plan Check, Inspection, Legal & Fees	0	0	0	0
5803	Developer Improvement Agreement Fees	19,000	0	0	0
5805	Miscellaneous Revenue	57,824	0	0	0
TOTAL REVENUE		172,942	0	0	0
SALARIES & BENEFITS					
4120	Salaries - Full-Time				
	0.25 Parks and Facilities Manager				29,848
FTE	0.25 Total Salaries - Full-Time	109,815	71,996	28,100	29,848
4121	Salaries - Part-Time Benefited				
	0.75 Admin Aide				46,536
FTE	0.75 Total Salaries - Part-Time Benefited	32,635	37,890	39,636	46,536
4122	Salaries - Part-Time				
FTE	- Total Salaries - Part-Time	2,567	5,293	0	0
4126	Retirement				
	Retirement - FT				8,854
	Retirement - PTB				1,490
	Total Retirement	30,253	9,605	5,441	10,344
4128	Employee Group Insurance				
	FT Insurance				4,464
	PTB & ACA Insurance				9,891
	Total Employee Group Insurance	9,954	4,256	14,418	14,355
4130	Workers Compensation				
	FT Workers Comp Insurance				1,104
	PTB Workers Comp Insurance				311
	Total Workers Compensation	3,403	2,748	1,322	1,415
4200	Medicare / FICA Payroll Tax				
	FT Medicare Taxes				430
	PTB Medicare / FICA Taxes				3,563
	Total Medicare / FICA	4,235	4,284	3,440	3,993
TOTAL SALARIES & BENEFITS		192,862	136,072	92,357	106,491
SERVICES & SUPPLIES					
Household Supplies					
4432	Misc. Supplies				120
Total Household Supplies		0	32	0	120
Food					
4440	Food				300
Total Food		48	248	300	300

	F/Y 15-16 ACTUAL	F/Y 16-17 Preliminary	F/Y 17-18 Mid-Year Budget	F/Y 18-19 Budget
Office Supplies				
4442 Office Supplies				6,000
Total Office Supplies	7,335	1,908	8,050	6,000
Non Capital Equipment				
4447 Equipment				0
Total Non Capital Equipment	0	404	0	0
Maintenance - Equipment				
4451				0
Total Maintenance - Equipment	0	750	0	0
Memberships & Subscriptions				
4459 CPRS, Dropbox, Fred Pryor, Autocad				1,000
Total Memberships & Subscriptions	1,167	1,610	700	1,000
Travel				
4460 Mileage				0
Total Travel	6,133	0	0	0
Legal				
4463 Legal Services				0
Total Legal	0	1,055	0	0
Professional Services				
4465 Project Management Consultant				60,000
Total Professional Services	72,173	47,418	68,000	60,000
Licensing				
4466				0
Total Licensing	347	0	0	0
TOTAL SERVICES & SUPPLIES	87,203	53,425	77,050	67,420
TOTAL OPERATING EXPENSES	280,065	189,497	169,407	173,911
REVENUE less EXPENSES	(107,123)	(189,497)	(169,407)	(173,911)

FY 18-19
Capital Equipment FY 18-19 Budget and Prior Year Trend
UNIT 45

	FY 15-16 Actual	FY 16-17 Preliminary	FY 17-18 Preliminary	FY 18-19 Budget
Video Security System Upgrade			0	49,454
Lighting for Cresta Blanca			0	125,000
New filters for May Nissen			1,405	
Replace Two Parking Machines at Sycamore Grove			24,917	
One replacement mower & mower engine			40,574	
Concrete - Grass Party Area at RLCC			25,965	
3 Replacement Vehicles			92,734	
Rodeo Stadium Enhancement (100th yr)			13,663	
Replacement Pool Vacuum & Cart			8,345	
Tractor Loader			81,859	
Backhoe			45,000	
Turf Groomer			55,000	
Replacement trailer for Camp Shelly			33,609	
Water Wagon			7,484	
Cresta Blanca Audio System Upgrade			18,378	
Website Upgrade	4,600	4,475	25,000	
2016 Ford F150 (V46)		24,344		
John Deere Utility Vehicle		22,203		
Toro Pro-force blower w/trailer		7,657		
Turfco Mete-R-Matic XL Spreader		15,194		
Billy Goat Leaf Vak/shredder		6,965		
2017 Ford F450 (V47)		46,302		
Smithco Riding Lawnmower (E078)		19,750		
Jacobsen Cab Mower (E080)		111,535		
Kubota Utility 4WD Tractor (Open Space)		48,924		
Large Carpet Cleaning Unit for RLCC		6,184		
Replace Chemical Controller - RLCC Pools		53,800		
Aflex Inflatables (RLCC and May Nissen)		26,242		
Pool Lane Lines RLCC & May Nissen		8,480		
Robertson Storage Container		7,611		
Video Security System Upgrade		9,538		
RLCC Storage Containers		12,853		
Cresta Blanca Audio System Upgrade		6,126		
Replace Lifeguard Stands (safety Issue) and Umbrellas - RLCC		9,972		
Telephone System Upgrade	10,465	150,263		
IT Disaster Recovery & Upgrade Servers	9,793	3,873		
2016 Toyota Tacoma	31,167			
200 Gallon Spraytec Sprayer	13,676			
Storage Containers at Robertson Park	5,877			
2016 Ford F150 (V39)	25,743			
2016 Ford F150 (V40)	28,021			
Fence and Gate at Bill Payne Park	11,125			
Fence at Robertson Park Lower Field	34,130			
Carpeting at RLCC	44,230			
Engine for 2000 Ford Taurus (V93)	6,140			
Irrigation Solarkit	8,730			
Sidewalk Grinder	5,140			
Public Wi-Fi at RLCC	12,252			
Scissor Lift	7,769			
2016 Ford F250 (V41)	33,389			
2016 Ford F250 (V42)	33,389			
2016 Ford Mini-Van (V43)	28,736			
2016 Ford Super Duty with Utility Bed (v44)	37,062			
2016 Ford F250 (V45)	33,386			
Total Capital Equipment Expenditures	424,820	602,292	473,933	174,454

LIVERMORE AREA RECREATION & PARK DISTRICT
FY 18-19 Full-Time Equivalents by Unit

Unit		Full-Time	Part-Time Benefited	Part-Time	Total
01	Administration	7.05	4.45	0.09	11.59
02	Classes, Camps & Events	0.35	0.00	0.58	0.93
03	Adult Sports & Fitness	0.05	0.00	1.91	1.96
05	Building Maintenance	3.83	0.95	0.00	4.78
06	Camp Shelly	0.04	0.27	0.09	0.40
07	Park Operations	11.25	14.06	3.38	28.70
09	Extended Student Services	18.90	22.20	31.91	73.01
10	Senior Services	1.00	1.50	0.56	3.06
11	Preschool	1.00	0.00	6.52	7.52
16	Open Space	5.06	4.15	3.81	13.02
17	Marketing & Public Information	0.30	1.30	0.10	1.70
18	Technology and Communications	0.10	0.90	0.00	1.00
20	Customer & Business Services	1.60	2.19	1.82	5.60
25	Facility Use & Rentals	1.85	1.91	1.99	5.75
26	Youth Sports & Fitness	0.30	1.91	1.99	4.20
27	Field & Gym Rentals	0.65	0.93	3.50	5.08
40	Believes Program	0.05	0.00	3.85	3.90
41	Middle School Program	0.00	2.63	8.45	11.08
42	Building Operations	0.85	4.98	3.25	9.08
54	Aquatics	3.42	1.52	14.10	19.04
57	Concessions	0.05	0.00	0.87	0.92
60	Planning and CIP Administration	0.25	0.75	0.00	1.00
District Totals		57.95	66.59	88.77	213.31

By Division:

Recreation	9.42	14.73	30.10	54.25
Youth and Senior Services	20.95	26.33	51.29	98.57
Parks, Open Space, and CIP Admin	20.42	20.19	7.29	47.90
Administration	7.15	5.35	0.09	12.59
District Totals	57.95	66.59	88.77	213.31

FY 18-19	Unit 01 Admin	Unit 02 Class, Camps & Events	Unit 03 Adult Sports & Fitness	Unit 05 Building Maint.	Unit 06 Camp Shelly	Unit 07 Park Operations	Unit 09 Extended Student Services	Unit 10 Senior Services	Unit 11 Preschool	Unit 16 Open Space	Unit 17 Marketing & Public Information	Unit 18 Technology & Communications	Unit 20 Customer & Business Services
Unit Budget Summary													
REVENUE	11,623,019	415,400	161,230	0	68,183	466,790	5,257,170	144,589	435,495	519,401	0	0	0
SALARIES & BENEFITS	1,395,783	74,870	83,912	541,531	40,211	2,669,651	4,456,302	271,771	405,578	1,247,635	128,051	101,363	458,677
SERVICES & SUPPLIES													
4403 Agricultural Supplies	0	0	0	0	50	92,500	0	0	0	1,100	0	0	0
4417 Uniforms/Safety Products	240	500	500	1,080	0	16,900	2,000	0	500	7,400	500	0	200
4432 Household Supplies	0	0	0	0	165	36,600	37,200	90	500	800	0	0	600
4440 Food	9,204	2,000	200	180	250	4,700	59,400	9,898	1,200	8,000	650	0	3,500
4442 Office Supplies	3,000	1,000	200	240	165	6,960	23,400	450	400	2,600	10,200	0	48,000
4444 Medical	31,500	0	0	0	50	400	2,592	0	0	300	0	0	300
4446 Tools & Instruments	0	0	200	6,000	255	12,000	2,200	0	0	2,200	0	0	0
4447 Non-Capital Equipment	0	0	0	3,000	600	5,000	3,000	1,500	1,500	8,040	2,900	6,900	3,000
4450 Maint. - Structures/Grounds	0	0	0	263,500	3,950	326,000	127,000	0	6,000	39,100	0	0	0
4451 Maintenance of Equipment	31,100	0	2,000	12,600	100	73,440	1,800	0	0	1,900	0	6,350	0
4452 Utilities - Water/Sewer	0	0	0	0	840	1,158,000	0	0	0	5,300	0	0	0
4453 Utilities -Gas/Electric/Other	0	0	0	516,600	2,340	0	0	0	0	100	0	0	0
4454 Communications	1,800	0	0	0	100	9,600	12,000	0	0	18,980	0	107,770	0
4459 Memberships & Subscriptions	18,844	100	1,200	0	0	4,960	1,200	311	0	220	690	0	1,000
4460 Travel	26,880	100	0	2,700	600	95,500	1,200	510	0	6,000	2,890	0	4,300
4461 Training & Conferences	35,996	0	200	3,050	0	8,400	1,500	1,200	0	3,990	1,110	360	2,400
4462 Publications & Legal Notices	7,980	0	0	0	0	0	0	0	0	0	0	0	0
4463 Legal Services	144,000	0	0	0	0	0	0	0	0	0	0	0	0
4464 Program Services/Supplies	192,500	28,000	7,818	0	150	0	66,000	6,311	10,000	3,500	4,580	0	109,000
4465 Professional Services	283,290	20,000	0	27,480	7,875	41,930	7,800	300	0	16,050	131,550	124,000	200
4466 Licensing	12,500	0	0	0	0	1,000	9,999	0	0	0	0	0	0
4467 Field Trips & Events	0	500	0	0	0	0	33,000	54,201	0	750	0	0	0
4468 Instructors & Sports Officials	0	221,000	65,000	0	0	0	0	20,124	0	0	0	0	0
4470 Insurance	262,080	0	0	0	0	0	62,616	0	0	0	0	0	0
4476 Rent & Lease - Equipment	0	0	0	900	500	21,000	28,920	0	0	5,400	0	0	44,000
4477 Rent & Lease - Structures	0	0	0	0	6,500	110,400	75,540	0	0	0	0	0	0
4704 Finance Charges & Fees	0	0	0	0	0	0	0	0	0	0	0	0	0
CAPITAL EQUIPMENT	0	0	0	0	0	0	0	0	0	0	0	0	0
TOTAL SERVICES & SUPPLIES	1,060,914	273,200	77,318	837,330	24,490	2,025,290	558,367	94,895	20,100	131,730	155,070	245,380	216,500
4750 Contingencies	100,000	0	0	0	0	0	0	0	0	0	0	0	0
TOTAL OPERATING EXPENSES	2,556,697	348,070	161,230	1,378,861	64,701	4,694,941	5,014,669	366,666	425,678	1,379,365	283,121	346,743	675,177

Revenue less expense	9,066,322	67,330	(0)	(1,378,861)	3,482	(4,228,151)	242,501	(222,077)	9,817	(859,964)	(283,121)	(346,743)	(675,177)
Cost Recovery Percentage Rev/Exp	455%	119%	100%	0%	105%	10%	105%	39%	102%	38%	0%	0%	0%

FY 18-19 Unit Budget Summary	Unit 25 Facility Use & Rentals	Unit 26 Youth Sports & Fitness	Unit 27 Field & Gym Rentals	Unit 40 Believes Program	Unit 41 Middle School Program	Unit 42 Building Operations	Unit 54 Aquatics	Unit 57 Concessions	Unit 60 CIP	Unit 45 Capital Equip	Operating Budget FY 18-19	FY 15-16 ACTUAL	FY 16-17 PRELIM	FY 17-18 MID-YEAR BUDGET
REVENUE	810,820	188,443	455,603	149,500	577,122	0	545,836	65,900	0	0	21,884,501	18,938,789	20,904,135	21,079,624
SALARIES & BENEFITS	420,853	161,172	299,459	154,483	508,281	520,604	1,082,175	39,982	106,491	0	15,168,836	12,388,959	13,203,565	14,024,578
SERVICES & SUPPLIES														
4403 Agricultural Supplies	0	0	13,000	0	0	0	0	0	0	0	106,650	102,105	138,020	143,632
4417 Uniforms/Safety Products	1,000	1,000	1,000	0	1,000	2,000	4,200	400	0	0	40,420	38,743	32,905	40,557
4432 Household Supplies	0	0	1,000	0	3,780	49,200	400	0	120	0	130,455	170,331	181,636	115,358
4440 Food	500	1,000	7,000	0	13,200	500	1,700	24,000	300	0	147,382	139,231	138,372	139,728
4442 Office Supplies	1,500	200	500	0	500	700	3,800	100	6,000	0	109,915	128,096	106,709	108,556
4444 Medical	0	0	0	0	0	0	1,100	0	0	0	36,242	26,273	32,512	31,020
4446 Tools & Instruments	250	200	1,000	0	0	1,000	2,000	0	0	0	27,305	30,713	42,188	35,515
4447 Non-Capital Equipment	11,950	0	0	0	0	5,000	9,600	1,000	0	0	62,990	49,288	122,821	82,300
4450 Maint. - Structures/Grounds	0	0	4,000	0	0	0	65,400	0	0	0	834,950	661,886	1,159,638	688,425
4451 Maintenance of Equipment	200	0	10,350	0	0	600	14,000	0	0	0	154,440	144,560	155,966	199,620
4452 Utilities - Water/Sewer	0	0	0	0	0	0	0	0	0	0	1,164,140	897,794	1,112,549	1,133,855
4453 Utilities -Gas/Electric/Other	0	0	0	0	0	0	0	0	0	0	519,040	414,116	468,967	494,210
4454 Communications	0	0	750	0	0	0	2,950	0	0	0	153,950	115,302	129,327	117,260
4459 Memberships & Subscriptions	200	500	1,000	0	0	200	2,800	0	1,000	0	34,225	28,776	25,120	30,568
4460 Travel	1,000	200	200	0	0	1,000	1,850	0	0	0	144,930	145,408	142,546	146,149
4461 Training & Conferences	3,000	500	500	0	0	3,000	1,200	100	0	0	66,506	0	15,837	74,986
4462 Publications & Legal Notices	0	0	0	0	0	0	0	0	0	0	7,980	8,859	6,341	7,050
4463 Legal Services	0	0	0	0	0	0	0	0	0	0	144,000	142,015	171,532	150,000
4464 Program Services/Supplies	500	5,500	0	0	10,200	15,780	16,875	300	0	0	477,014	160,361	456,415	318,815
4465 Professional Services	132,000	0	12,000	0	0	68,400	6,500	0	60,000	0	939,375	799,207	824,531	1,039,953
4466 Licensing	0	0	0	0	0	0	0	0	0	0	23,499	23,445	29,364	28,190
4467 Field Trips & Events	0	4,200	0	0	11,500	0	0	0	0	0	104,151	86,468	166,294	151,294
4468 Instructors & Sports Officials	0	40,500	0	0	0	0	2,200	0	0	0	348,824	341,512	361,377	363,696
4470 Insurance	22,000	0	0	0	12,972	0	0	0	0	0	359,668	237,527	281,692	292,132
4476 Rent & Lease - Equipment	0	0	10,000	0	0	0	0	0	0	0	110,720	85,915	103,096	91,430
4477 Rent & Lease - Structures	0	0	0	0	0	0	0	0	0	0	192,440	154,330	210,862	225,000
4704 Finance Charges & Fees	0	0	0	0	0	0	0	0	0	0	0	3,343	1,558	0
CAPITAL EQUIPMENT	0	0	0	0	0	0	0	0	0	174,454	174,454	424,820	602,292	473,973
TOTAL SERVICES & SUPPLIES	174,100	53,800	62,300	0	53,152	147,380	136,575	25,900	67,420	174,454	6,615,665	5,560,424	7,220,467	6,723,272
4750 Contingencies	0	0	0	0	0	0	0	0	0	0	100,000	0	0	100,000
TOTAL OPERATING EXPENSES	594,953	214,972	361,759	154,483	561,433	667,984	1,218,750	65,882	173,911	174,454	21,884,501	17,949,383	20,424,032	20,847,850
Revenue less expense	215,867	(26,529)	93,844	(4,983)	15,689	(667,984)	(672,914)	18	(173,911)	(174,454)	(0)	989,406	480,103	231,774
Cost Recovery Percentage Rev/Exp	136%	88%	126%	97%	103%	0%	45%	100%	0%	0%	100%	106%	102%	101%

FY 18-19 Unit Budget Summary		Unit 01 Admin	Unit 18 Technology & Communications	Unit 45 Capital Equipment	Operating Budget FY 18-19	FY 15-16 ACTUAL	FY 16-17 PRELIM	FY 17-18 MID-YEAR BUDGET
ADMINISTRATION								
REVENUE		11,623,019	0	0	11,623,019	9,965,014	11,228,813	11,051,007
SALARIES & BENEFITS		1,395,783	101,363	0	1,497,146	1,617,879	1,521,796	1,461,666
SERVICES & SUPPLIES								
4403	Agricultural Supplies	0	0	0	0	0	0	0
4417	Uniforms/Safety Products	240	0	0	240	541	0	204
4432	Household Supplies	0	0	0	0	134	0	0
4440	Food	9,204	0	0	9,204	11,481	10,836	9,528
4442	Office Supplies	3,000	0	0	3,000	67,006	7,925	3,000
4444	Medical	31,500	0	0	31,500	16,841	28,381	25,000
4446	Tools & Instruments	0	0	0	0	0	0	0
4447	Non-Capital Equipment	0	6,900	0	6,900	1,029	1,849	10,950
4450	Maint. - Structures/Grounds	0	0	0	0	5,773	0	0
4451	Maintenance of Equipment	31,100	6,350	0	37,450	2,296	390	36,700
4452	Utilities - Water/Sewer	0	0	0	0	0	0	0
4453	Utilities - Gas/Electric/Other	0	0	0	0	0	0	0
4454	Communications	1,800	107,770	0	109,570	15,285	101,585	81,780
4459	Memberships & Subscriptions	18,844	0	0	18,844	21,451	15,326	18,194
4460	Travel	26,880	0	0	26,880	32,244	41,980	27,280
4461	Training & Conferences	35,996	360	0	36,356	0	4,076	36,356
4462	Publications & Legal Notices	7,980	0	0	7,980	8,305	6,341	7,050
4463	Legal Services	144,000	0	0	144,000	142,015	170,477	150,000
4464	Program Services/Supplies	192,500	0	0	192,500	20,562	166,531	20,500
4465	Professional Services	283,290	124,000	0	407,290	452,100	493,117	608,928
4466	Licensing	12,500	0	0	12,500	3,856	14,817	15,500
4467	Field Trips & Events	0	0	0	0	0	0	0
4468	Instructors & Sports Officials	0	0	0	0	0	0	0
4470	Insurance	262,080	0	0	262,080	172,732	196,428	223,200
4476	Rent & Lease - Equipment	0	0	0	0	41,711	204	0
4477	Rent & Lease - Structures	0	0	0	0	0	3,104	0
4704	Finance Charges & Fees	0	0	0	0	3,343	0	0
CAPITAL EQUIPMENT		0	0	174,454	174,454	117,060	602,292	503,805
TOTAL SERVICES & SUPPLIES		1,060,914	245,380	174,454	1,480,748	1,135,765	1,865,659	1,777,975
4750	Contingencies	100,000	0	0	100,000	0	0	0
TOTAL OPERATING EXPENSES		2,556,697	346,743	174,454	3,077,894	2,753,644	3,387,455	3,239,641
Revenue less expense		9,066,322	(346,743)	(174,454)	8,545,125	7,211,370	7,841,358	7,811,366
Cost Recovery Percentage Rev/Exp		455%	0%	0%	378%	362%	331%	341%

FY 18-19 Unit Budget Summary PARKS, MAINTENANCE, & OPEN SPACE	Unit 05	Unit 06	Unit 07	Unit 16	Unit 60	Operating Budget FY 18-19	FY 15-16 ACTUAL	FY 16-17 PRELIM	FY 17-18 MID-YEAR BUDGET
	Building Maint.	Camp Shelly	Park Operations	Open Space	CIP				
REVENUE	0	68,183	466,790	519,401	0	1,054,374	1,050,238	1,037,615	1,120,510
SALARIES & BENEFITS	541,531	40,211	2,669,651	1,247,635	106,491	4,605,519	3,682,760	4,202,371	4,345,023
SERVICES & SUPPLIES									
4403 Agricultural Supplies	0	50	92,500	1,100	0	93,650	94,897	135,085	130,632
4417 Uniforms/Safety Products	1,080	0	16,900	7,400	0	25,380	24,353	22,523	23,953
4432 Household Supplies	0	165	36,600	800	120	37,685	43,023	37,761	21,660
4440 Food	180	250	4,700	8,000	300	13,430	9,383	12,254	11,825
4442 Office Supplies	240	165	6,960	2,600	6,000	15,965	19,039	13,351	19,506
4444 Medical	0	50	400	300	0	750	916	816	2,150
4446 Tools & Instruments	6,000	255	12,000	2,200	0	20,455	22,228	37,803	27,275
4447 Non-Capital Equipment	3,000	600	5,000	8,040	0	16,640	7,408	20,510	21,200
4450 Maint. - Structures/Grounds	263,500	3,950	326,000	39,100	0	632,550	436,956	1,031,241	543,425
4451 Maintenance of Equipment	12,600	100	73,440	1,900	0	88,040	92,788	109,245	123,770
4452 Utilities - Water/Sewer	0	840	1,158,000	5,300	0	1,164,140	863,961	1,112,549	1,133,855
4453 Utilities -Gas/Electric/Other	516,600	2,340	0	100	0	519,040	129,078	454,514	494,210
4454 Communications	0	100	9,600	18,980	0	28,680	92,495	16,735	25,130
4459 Memberships & Subscriptions	0	0	4,960	220	1,000	6,180	3,100	4,416	5,154
4460 Travel	2,700	600	95,500	6,000	0	104,800	106,588	93,175	104,540
4461 Training & Conferences	3,050	0	8,400	3,990	0	15,440	0	5,553	30,050
4462 Publications & Legal Notices	0	0	0	0	0	0	0	0	0
4463 Legal Services	0	0	0	0	0	0	0	1,055	0
4464 Program Services/Supplies	0	150	0	3,500	0	3,650	1,597	5,354	4,750
4465 Professional Services	27,480	7,875	41,930	16,050	60,000	153,335	91,721	76,662	128,540
4466 Licensing	0	0	1,000	0	0	1,000	2,828	850	1,690
4467 Field Trips & Events	0	0	0	750	0	750	480	670	800
4468 Instructors & Sports Officials	0	0	0	0	0	0	0	0	0
4470 Insurance	0	0	0	0	0	0	226	0	0
4476 Rent & Lease - Equipment	900	500	21,000	5,400	0	27,800	11,997	40,935	27,550
4477 Rent & Lease - Structures	0	6,500	110,400	0	0	116,900	132,264	141,038	158,280
TOTAL SERVICES & SUPPLIES	837,330	24,490	2,025,290	131,730	67,420	3,086,260	2,187,326	3,374,095	3,039,945
TOTAL OPERATING EXPENSES	1,378,861	64,701	4,694,941	1,379,365	173,911	7,691,779	5,870,086	7,576,466	7,384,968
Revenue less expense	(1,378,861)	3,482	(4,228,151)	(859,964)	(173,911)	(6,637,405)	(4,819,848)	(6,538,851)	(6,264,458)
Cost Recovery Percentage Rev/Exp	0%	105%	10%	38%	0%	14%	18%	14%	15%

FY 18-19 Unit Budget Summary		Unit 09 Extended Student Services	Unit 10 Senior Services	Unit 11 Preschool	Unit 40 Believes Program	Unit 41 Middle School Program	Operating Budget FY 18-19	FY 15-16 ACTUAL	FY 16-17 PRELIM	FY 17-18 MID-YEAR BUDGET
YOUTH & SENIOR SERVICES										
REVENUE		5,257,170	144,589	435,495	149,500	577,122	6,563,876	5,565,922	5,976,768	6,366,924
SALARIES & BENEFITS		4,456,302	271,771	405,578	154,483	508,281	5,796,415	4,513,475	4,718,308	5,525,603
SERVICES & SUPPLIES										
4403 Agricultural Supplies		0	0	0	0	0	0	23	139	0
4417 Uniforms/Safety Products		2,000	0	500	0	1,000	3,500	2,980	2,518	4,200
4432 Household Supplies		37,200	90	500	0	3,780	41,570	33,813	32,728	41,658
4440 Food		59,400	9,898	1,200	0	13,200	83,698	79,557	77,545	78,700
4442 Office Supplies		23,400	450	400	0	500	24,750	26,832	26,330	26,500
4444 Medical		2,592	0	0	0	0	2,592	1,745	1,169	2,520
4446 Tools & Instruments		2,200	0	0	0	0	2,200	1,745	2,169	2,040
4447 Non-Capital Equipment		3,000	1,500	1,500	0	0	6,000	0	1,291	2,950
4450 Maint. - Structures/Grounds		127,000	0	6,000	0	0	133,000	54,673	76,342	58,100
4451 Maintenance of Equipment		1,800	0	0	0	0	1,800	3,077	138	1,800
4452 Utilities - Water/Sewer		0	0	0	0	0	0	0	0	0
4453 Utilities -Gas/Electric/Other		0	0	0	0	0	0	0	0	0
4454 Communications		12,000	0	0	0	0	12,000	7,139	10,457	9,000
4459 Memberships & Subscriptions		1,200	311	0	0	0	1,511	1,073	1,008	1,125
4460 Travel		1,200	510	0	0	0	1,710	2,812	1,477	1,499
4461 Training & Conferences		1,500	1,200	0	0	0	2,700	0	288	0
4462 Publications & Legal Notices		0	0	0	0	0	0	404	0	0
4463 Legal Services		0	0	0	0	0	0	0	0	0
4464 Program Services/Supplies		66,000	6,311	10,000	0	10,200	92,511	84,433	88,891	92,800
4465 Professional Services		7,800	300	0	0	0	8,100	11,033	11,301	13,340
4466 Licensing		9,999	0	0	0	0	9,999	13,065	13,547	11,000
4467 Field Trips & Events		33,000	54,201	0	0	11,500	98,701	83,232	161,916	145,494
4468 Instructors & Sports Officials		0	20,124	0	0	0	20,124	25,483	22,518	24,996
4470 Insurance		62,616	0	0	0	12,972	75,588	51,194	58,212	46,932
4476 Rent & Lease - Equipment		28,920	0	0	0	0	28,920	9,075	10,104	9,480
4477 Rent & Lease - Structures		75,540	0	0	0	0	75,540	66,000	66,720	66,720
TOTAL SERVICES & SUPPLIES		558,367	94,895	20,100	0	53,152	726,514	559,388	666,808	640,854
TOTAL OPERATING EXPENSES		5,014,669	366,666	425,678	154,483	561,433	6,522,929	5,072,863	5,385,116	6,166,457
Revenue less expense		242,501	(222,077)	9,817	(4,983)	15,689	40,947	493,059	591,652	200,467
Cost Recovery Percentage Rev/Exp		105%	39%	102%	97%	103%	101%	110%	111%	103%

FY 18-19 Unit Budget Summary RECREATION		Unit 02 Class, Camps & Events	Unit 03 Adult Sports & Fitness	Unit 17 Marketing & Public Information	Unit 20 Customer & Business Services	Unit 25 Facility Use & Rentals	Unit 26 Youth Sports & Fitness	Unit 27 Field & Gym Rentals	Unit 42 Building Operations	Unit 54 Aquatics	Unit 57 Concessions	Operating Budget FY 18-19	FY 15-16 ACTUAL	FY 16-17 PRELIM	FY 17-18 MID-YEAR BUDGET
REVENUE		415,400	161,230	0	0	810,820	188,443	455,603	0	545,836	65,900	2,643,232	2,330,287	2,660,939	2,541,184
SALARIES & BENEFITS		74,870	83,912	128,051	458,677	420,853	161,172	299,459	520,604	1,082,175	39,982	3,269,755	2,534,180	2,761,090	3,092,286
SERVICES & SUPPLIES															
4403 Agricultural Supplies	0	0	0	0	0	0	0	13,000	0	0	0	13,000	7,185	2,796	13,000
4417 Uniforms/Safety Products	500	500	0	500	200	1,000	1,000	1,000	2,000	4,200	400	11,300	10,868	7,864	12,200
4432 Household Supplies	0	0	0	0	600	0	0	1,000	49,200	400	0	51,200	92,214	111,147	52,040
4440 Food	2,000	200	200	650	3,500	500	1,000	7,000	500	1,700	24,000	41,050	38,805	37,737	39,675
4442 Office Supplies	1,000	200	200	10,200	48,000	1,500	200	500	700	3,800	100	66,200	15,220	59,103	59,550
4444 Medical	0	0	0	0	300	0	0	0	0	1,100	0	1,400	6,771	2,146	1,350
4446 Tools & Instruments	0	200	0	0	0	250	200	1,000	1,000	2,000	0	4,650	6,532	2,216	6,200
4447 Non-Capital Equipment	0	0	0	2,900	3,000	11,950	0	0	5,000	9,600	1,000	33,450	30,882	99,171	47,200
4450 Maint. - Structures/Grounds	0	0	0	0	0	0	0	4,000	0	65,400	0	69,400	141,976	52,055	86,900
4451 Maintenance of Equipment	0	2,000	0	0	0	200	0	10,350	600	14,000	0	27,150	34,098	46,193	37,350
4452 Utilities - Water/Sewer	0	0	0	0	0	0	0	0	0	0	0	0	21,617	0	0
4453 Utilities -Gas/Electric/Other	0	0	0	0	0	0	0	0	0	0	0	0	266,430	14,453	0
4454 Communications	0	0	0	0	0	0	0	750	0	2,950	0	3,700	383	550	1,350
4459 Memberships & Subscriptions	100	1,200	0	690	1,000	200	500	1,000	200	2,800	0	7,690	3,152	4,370	6,095
4460 Travel	100	0	0	2,890	4,300	1,000	200	200	1,000	1,850	0	11,540	3,767	5,914	12,830
4461 Training & Conferences	0	200	0	1,110	2,400	3,000	500	500	3,000	1,200	100	12,010	0	5,920	8,580
4462 Publications & Legal Notices	0	0	0	0	0	0	0	0	0	0	0	0	150	0	0
4463 Legal Services	0	0	0	0	0	0	0	0	0	0	0	0	0	0	0
4464 Program Services/Supplies	28,000	7,818	0	4,580	109,000	500	5,500	0	15,780	16,875	300	188,353	53,774	195,639	200,765
4465 Professional Services	20,000	0	0	131,550	200	132,000	0	12,000	68,400	6,500	0	370,650	242,249	243,451	289,145
4466 Licensing	0	0	0	0	0	0	0	0	0	0	0	0	3,696	150	0
4467 Field Trips & Events	500	0	0	0	0	0	4,200	0	0	0	0	4,700	2,759	3,708	5,000
4468 Instructors & Sports Officials	221,000	65,000	0	0	0	0	40,500	0	0	2,200	0	328,700	316,030	338,859	338,700
4470 Insurance	0	0	0	0	0	22,000	0	0	0	0	0	22,000	13,376	27,052	22,000
4476 Rent & Lease - Equipment	0	0	0	0	44,000	0	0	10,000	0	0	0	54,000	21,438	51,853	54,400
4477 Rent & Lease - Structures	0	0	0	0	0	0	0	0	0	0	0	0	0	0	0
TOTAL SERVICES & SUPPLIES	273,200	77,318	155,070	174,100	53,800	62,300	136,575	25,900	1,322,143	1,333,372	1,312,347	1,294,330			
TOTAL OPERATING EXPENSES															
348,070	161,230	283,121	675,177	594,953	214,972	361,759	667,984	1,218,750	65,882			4,591,898	3,867,552	4,073,437	4,386,616
Revenue less expense															
67,330	(0)	(283,121)	(675,177)	215,867	(26,529)	93,844	(667,984)	(672,914)	18			(1,948,666)	(1,537,265)	(1,412,498)	(1,845,432)
Cost Recovery Percentage Rev/Exp	119%	100%	0%	0%	136%	88%	126%	45%	100%	58%			60%	65%	58%

LIVERMORE AREA RECREATION & PARK DISTRICT ACCOUNT ID GUIDELINES - 07/20/17

(Note that the examples listed below are for illustrative purposes and are not meant to be comprehensive)

4403	<i>Items used for Agricultural purposes</i>	
Agricultural Supplies	Fertilizers	Sand
	Herbicides	Seed
	Nursery Stock	Soil Amendments
	Pest Abatement Supplies	
4417	<i>Uniforms & Safety Equipment/Products</i>	
Uniforms/Safety Products	Aprons	Hand Sanitizer
	Boots	Helmets
	Clothing Allowance	Masks
	Eye & Ear Protection	Name Tags
	Gloves	Safety Belts
		Uniforms
4432	<i>Consumable facility household supplies</i>	
Household Supplies	Unit Coding: Standard Supplies (RLCC is Unit 42, ESS is Unit 09); Non-standard are Unit-specific)	
	Janitorial Supplies	Laundry Services
	Kitchen Supplies	Restroom Supplies
4440	<i>Food & refreshments for programs, events, and meetings</i>	
Food	Unit Coding: UNIT-Specific	
	For district events, café supplies, program-specific needs (eg ESS, aquatics tournaments)	
	For volunteer, employee, and board meetings/activities	
	Facility Break Room water, coffee, tea, etc.	
4442	<i>Consumable Office supplies & services</i>	
Office Supplies	Unit Coding: Standard stocked supplies (RLCC is Unit 20); non-standard items are Unit-specific	
	Books, manuals, videos	Paper, pencils, pens, etc.
	Business Cards	Postage
	Computer/printer consumable supplies (such as cartridges)	
4444	<i>Medical Supplies & Services</i>	
Medical	First Aid Supplies	Vaccinations
	Medical exams and testing	
4446	<i>Tools, Instruments & Equipment (excluding IT) with a UNIT Cost under \$5,000</i>	
Tools & Instruments	Unit Coding: generally 05,07, 16; Unit-specific	
	Flashlights	Padlocks & keys
	Hoses, Nozzles	Tools (Fire, landscaping, hand, power)
	Ladders	Wheelbarrows

4447	<i>Furniture, Fixtures & Equipment with a UNIT Cost under \$5,000</i>	
Non Capital Equipment	(excluding Tools & Instruments #4446)	
	Furniture, decorative fixtures	Linens
	Office equipment, appliances & fixtures	Program Equipment
	IT Hardware & Software (Unit 18)	Signage (Facility & Park)
4450	<i>Expenditures for maintaining the useful life of structures & grounds.</i>	
Maintenance -	ADA accessibility improvements	Painting supplies & services
Structures & Grounds	Electrical supplies & service	Playground surface material
	Fencing & Gates	Pool Chemicals & Test Kits
	Grading	Rock AB, asphalt, concrete
	Irrigation supplies	
4451	<i>Expenditures for keeping equipment, tools, furniture and fixtures in efficient operating condition</i>	
Maintenance - Equipment	Auto/Vehicle Supplies & Maintenance	Software and hardware maintenance & support agreements
	Maintenance service contracts	
4452	<i>Water & Sewer</i>	
Utilities - Water/Sewer		
4453	<i>Electricity, natural gas, butane & fuel oil</i>	
Utilities - Gas/Electric/Other		
4454	<i>Telephone systems & service, fax, phone lines, Internet Connections</i>	
Communications		
4459	<i>Membership Fees & subscriptions</i>	
Memberships & Subscriptions		
4460	<i>Travel for LARPD personnel & Board Members (including travel to & from conferences/offsite training, etc.)</i>	
Travel	Air Fare	Mileage
	Fuel	Reimbursement for meals
	Lodging	Tolls & parking fees
4461	<i>NEW ACCOUNT</i> as of 3/17: <i>Training for LARPD personnel & Board Members</i>	
Training & Conferences	Conference registration fees	Training, seminars & workshops
4462	<i>Publication of legally required notices, reports & CEQA documents</i>	
Publications & Legal Notices	Election expenses	Proposals & Bids
	Employment ads/publicity	
4463	<i>Legal counsel (general, HR, other)</i>	
Legal		

4464	<i>Unit/Program specific services and supplies (typically consumables)</i>	
Program Services/Supplies	Excludes Household (4432) and Office (4442) supplies and Food (4440)	
	Toys, games, puzzles, sports equipment, photography products & services, playground and classroom supplies, water exercise and play items, teaching aids and aquatics tournament fees	
	Volunteer programs/recognition	
4465	<i>Professional & Contracted services</i>	
Professional Services	Advertising, publicity, and promotion	First Aid Training for classes/programs
	Alarm Monitoring	Insurance Brokerage Services
	Architectural Design	IT Support & Services
	Audit, Security, Consultants	Laundry Services
	Cleaning and Disinfecting Services	Printing Services
	Entertainment Services	Trash Removal
	Exterminating Services	
4466	<i>Licensing/permit-related: required for business operations</i>	
Licensing	Commercial Driver's License Fees	Fingerprinting
	Daycare/Teacher permits	Pesticide Permits
4467	<i>Field trips & events</i>	
Field Trips/Events	Admissions	
	Meals for field trip participants (LARPD staff and public)	
	Meals for LARPD staff attending special events and activities	
	Transportation-related expenses for field trips/events (mileage reimbursement, tolls, vehicle rentals, airfare, train, and bus tickets)	
4468	<i>Instructor payments and sports officials fees</i>	
Instructors & Sports Officials		
4470	<i>Insurance premiums</i>	
Insurance	Auto	General Liability
	Event	Worker's Comp
4476	<i>Rental & lease fees for use of equipment, tools, furniture & fixtures</i>	
Rents & Leases - Equipment		
4477	<i>Rental & lease fees for the use of structures & grounds</i>	
Rents & Leases - Structures & Grounds		
4704	<i>Finance Charges & Credit Card Fees</i>	
Finance Charges & Fees	ACTIVE fees	Finance charges
	Credit card Merchant Fees	Late Fees
4950-45	<i>Purchase of equipment with expected useful life of greater than 1 year and a UNIT Cost over \$5,000</i>	
Capital Equipment		

LARPD Operating Unit Supervisors - by Unit Number


Unit		<u>GM/AGM</u>	<u>Manager</u>	<u>Supervisor</u>
01	Administration	Barry	Barry	
02	Classes, Camps & Events	Lord	Ikeda	Kline
03	Adult Sports & Fitness	Lord	Ikeda	Wiedenfeld
05	Building Maintenance	Lord	Aizawa	Haldeman
06	Camp Shelly	Lord	Aizawa	Sotelo
07	Park Operations	Lord	Aizawa	Doyle
09	Extended Student Services	Barry	Kirk	Blair
10	Senior Services	Barry	Kirk	Swinbank
11	Preschool	Barry	Kirk	
16	Open Space	Lord	Aizawa	Sotelo
17	Marketing & Public Information	Lord	Ikeda	Kenison
18	Technology and Communications	Barry	Schneider	
20	Customer & Business Services	Lord	Ikeda	Kline
25	Facility Use & Rentals	Lord	Ikeda	Kenison
26	Youth Sports & Fitness	Lord	Ikeda	Wiedenfeld
27	Field & Gym Rentals	Lord	Ikeda	Wiedenfeld
40	Believes Program	Barry	Kirk	Blair
41	Middle School Program	Barry	Kirk	Blair
42	Building Operations	Lord	Ikeda	Kenison
45	Capital Equipment	Barry	Schneider	
54	Aquatics	Lord	Ikeda	Sermeno
57	Concessions	Lord	Ikeda	Kline
60	Planning and CIP Administration	Lord	Aizawa	

LARPD Operating Unit Supervisors - by Department

		<u>GM/AGM</u>	<u>Department</u>	<u>Manager</u>	<u>Supervisor</u>
01	Administration	Barry	Admin	Barry	
18	Technology and Communications	Barry	Admin	Schneider	
45	Capital Equipment	Barry	Admin	Schneider	
60	Planning and CIP Administration	Lord	CIP	Aizawa	
05	Building Maintenance	Lord	Parks	Aizawa	Haldeman
06	Camp Shelly	Lord	Parks	Aizawa	Sotelo
07	Park Operations	Lord	Parks	Aizawa	Doyle
16	Open Space	Lord	Parks	Aizawa	Sotelo
02	Classes, Camps & Events	Lord	Recreation	Ikeda	Kline
03	Adult Sports & Fitness	Lord	Recreation	Ikeda	Wiedenfeld
17	Marketing & Public Information	Lord	Recreation	Ikeda	Kenison
20	Customer & Business Services	Lord	Recreation	Ikeda	Kline
25	Facility Use & Rentals	Lord	Recreation	Ikeda	Kenison
26	Youth Sports & Fitness	Lord	Recreation	Ikeda	Wiedenfeld
27	Field & Gym Rentals	Lord	Recreation	Ikeda	Wiedenfeld
42	Building Operations	Lord	Recreation	Ikeda	Kenison
54	Aquatics	Lord	Recreation	Ikeda	Sermeno
57	Concessions	Lord	Recreation	Ikeda	Kline
09	Extended Student Services	Barry	Youth/Sr	Kirk	Blair
10	Senior Services	Barry	Youth/Sr	Kirk	Swinbank
11	Preschool	Barry	Youth/Sr	Kirk	
40	Believes Program	Barry	Youth/Sr	Kirk	Blair
41	Middle School Program	Barry	Youth/Sr	Kirk	Blair

Livermore Area Recreation and Park District

Staff Report

TO: Chair Faltings and Board of Directors
FROM: Timothy J. Barry, General Manager 
PREPARED BY: Jeffrey Schneider, Administrative Services Manager
Julie Dreher, Financial Analyst
DATE: June 13, 2018
SUBJECT: Budget Workshop - FY 2018-21 Preliminary Capital Improvement Plan (CIP)
Budget Review

RECOMMENDATION: That the Board of Directors provide feedback and guidance during its review of the District's Preliminary FY18-21 Capital Improvement Plan (CIP) Budget.

BACKGROUND: The District is required to obtain Board approval of its Preliminary CIP Budget by June 30th and the Final CIP Budget by August 30th each year. In February, the Board addresses mid-year changes and approves, as appropriate, adjustments to the Budget. Each year, the District conducts a Budget Workshop that provides the Board with a view of its Preliminary CIP Budget for the coming three fiscal years and obtains the Board's feedback and guidance.

Staff reviewed the Draft Preliminary CIP Budget for FY 2018-21 with the Facilities and Finance Committees on May 21, 2018, and received the Committees' recommendations that the budget, as presented, be approved by the Board.

Following the June 13, 2018 Budget Workshop, the District will formally present its Preliminary Operating Budget to the Board for consideration of its approval at the June 13, 2018 Board meeting.

A final CIP budget will be presented to the Board at the August 11, 2018 Board meeting.

HIGHLIGHTS:

- The General Manager has approved the preliminary CIP budget for FY 2018-21 that is outlined in Attachment A (FY18-21 Capital Improvement Plan Preliminary Budget).
- Relative to the draft Preliminary CIP budget that was presented to the Finance and Facilities Committees on May 21, 2018, only one change is reflected: an addition of \$22k in FY 2018-19 for project #723, Patterson Ranch Trail (please see explanatory notes, below).
- Attachment A contains the following sections:
 - Priority A Projects
 - Priority B Projects

- Completed Projects
- Proposed Changes, including:
 - Projects that staff recommends be removed;
 - Projects to be moved from Priority B to Priority A; and
 - New projects to be added to Priority A.
- Unfunded Project List

- **Priority A Projects:**

- Given the Board-approved direction to engage in a new bid process for the four playground projects, including May Nissen, (project #508), Big Trees (project #426), Pleasure Island (project #706), and Jane Addams (project #327), staff have revised the timing of financial outlays for these projects, moving a portion of the project spend to FY 19-20, though the total budget for them remains as approved by the Board at its March 28, 2018 meeting.
- Staff has identified specific projects under the umbrella of the Asset Management High Priority Projects (project #729). Attachment A includes the following:
 - Project 729A, Rodeo Stadium Infrastructure Improvements, for which staff have identified costs of \$150,000 in FY 18-19 for an engineering analysis to determine the extent of required repairs to concrete to address safety concerns;
 - Project 729B, May Nissen Pool Renovation, which, at a cost of \$400,000, will address county health and safety code considerations that call for the deployment of one pump system (chemical controllers, pumps, filters, etc....) per pool (currently there is one system for the two pools at May Nissen).
 - Project 729C, Tex Spruiell Park Renovation, which entails design work that will address the renovation of a pathway and par course, the resurfacing of a basketball court, and the renovation of the irrigation system; design work will cost of \$90,000, while costs to implement the project as designed will be determined upon design completion.
 - Project 729D, Energy Efficiency Measures, involves upgrading the energy infrastructure at the RLCC at a total cost of \$2,697,000. Financing for this project is split: PG&E will provide 0% financing for 10x the annual energy savings that have been projected for the project, or \$1,328,000, which will be repaid over 10 years (program is called “on-bill-financing”). The balance of the project will be financed by the District and includes a new chiller, boilers, HVAC, lighting, energy management controls, project management, site supervision, and \$135,000 in project contingencies.
- Sunset Park Playground: project has been delayed as the Board directed staff to re-bid this project given concerns about the prior design at its May 9, 2018 meeting. The project budget remains unchanged at \$1,200,000.

- **Priority B Projects:**

- Two projects are now included in the Operations budget and thus no longer appear in the Priority B list: project #406, Paving and Concrete Repair Program, and project #329, Park Monument Signs;
- Otherwise, staff has simply pushed the timing for the remaining projects to FY19-20.

- **Completed Projects:**

- Three projects are reported as completed:
 - Project 536, Springtown Open Space Conceptual Plan;

- Project 728, Covered Arena Fencing; and
- Project 724, Robertson Park Trail Repair

- **Proposed Changes:**

- **To Be Removed:** Three projects are now reflected in the District's Operating Budget as they are on-going maintenance-oriented efforts that consist of many, modest cost outlays:
 - Project #439, ESS – Upgrade Buildings
 - Project #406, Paving & Concrete Repair
 - Project #329, Park Monument Name Signs
- **Move from Priority B to Priority A:** Staff recommends moving one project from Priority B to Priority A:
 - Project 723, Patterson Ranch Trail; now at \$117,000, up from \$95,000 as presented in the May 21, 2018 Facilities and Finance Committees, to fund updated estimates for permits and CEQA filing fees.
- **Projects to be Added to Priority A:**
 - Robertson Park Synthetic Turf: \$125,000 to install synthetic turf in the fence area between the two existing play fields;
 - Bill Clark Park: \$100,000, funded by Signature Homes, to design and implement ADA compliance measures and other improvements.
 - Barn Renovation: \$600,000 to design and implement improved accessibility, ADA compliant restrooms, address fire safety improvements, and other renovations.
 - Altamont Creek: \$200,000 will fulfill the District's component of this project to replace the playground at Altamont Creek Park, which is being done in conjunction with the LVJUSD, who will manage the project and install the equipment. This project was approved by the Board in March, 2018,

Attachment:

A. LARPD FY18-21 Capital Improvement Plan Preliminary Budget

Livermore Area Recreation and Park District

6/13/2018		FY 18-21 CAPITAL IMPROVEMENT PLAN PRELIMINARY BUDGET		Life to Date	2018-21 Preliminary CIP Budget			Proposed Total Project Budget	Approved Total Project Budget	Comments
				Projected LTD thru FY 17/18	FY18-19	FY19-20	FY20-21 and Beyond			
Item #	Project #	Project Description	Fund Name							

PRIORITY A PROJECTS

1	508	May Nissen Playgrounds Renovation								Renovate playground. Scope of work includes addition of restroom facility. Revised budget was approved in March 2018. Project bid opening is June 27, 2018, with construction anticipated to begin early Fall 2018. Estimated completion of project Fall 2019.
			AB1600	269,442	2,165,308	1,443,538	0	3,878,288	3,878,288	
Totals				269,442	2,165,308	1,443,538	0	3,878,288	3,878,288	
2	426	Big Trees Park Playground Renovation								Install a new playground and pathways in a new location . Revised budget was approved in March 2018. Project bid opening is June 27, 2018, with construction also anticipated to begin Fall 2018. Estimated completion of project Fall 2019.
			AB1600	156,909	955,086	409,322	0	1,521,317	1,521,317	
Totals				156,909	955,086	409,322	0	1,521,317	1,521,317	
3	706	Pleasure Island Playground Renovation								Renovate playground and surrounding area. Revised budget was approved in March 2018. Project bid opening is June 27, 2018, with construction anticipated to begin Fall 2018. Estimated completion of project Fall 2019.
			AB1600	151,039	795,684	428,445	0	1,375,168	1,375,168	
Totals				151,039	795,684	428,445	0	1,375,168	1,375,168	
4	327	Jane Addams Playground Renovation								Renovate preschool playground. Revised budget was approved in March 2018. Project bid opening is June 27, 2018, with construction anticipated to begin Summer 2019 based on school schedule. Estimated completion of project late Summer 2019.
			AB1600	86,863	310,837	466,255	0	863,955	863,955	
Totals				86,863	310,837	466,255	0	863,955	863,955	
5	446	SG Extension-Arroyo Del Valle Trail Bridge Connection								Tri-Valley Conservancy is leading fundraising efforts and is responsible for project management. The design and specifications phase has been completed. The District has contributed \$150,000 to the project. CEQA Public Review Period: April 20, 2018 to May 21, 2018. If fundraising goals are met, groundbreaking will begin in Fall 2018.
			AB1600	151,044	0	0	0	151,044	150,000	
Totals				151,044	0	0	0	151,044	150,000	
6	603	Sycamore Grove - Arroyo Del Valle Trail Renovation								2.5 mile trail renovation. EBRPD has provided \$500,000 in funding. \$700,000 from reserves was approved by the Board with an additonal \$75,000 authorized for project management expenses. Grade Tech was awarded the bid. Construction to begin Summer 2018, with anticipated completion Fall 2018.
			EBRPD	250,000	250,000	0	0	500,000	500,000	
			Cap. Impr. Fund	0	775,000	0	0	775,000	775,000	
Totals				250,000	1,025,000	0	0	1,275,000	1,275,000	
7	209	Ravenswood Upgrade								Four of the five roofs were replaced in 17/18. The remaining roof, the design and replacement of the porch, and installation of an upgraded alarm system to be completed by early Summer 2019.
			AB1600	112,709	0	0	0	112,709	112,709	
			City of Livermore	40,291	0	0	0	40,291	40,291	
			Buckley Trust	0	225,000	0	0	225,000	225,000	
Totals				153,000	225,000	0	0	378,000	378,000	
8	432	ADA Projects								Installation of a new ADA Restroom/Shower Facility at Camp Shelly by Romtec. The original estimate was \$350k. In May 2018, the Board approved additional amenities requested by Open Space staff which added \$165k to the original estimate. Assuming the District receives approval from El Dorado County on the design, construction will begin late Summer 2018, with estimated completion of project early Winter 2018.
		ESS Buildings	AB1600	14,373	60,627	0	0	75,000	75,000	
		Camp Shelly	CIP Fund 900	15,000	500,000	0	0	515,000	515,000	
Totals				29,373	560,627	0	0	590,000	590,000	
9	905	Bill Payne Park Master Plan								Consultant, RRM Design Group, was hired to do master plan for Bill Payne Park. Possible new features could include synthetic turf field, field lighting, restroom, concession and maintenance building, lighted parking, picnic areas and playground. The bicycle track could be removed and relocated. Stakeholder and public meetings were held January and April 2018, and a completed preferred plan is anticipated in Summer 2018.
			AB1600	50,000	100,000	0	0	150,000	150,000	
Totals				50,000	100,000	0	0	150,000	150,000	

6/13/2018		FY 18-21 CAPITAL IMPROVEMENT PLAN PRELIMINARY BUDGET		Life to Date	2018-21 Preliminary CIP Budget			Proposed Total Project Budget	Approved Total Project Budget	Comments
Item #	Project #	Project Description	Fund Name	Projected LTD thru FY 17/18	FY18-19	FY19-20	FY20-21 and Beyond			
10	726	RLCC Security and Alarm System								Upgrade the RLCC security and alarm systems to include exterior and interior building access. O'Dell Engineering was selected to provide a design and recommendation for this project. Anticipated completion in 2018/2019.
			CIP Fund 900	20,000	100,000	0	0	120,000	120,000	
		Totals		20,000	100,000	0	0	120,000	120,000	
11	729	Asset Management High Priority Projects								The 2017 District Asset Management Plan identified a comprehensive listing of assets, their current condition, and potential replacement costs. These projects have been identified as high priority for repair/replacement.
				500,000	0	1,913,000	0	2,413,000	5,750,000	
	729A	Rodeo Stadium Infrastructure Improvements								Scope of work includes: Civil engineering analysis, structural engineers investigation to repair concrete where needed. Next step is to approve structural engineers proposal, analyze findings, and plan the project to be completed by Summer 2019.
			AB1600	0	150,000	0	0	150,000	0	
				0	150,000	0	0	150,000	0	
	729B	May Nissen Pool Renovation								Currently, May Nissen Swim Center has one pump system for two pools. Per County health and safety code, each pool needs to have its own pump. LARPD is required to complete this work by December 2019. Scope of work includes installation of two chemical controllers, two pumps, two filters, backwash controllers and other necessary equipment.
			AB1600	0	300,000	100,000	0	400,000	0	
				0	300,000	100,000	0	400,000	0	
	729C	Tex Spruiell Park Renovation								Scope of work includes design for renovation of pathway, par course, basketball court surface, and irrigation issues. Next Step is to review and approve the design proposal and cost estimate.
			AB1600	0	90,000	0	0	90,000	0	
				0	90,000	0	0	90,000	0	
	729D	Energy Efficiency Measures								This project involves upgrading inefficient and aging infrastructure with new, energy efficient equipment. It would result in reduced ongoing operational costs, particularly from a new chiller, boilers, and HVAC equipment.
			PG&E Financing	0	1,328,000	0	0	1,328,000	0	
			AB1600	0	1,369,000	0	0	1,369,000	0	
				0	2,697,000	0	0	2,697,000	0	
				500,000	3,237,000	2,013,000	0	5,750,000	5,750,000	
12	455	Shade Structures at Various Parks								Install shade structure at needed District parks. The first shade structure installation is planned for Bothwell Park in Summer 2018. Additional shade structures are to be installed at: Robertson, Maitland Henry, Cayetano, Mocho, and Sunken Gardens Parks.
			AB1600	0	150,000	150,000	0	300,000	300,000	
				0	150,000	150,000	0	300,000	300,000	
13	442	RLCC Aquatics Center Renovation								Scope of work includes: replacement of the current pool deck, re-plastering and tiling of the pool, and ADA compliance measures. The plans were approved on May 15, 2018, by the County Department of Health and Safety. Upon approval, an RFP will be developed and the project will go out to bid Summer 2018. Pool closure is anticipated for late October 2018 to early April 2019. During this time, the May Nissen Swim Center will be open and available for aquatic programs.
			CIP Fund 900	100,000	0	0	0	100,000	100,000	
			AB1600	0	2,226,000	0	0	2,226,000	2,226,000	
		Totals		100,000	2,226,000	0	0	2,326,000	2,326,000	
14	719	Sunset Park Playground								In May 2018, the Board directed staff to discontinue further progress on the "Play Trail" design concept due to the increased costs that substantially exceeded budget. GM was authorized to develop a new design with community input. The anticipated GameTime grant funding of \$60k will not be utilized with the new design; therefore, the \$60k has been shifted back to AB1600 funding.
			AB1600	150,000	630,000	420,000	0	1,200,000	1,140,000	
			GameTime Grant	0	0	0	0	0	60,000	
				150,000	630,000	420,000	0	1,200,000	1,200,000	
Priority A Totals				\$2,067,670	\$12,480,542	\$5,330,560	\$0	\$19,878,772	\$19,877,728	

6/13/2018		FY 18-21 CAPITAL IMPROVEMENT PLAN PRELIMINARY BUDGET		Life to Date	2018-21 Preliminary CIP Budget			Proposed Total Project Budget	Approved Total Project Budget	Comments
Item #	Project #	Project Description	Fund Name	Projected LTD thru FY 17/18	FY18-19	FY19-20	FY20-21 and Beyond			

PRIORITY B PROJECTS

15	526	Ravenswood Winery Renovations-Evaluation Phase	Buckley Trust	0	0	30,000	0	30,000	30,000	Evaluate and scope design to stabilize winery ruins, clean up area, and install interpretive signs. Funding proposed to come from Buckley Trust. \$30,000 is a placeholder pending negotiating a contract with consultant.
Totals				0	0	30,000	0	30,000	30,000	
16	527	Cayetano Park parking lot expansion-Evaluation Phase	AB1600	0	0	30,000	0	30,000	30,000	Evaluation of parking needs and identificaton of possible locations for expanded parking at Cayetano Park. Funding is for studying options and feasibility.
Totals				0	0	30,000	0	30,000	30,000	
17	013	RLCC Connector Road Between Parking Lots	AB1600	0	0	500,000	0	500,000	500,000	Project involves creating a more easily accessible connection between the RLCC parking lots at East Avenue and Loyola Way. The proposed budget is a preliminary estimate pending engineer's analysis.
				0	0	500,000	0	500,000	500,000	
Priority B Totals				\$250,000	\$0	\$560,000	\$0	\$560,000	\$560,000	
TOTALS, Priority A and B Projects:				\$2,317,670	\$12,480,542	\$5,890,560	\$0	\$20,438,772	\$20,437,728	

FY2018-2021 CIP Budget (Priority A and B):

18,371,102

6/13/2018		FY 18-21 CAPITAL IMPROVEMENT PLAN PRELIMINARY BUDGET		Life to Date	2018-21 Preliminary CIP Budget			Proposed Total Project Budget	Approved Total Project Budget	Comments
Item #	Project #	Project Description	Fund Name	Projected LTD thru FY 17/18	FY18-19	FY19-20	FY20-21 and Beyond			

COMPLETED PROJECTS

536	Springtown Open Space Conceptual Plan									Consultant, RRM Design Group, completed the process to determine possible uses and operating requirements for Springtown Open Space. Meetings with groups have occurred and public meetings for input began in January 2017. Three alternative plans were presented to the public in April 2017. The preferred plan was approved by City Council in fall of 2017. LARPD's efforts to assist the City of Livermore in completing the master plan have been completed.
		City of Livermore		0	0	0	0	0	0	
	Totals			0	0	0	0	0	0	
728	Covered Arena Fencing									Fencing and gates were installed between Robertson Park Road and the parking areas surrounding the Robertson Park covered arena. The fence is made of Corten Steel, which naturally rusts and develops a rust patina that does not need painting. Project is complete as of January 2018.
		AB1600		75,000	0	0	0	75,000	75,000	
	Totals			75,000	0	0	0	75,000	75,000	
724	Robertson Park Trail Repair									Trail damaged due to 2017 storms. Repair work was done by the City of Livermore and the project is complete.
		CIP Fund 900		3,583	0	0	0	3,583	3,583	
				3,583	0	0	0	3,583	3,583	
TOTAL, Completed				\$78,583	\$0	\$0	\$0	\$78,583	\$78,583	

PROPOSED CHANGES

To Be Removed

439	ESS - Upgrade Buildings									This is a project for 24 buildings. Work includes roof, siding, floors, interiors, and fixtures. Project is budgeted in operations.
		Cap. Impr. Fund - ESS		70,258	0	0	0	70,258	200,000	
	Totals			70,258	0	0	0	70,258	200,000	
406	Paving & Concrete Repair Program									District-wide paving and concrete repair program. Project is budgeted in operations.
		AB1600		0	60,000	30,000	0	90,000	90,000	
				0	60,000	30,000	0	90,000	90,000	
329	Park Monument Name Signs									Placement of large monument signs at Altamont, Independence, Max Baer, May Nissen, and Sunken Gardens Parks. Project is budgeted in operations.
		CIP Fund 900		0	40,000	0	0	40,000	40,000	
				0	40,000	0	0	40,000	40,000	
TOTAL, To Be Removed				\$70,258	\$100,000	\$30,000	\$0	\$200,258	\$330,000	

6/13/2018		FY 18-21 CAPITAL IMPROVEMENT PLAN PRELIMINARY BUDGET		Life to Date	2018-21 Preliminary CIP Budget			Proposed Total Project Budget	Approved Total Project Budget	Comments
Item #	Project #	Project Description	Fund Name	Projected LTD thru FY 17/18	FY18-19	FY19-20	FY20-21 and Beyond			

Move From Priority B to Priority A

723	Patterson Ranch Trail	AB1600	0	117,000	0	0	117,000	75,000	Install a looped trail with each end of the trail in LARPD property with the trail itself going throught the Patterson ranch property now owned by Zone 7. WRA will begin environmental study in July 2018. Funding is for permits and CEQA. V-O-Cal may build the single-track trail. Increased budget by \$20k to install gates.
			0	117,000	0	0	117,000	75,000	
TOTAL, To Be Moved from Priority B to Priority A			\$0	\$117,000	\$0	\$0	\$117,000	\$75,000	

To Be Added to Priority A

720	Robertson Park Synthetic Turf	AB1600	0	125,000	0	0	125,000	0	Install synthetic turf between full-sized fields, fence off the area where electrical boxes are located, and place decomposed granite inside the fence area between the two existing play fields. Contractors have been selected to install turf and fencing.
			0	125,000	0	0	125,000	0	
538	Bill Clark Park	Signature Homes	0	100,000	0	0	100,000	0	Design and implement ADA compliance measures and other improvements using funds received by the District from Signature Homes.
			0	100,000	0	0	100,000	0	
516	Barn Renovation	AB1600	0	200,000	200,000	200,000	600,000	0	Scope of work includes a design and work to improve accessibility, add ADA compliant restrooms, update facility for fire safety, and perform other necessary renovations.
			0	200,000	200,000	200,000	600,000	0	
806	Altamont Creek Park Playground	AB1600	0	200,000	0	0	200,000	200,000	This is a project to replace the playground at Altamont Creek Park. The project is jointly funded between LVJUSD and LARPD, with project oversight and installation by LVJUSD. The Board approved the project, with a budget of \$200,000, in March 2018.
			0	200,000	0	0	200,000	200,000	
TOTAL, To Be Added to Priority A			\$0	\$625,000	\$200,000	\$200,000	\$1,025,000	\$200,000	

Livermore Area Recreation and Park District

6/13/2018	Preliminary THREE YEAR CAPITAL IMPROVEMENT PLAN BUDGET (FY18-21)	UNFUNDED PROJECTS
-----------	---	-------------------

UNFUNDED PROJECTS

Item #	Project #	Project Description	Comments
1	106	Robertson Park Upper Arena Upgrade / Relocation	Refurbish or relocate upper arena at Robertson Park
2	422	Independence Park Field Improvements	Grading and drainage, possible synthetic field
3	431	Ernie Rodrigues Field Synthetic Turf	Replace current fields with synthetic turf
4	444	Ida Holm Park Improvements	Miscellaneous park improvements (Orchid Ranch donation)
5	501	Robert Livermore Park Tot Lot	Install a tot lot at Robert Livermore Park
6	637	Well Water Exploration	Independence, Max Baer, May Nissen, Altamont Creek Parks, & Robertson Park
7	709	RLCC Alternative Energy Sources	Deployment of solar infrastructure in Loyola parking lot at Robert Livermore Community Center
8	804	Sunken Gardens Park - master plan for bicycle uses	Currently working with a BMX group to add soil so they can shape and use this area for recreational use
9	522	SG Trail - Arroyo Rd at Olivina Gate towards bridge (LARPD T-13)	Connect the trail that comes from the Arroyo entrance toward the bridge
10	617	Oak Trail (T10-B) behind Plotkin property	Alternate routes for the trail are being designed by the City to circumvent the property
11	630	Upper SG Park Improvement Project (Hetch Hetchy Road relocation)	Relocate Hetch Hetchy road in Upper SG Park per 2002 SG Master Plan
12	721	Max Baer Paving	Pave the path from the parking lot to concession stand to reduce dust and improve traffic flow
13	722	Sycamore Grove Winery Ruins	Removal of collapsed structure
14	725	May Nissen Preschool Restroom	Will be addressed upon completion of May Nissen Playground Renovation Project
15	727	May Nissen Pool Swim Pool Fence, Benches and Bleachers	Remove concrete bleacher and replace chainlink barbed wire fence with wrought iron type fence
16	628	Spray Park - Scope Design	Feasibility study to scope possible locations for Spray Park in North Livermore

Removed/Completed Projects

1	434	Altamont Creek Dog Park	Convert water detention basin to dog park; Removed: Dog park improvements in operating budget
2	452	Girls softball fields - locations TBD	Girls softball fields; Removed: Girls Softball accommodated at Junction School by LVJUSD
3	516	The Barn Upgrades	Retrofit, ADA Ramp, Restrooms; Moved to Priority A
4	708	Robertson Park-Road Surface Improvements	Coordinate with City of Livermore for improvements of Robertson Park Road; Removed: Taken care of in swap with City
5	450	Robert Livermore Park Signage	Removed: Park Signage in operating budget
6	530	Bill Clark Park Playground Renovation	Taken off the CIP funded list 6/15/16; Moved to Priority A
7	533	Little House building repairs	Garage roof, structural, exterior stucco, beams, fascia and trim; Removed: Completed in operating budget
8	537	Dog Park Expansion including skills and agility course	Requested by staff; Removed: Completed at Robertson Park Dog Park
9	720	Synthetic Turf Between Fields 1 and 2 at Robertson Park	Removed: Moved to Priority A
10	423	Livermore Downs, Phase II & New Field	New play field, renovations, tennis courts; Completed as part of Asset Management High Priority Projects
11	326	Marlin Pound & Murrieta Meadows - Phase 2	Long term trail and creek repairs; Removed: This is Zone 7's property, not LARPD's
12	447	Garaventa Wetlands Preserve Enhancements	Removed: No Longer pursuing this project
13	705	Mocho Park Irrigation System Replacement	Completed as part of a turf reduction volunteer tree planting effort
14	506	Robert Livermore Park Restroom Renovation	Removed: No Longer pursuing this project
15	803	Holdener Park Dam Restoration	Removed: No Longer pursuing this project
16	525	Community Gardens (in North Livermore)	Add a community garden for the residents in North Livermore; Removed: Moved to Priority B

LIVERMORE AREA RECREATION AND PARK DISTRICT

Certificate of Appreciation


is hereby granted to

WILLIAM (BILL) NEBO

for his years of service and contribution to the

LARPD FOUNDATION

Awarded: June 13, 2018



Timothy J. Barry, General Manager

LIVERMORE AREA RECREATION AND PARK DISTRICT

RESOLUTION NO.

A RESOLUTION COMMENDING

ANITA THOMPSON

FOR HER YEARS OF SERVICE TO THE
LIVERMORE AREA RECREATION AND PARK DISTRICT
AS A LARPD FOUNDATION TRUSTEE

WHEREAS, Anita Thompson began her service with the LARPD Foundation in 2002 as a Trustee in a volunteer capacity, and has always taken her responsibilities on the Foundation seriously; and

WHEREAS, Anita Thompson, through her contributions on the LARPD Foundation, has supported the Community Support Program offering opportunity for children, who might not otherwise have the chance, to get outside and into nature; and

WHEREAS, Anita Thompson has served as Secretary, Vice President, and President on the LARPD Foundation to receive, help invest and manage funds acquired through dues, donations, grants, gifts, bequests and solicitations; and

NOW, THEREFORE BE IT RESOLVED, that the Board of Directors of the Livermore Area Recreation and Park District does hereby commend Anita Thompson for her 16 years of volunteer service to the District and expresses its sincere appreciation for her outstanding dedication and professionalism.

ON MOTION of Director _____, seconded by Director _____ the foregoing resolution was passed and adopted this ____ day of _____, by the following roll call vote:

AYES:

NOES:

ABSTENTIONS:

ABSENT:

Approved this ____ day of _____, 2018,

Maryalice Summers Faltings
President, Board of Directors

ATTEST:

Timothy J. Barry
General Manager and ex-officio Clerk
to the Board of Directors

LIVERMORE AREA RECREATION AND PARK DISTRICT

RESOLUTION NO.

A RESOLUTION COMMENDING

RANDY SCHLIENTZ

FOR HIS YEARS OF SERVICE TO THE
LIVERMORE AREA RECREATION AND PARK DISTRICT
AS A LARPD FOUNDATION TRUSTEE

WHEREAS, Randy Schlientz began his service with the LARPD Foundation in 1999 as a Trustee in a volunteer capacity, and has always taken his responsibilities on the Foundation seriously; and

WHEREAS, Randy Schlientz has also spent fifteen years on the Personnel Commission before joining the LARPD Foundation; and

WHEREAS, Randy Schlientz has served as Vice President, President, and Secretary on the LARPD Foundation assisting the Livermore Area Recreation and Park District in the provision of public parks, recreation, and community services; and

NOW, THEREFORE BE IT RESOLVED, that the Board of Directors of the Livermore Area Recreation and Park District does hereby commend Randy Schlientz for thirty five years of volunteer service to the District and expresses its sincere appreciate for his outstanding dedication and professionalism.

ON MOTION of Director _____, seconded by Director _____ the foregoing resolution was passed and adopted this ____ day of _____, by the following roll call vote:

AYES:

NOES:

ABSTENTIONS:

ABSENT:

Approved this ____ day of _____, 2018,

Maryalice Summers Faltings
President, Board of Directors

ATTEST:

Timothy J. Barry
General Manager and ex-officio Clerk
to the Board of Directors



Livermore Area
Recreation & Park District
An independent special district

LIVERMORE AREA RECREATION AND PARK DISTRICT

DRAFT MINUTES

WEDNESDAY, MAY 23, 2018

ROBERT LIVERMORE COMMUNITY CENTER
4444 EAST AVENUE, LIVERMORE, CALIFORNIA

REGULAR MEETING
7:00 P.M.

DIRECTORS PRESENT: Directors Furst, Palajac, Pierpont, Wilson and Chair Faltings

DIRECTORS ABSENT: None

STAFF MEMBERS PRESENT: Tim Barry, Rod Attebery, Patricia Lord, Jeffrey Schneider, Linda VanBuskirk

1. **CALL TO ORDER – ROLL CALL – PLEDGE OF ALLEGIANCE**

Chair Faltings called the meeting to order at 7:03 p.m. All Directors were present.

2. **RECOGNITION**

2.1 **RESOLUTION OF COMMENDATION FOR LIVERMORE STOCKMEN'S RODEO ASSOCIATION**

Chair Faltings announced the Board will adopt a resolution commending the Livermore Stockmen's Rodeo Association. Present at the meeting from the Livermore Stockmen's Rodeo Association (LSRA) were President Dave Finster, and Board Member Don Staysa.

Chair Faltings presented the commendation. Mutual gratitude and appreciation were expressed by the LSRA and LARPD for the relationship that has developed between the Board and staff of both while working together. LSRA President Finster gave a brief background on the festivities to take place in June during rodeo week to celebrate the 100th anniversary of the Livermore Rodeo. Director Staysa presented commemorative belt buckles to the LARPD Board members.

Moved by Director Pierpont, seconded by Chair Faltings, approved Resolution No. 2622, commending the Livermore Stockmen's Rodeo Association, by the following roll call vote:

AYES:	<i>Wilson, Furst, Pierpont, Palajac, and Chair Faltings</i>
NOES:	<i>None</i>
ABSTENTIONS:	<i>None</i>
ABSENT:	<i>None</i>

3. PUBLIC COMMENT

Chair Faltings opened public comment. No public comment. Closed public comment.

4. CONSENT AGENDA (Motion)

4.1 BOARD MINUTES

4.1.1 Regular Meeting of May 9, 2018.

4.2 COMMUNICATIONS

None.

Moved by Director Palajac, seconded by Director Wilson, approved the Consent Agenda by the following voice vote:

AYES:	<i>Wilson, Furst, Pierpont, Palajac, and Chair Faltings</i>
NOES:	<i>None</i>
ABSTENTIONS:	<i>None</i>
ABSENT:	<i>None</i>

5. CONSENT AGENDA RESOLUTIONS

None.

6. BIDS AND PUBLIC HEARINGS

None.

7. OLD BUSINESS

None.

8. NEW BUSINESS

8.1 FACILITY MAINTENANCE EXCHANGE WITH CITY OF LIVERMORE

Chair Faltings announced the Board will consider approving a proposed exchange of maintenance responsibility of three facilities operated between LARPD and the City of Livermore. General Manager Barry presented the staff report which highlighted the details of the proposed exchanges regarding three areas: 1) Robertson Park Road, 2) The Barn, and 3) a 3.1 mile portion of the Arroyo Mocho Trail. No cash will be exchanged. The annual maintenance and replacement costs are identified, before and after the exchange, as \$85,600 for LARPD and \$66,600 for the City with the City moving ahead and spending approximately \$500,000 on the Robertson Road Renovation immediately. In return, LARPD will invest \$500,000 in the Barn in the FY 2018-21 Capital Improvement Budget.

Directors inquired and commented about the following: Current and proposed responsibility and ownership the various areas; annual maintenance costs and readjustment for future cost changes; use of goats on the trail. The Board expressed consensus that this will be a positive exchange process.

Moved by Director Furst, seconded by Director Pierpont, approved Resolution No. 2623, approving the exchange of maintenance responsibility of three facilities operated between LARPD and the City of Livermore, by the following roll call vote:

AYES: *Wilson, Furst, Pierpont, Palajac, and Chair Faltings*
 NOES: *None*
 ABSTENTIONS: *None*
 ABSENT: *None*

9. COMMITTEE REPORTS

- 1) Chair Faltings reported that both she and Director Pierpont attended a Facilities Committee meeting on May 21, 2018. Items discussed included the Bill Payne Sports Park Master Plan and an update on the Bruno Canziani Dog Park reconfiguration of large and small dog areas. Six citizens attended to speak. Also discussed was an update on preliminary numbers for the CIP Budget FY 2018-21. These items will be coming to the full board.
- 2) Director Palajac reported that both she and Director Furst attended a Finance Committee meeting on May 21, 2018. They discussed the Preliminary Operating Budget for FY 2018-19 along with the Preliminary CIP Budget for FY 2018-21. These items will be coming to the full board at the Budget Workshop on June 13, 2018.
- 3) Chair Faltings reported that both she and Director Furst attended an Intergovernmental Liaison Committee meeting on May 17th at the Livermore Valley Joint Unified School District (LVJUSD) headquarters. Items discussed at the meeting included the above maintenance exchange between the City of Livermore and LARPD; a Local Facilities Bond Measure, the idea of combining some projects together with the Springtown Open Space Project; polling place locations; donation bins for collection of clothing; Legacy Partners redevelopment of 1934 First Street Downtown Plan; and a preliminary BART plan for the Isabel area.
- 4) Director Wilson reported that she attended a Personnel Committee meeting on May 10, 2018 to discuss salary and benefit recommendations for FY 2018-19. The full board will be seeing a presentation on this in the near future.
- 5) Chair Faltings reported that she attended an ESS/Parent Advisory Committee meeting on May 15th at Junction ESS. They discussed coordinator recruitment, and enrollment figures for both ESS and PAL; plans for summer activities; and bus routes on the west end of town curtailed during summer. Chair Faltings suggested staff meet with WHEELS to discuss schedules and route coverage. Others topics discussed were concerns over differences in head lice policies; LVJUSD will be spending bond money to improve Livermore school sites which will impact some ESS programs and tot lot sites;
- 6) Director Palajac reported on her attendance at the Livermore Downtown Committee meeting on May 15, 2018. Items discussed were the preparations being made for the May 2018 Livermore Downtown Festival; and the all new Livermore Half Marathon.

10. MATTERS INITIATED/ANNOUNCEMENTS BY THE DIRECTORS

- 1) Director Palajac reported that she and GM Barry attended the CSDA Special District Legislative Days on May 22-23, 2018.

- 2) Director Palajac reported that while attending the Livermore Downtown Committee meeting on May 15, Livermore Vice Mayor Bob Woerner asked that LARPD review the Camp Shelly Reservation system, as Director Pierpont had also suggested as a previous matter initiated. She encouraged Staff to communicate with Vice Mayor Woerner about the issue which was recently presented before the Facilities Committee.
- 3) Director Wilson announced that the Livermore Valley Chamber of Commerce will be hosting a trip to Tuscany in November. Chair Faltings recommended that Staff confirm that LARPD Board members are registered on the LVCC email distribution list to receive future newsletters and notices.
- 4) Director Furst asked for advice from District Legal Counsel Rod Attebery on how board members should report the belt buckles received from the Rodeo Association.

11. MATTERS INITIATED/ANNOUNCEMENTS BY THE GENERAL MANAGER

GM Barry made the following announcements:

- 1) Recreational swim has opened at the RLCC Aquatic Center. As of May 19, hours are Saturdays and Sundays from noon until 6:00 PM.
- 2) Junior Giants Summer Program will kick-off with a First Pitch meeting on Thursday, May 31 at 6:00 PM at the RLCC. This free program is more than just baseball. With the help of coaches and teammates, boys and girls will learn about the four bases of character development, confidence, integrity, leadership and teamwork as well as the importance of education, health and bullying prevention.
- 3) Folks are encouraged to sign-up for summer programs.
- 4) Update on the Altamont Creek Playground Project being done by the Livermore Valley Joint Unified School District (LVJUSD) in partnership with LARPD. Construction has been delayed. The bids have come back too high. Once new bids come in, it is anticipated that construction can begin in late summer/early fall.
- 5) GM Barry recognized and thanked AGM Lord, ASM Schneider, Parks and Facility Manager Aizawa and others who were involved in the maintenance exchange with the City of Livermore, saying it was a great team effort.

12. ADJOURNMENT

There being no further business, the meeting adjourned at 7:53 p.m.

APPROVED,

Maryalice Summers Faltings
Chair, Board of Directors

ATTEST:

Timothy J. Barry
General Manager and
Ex-officio Clerk to the Board of Directors

LIVERMORE AREA RECREATION & PARK DISTRICT
4444 East Avenue, Livermore, CA 94550-5053
(925) 373-5700

MONTHLY REPORT FOR MAY 2018 (#71-11)

TO: BOARD OF DIRECTORS

FROM: TIMOTHY J. BARRY, GENERAL MANAGER

GENERAL SUMMATION: Staff conducted two recruitments and made selections for the Marketing and Operations Supervisor position and the Human Resources Analyst position this month. Excellent candidates were selected and will start work June 18th. Finishing touches were put on two intergovernmental partnerships this month. The first is the Maintenance Exchange with the City of Livermore, whereby Robertson Park Road will be maintained by the city, and the Barn and a 3.5 mile segment of the Arroyo Mocho Trail will be maintained by LARPD. The second partnership is a playground replacement project at Altamont Creek Park whereby the Livermore Valley Joint Unified School District will do the purchase, installation and project management for the playground and LARPD will pay ½ the cost. This playground, while at the park, is in close proximity to Altamont Creek School and is used daily by the students. Staff worked with the Finance, the Facilities Committee and the Personnel Committee regarding proposed annual budget proposals for FY 2018-19 in preparation for board presentation and consideration in June. Several Directors and staff attended the city's groundbreaking ceremony for Stockman's Park which will be a central feature of the city's new downtown specific plan. Directors and staff attended two trainings this month, the CSDA Legislative Days at the state capital, and the Calif. Association of Recreation and Park District's Annual Conference in Lake Tahoe.

Matters Initiated:

May 9 Board Meeting:

- 1) Please include a sign to designate an "All Gender" restroom near the gym in LARPD's recreation building (Wilson) **Staff is ordering signs.**
- 2) Please encourage staff to create a video highlighting LARPD (Faltings) **Staff will look into engaging high schools and Las Positas College for student projects.**

May 23 Board Meeting:

- 1) Please communicate with Vice Mayor Woerner about the Camp Shelly reservations procedure which was recently presented before the Facilities Committee (Palajac) **Staff discussed these procedures with the Facilities Committee and is working on solutions to the problems experienced by some citizens in acquiring reservations for the summer. Vice Mayor Woerner will get an email via the City Manager from us with our actions.**
- 2) Please contact the LVCC to ensure that all LARPD Directors are included on their newsletter email distribution list (Faltings) **Staff has made this request of LVCC.**
- 3) Please confirm if/how the Directors should report the receipt of belt buckles from the Stockmen's Rodeo Association (Furst) **General Counsel Attebery will research and present his findings to Directors on this issue.**

BOARD OF DIRECTORS: Board Members attended two regular Board meetings, six committee meetings and one community liaison meeting in May. Directors also attended meetings at the following:

- Chamber of Commerce Business Alliance
- Livermore Cultural Arts Council
- Livermore Downtown
- ESS/Parent Advisory Committee
- Alameda County Chapter of the California Special District Association (CSDA)
- CSDA Special Districts Legislative Days
- California Association of Recreation and Park Districts Annual Conference

Board actions for the month included: approved the deletion of certain fixed asset equipment from the District's records; approved an additional \$165,000 to the Camp Shelly ADA Restroom/Shower Facility Improvements; approved a facility maintenance exchange with the City of Livermore; and commended the Livermore Stockmen's Rodeo Association.

ADMINISTRATIVE SERVICES - FINANCE/HUMAN RESOURCES/INFORMATION TECHNOLOGY:

Finance: Budgets for FY18-19 Operating results and Capital Improvement Program (CIP) spending for the three years beginning FY18-19 were presented to the Finance Committee and, for CIP, the Facilities Committee. Staff recommended approval of the budgets and received it from both Committees, and are we are now focused on preparing for our June 13th Budget Workshop. Great job done by supervisors and managers and Financial Analyst Dreher.

Audit: Our FY16-17 audit is woefully late. We finally received a draft of the audit on May 30th (clean), and are now focused on preparing our Management Discussion and Analysis. Accounting Supervisor Loucks is working with our Audit partner to establish a calendar and action plan for the FY17-18 Audit that will reflect an entirely achievable goal of completion by January 2019.

Strategic Financial Plan: Manager Schneider and GM Barry generated an RFQ that was sent to four potential vendors. We're working through an accelerated calendar (kick off week of June 25th) to ensure that we include GM Barry's guidance in discussion with the vendor prior to his retirement in early July.

CIP: We had a successful discussion with the City of Livermore engineering team that has clarified eligibility requirements for AB1600 funding. Next steps are to generate an MOU to be completed with the City that provides a clear framework for the allocation and use of AB1600 funds between LARPD and the City.

Human Resources: Our offer to new HR Analyst Megan Shannon was accepted and she will begin her career with LARPD on June 18th. PHEW.... Megan comes to us after having spent several years in various capacities with the town of Danville, most recently as HR Analyst.

Personnel Commission and Personnel Committee: Staff reviewed Salary and Benefit recommendations for FY18-19, including the results of GM Barry's information gathering sessions with Full time and Part-time benefited staff, whose priorities have been accommodated in the FY18-19 preliminary operating budget. Both the Commission and the Committee approved staff's recommendations for salary and benefit programs for the upcoming fiscal year.

Recruitment: Aside from on-going efforts in support of summer hiring, staff supported the recruiting process for the youth services coordinator position vacated as a result of retirement.

Information Technology: IT Tech Stevens' efforts to eliminate single points of failure that are allowing periodic interruptions to core systems (phones, desktops, etc...) resulted in a modest spend that will alleviate obvious problem areas at RLCC.

Facilities Team: A special and genuine thanks to Fred Haldeman and Mike Davi for their efforts to reconfigure our Administrative Services area here at RLCC. Terrific work, guys. Thank you.

YOUTH & SENIOR SERVICES/VOLUNTEERS:

Preschool: May is the last month at preschool for the school year. The kids spent time getting ready for the Mother's Day tea, and the end of the year celebration. We are always excited for our Pre-K kids who will be heading to Kindergarten in the fall. We have had many of them since they were babies. It's always a bit sad, but very exciting time for our staff and families.

ESS/PAL: Youth Services - Extended Student Services – ESS and PAL sites have been super busy this month planning for an exciting summer filled with off campus field trips and many enrichment activities on campus. Most sites held their summer parent orientation which included handing out summer packets and forms to update for the new fiscal year. PAL held an all site family orientation at the Community Center in the Cresta Blanca room. This event was very well attended and enrollment in the PAL programs is strong. Staff from ESS and PAL just renewed their water safety training at the RLCC Aquatic Center and many attended the final CPR and First Aid training for the season.

Seniors – 50+: Thirty-four of our traveling group headed to Ireland and Scotland this month, led by our two leaders Joan and Paula. They also did a 49 mile narrated drive through San Francisco, and many commented on how much they learned. The Gold Country Overnight trip was a success. Every year our participants look forward to the "Mystery Trip". Nobody knows where they are going until they arrive. This year we had a waitlist, so we offered it on consecutive days, but the first group had to keep the "mystery". They ended up going to the Vallejo Marina on a narrated boat tour on the Napa River, with lunch on the boat.

The Scottish Highland Fling Social with Scottish dancing and music featuring GM Barry in his Scottish attire was enjoyed by a small group of seniors along with a day trip to Alviso Adobe Park Tour and Picnic in Pleasanton. We had two presentations this month, Identify Theft and Medication.

Volunteer Program: We are holding orientation for our summer volunteers in nature camp, aquatics, special events and ESS.

RECREATION:

Public Information - Marketing/Communications: It's a start of the Fall Activity Guide production which will feature programs from September 2018 to December 2018; we hope to have the upcoming brochure mailed out to Livermore area residents and business owners by mid-August 2018. We are also working hard on the completion of the new website; our goal is to launch it this upcoming July 2018.

Facilities Event Rentals: As we dive on into summer, our facility event rentals are booming. This past month, we held our annual Olympic and World Chess Champion competition which is a two day tournament in the gymnasium and Cresta Blanca Ballroom. We had over 700 children compete! The City of Livermore held their annual Civic Appreciation Dinner and Awards Luncheon in the Cresta

Blanca Ballroom. The Livermore Valley Chamber of Commerce held their annual Business Luncheon and the Livermore Valley Joint Unified School District also celebrated faculty retirements in the Crest Blanca Ballroom. We are continuing to welcome and seek new ongoing renters for our facilities, as well as be a special location for life and mile-stone celebrations.

Youth Sports: The Junior Giants “First Pitch” parent meeting was held with 150 parents and players in attendance to learn the expectations and the details of the Reading Program, Health Week, Anti-Bullying, and Leadership elements of the program. We are still taking registration for this program and expect an additional 20 more registrations before they start practice on the field. Staff has been busy preparing for summer, which is approaching quickly!

Adult Sports: All adult sports are in full swing; Softball, Basketball, Soccer and Ultimate Frisbee. We are looking to possibly add volleyball to our adult sports programs.

Field/Gymnasium Rentals: Stanford University held a soccer showcase event at Robertson Park. This was their third event with LARPD, and we look forward to continually work with them in the future. Club V.I.P Volleyball is one of our independent contractors, they held a volleyball tournament in the gymnasium where teams from LARPD, City of Pleasanton and Town of Danville played each other. This is a great program that reached a lot of program participants, and we hope to continue and expand this program with upcoming sessions.

Aquatics: May was a very busy month at the pool preparing for the summer programs! On May 14th we began our Toddler Time which allows children under the age of 5 to enjoy the activity pool with their parents. Our LARPD Electric Eels Swim Team began practice with over 130 participants ranging in ages from 5-15 years. On May 19th we officially opened for Recreation Swim on the weekends and rented the pool party spaces seven times since we have opened. On May 30th we began hosting our end of year school parties; one fifth grade class had over 250 students.

Adult & Youth Special Interest Classes: Our Aikido for Kids had twelve students enrolled for the month of May; all class sessions are held at the Livermore Aikido Studio. The Contemporary Abstract Floral Workshop for adults was held on May 5th with eight students; each student learned how to make contemporary abstract floral arrangements.

Special Events: We had 200 mommy and sons attending our annual Mommy/Son Dance that was held on Friday, May 11th from 7-9 pm in the Cresta Blanca Ballroom. This was a sold out event which included a DJ, photo booth, glow necklaces, flowers from the sons to their mothers, and a dessert bar.

The Ravenswood Progress League hosted their annual Ravenswood Tea on Sunday, May 6th at the Ravenswood Historic Site. LARPD staff helped and assisted with event facility setup and cleanup, food preparation and cooking, custom flyer and program design, and served and worked the event. This was a successful and beautiful event with 60 attendees and a perfect way to celebrate Mother's Day.

Customer Business Services: A staff meeting was held Wednesday, May 16th from 3pm-5pm at the Ranger Station which we focused on Camp Shelly reservations, scholarship enrollment, summer hours and aquatic updates.

Youth Commission: Our monthly meeting was held on Monday, May 7th at 7pm in the Elbow Room of the Recreation Building. Commissioners discussed recruitment for 2018-19 year as seven seniors are graduating and leaving. The Civic Appreciation Dinner was held on May 10th at the Robert Livermore Community Center; the dinner acknowledged the Youth Commissioners and their work for the past year.

OPEN SPACE:

General: Open space staff patrolled open space facilities and regional trails as well as other District facilities and parks.

Operations & Maintenance: Open space staff and volunteers performed maintenance on trails and trimmed trees near trails and public areas.

Public Safety: Rangers responded to dog off leash complaints in various LARPD parks, to a report of vehicles parked on the fields at Max Baer, a report of a transient at Ravenswood Historic site, dirt bikes at Robertson Park, and a drone at Cayetano Park. Staff responded to an accident on Arroyo Road with the vehicle off the road and into the park, and to an LPD request to search Sycamore Grove for a missing, distraught subject. Subject was not found in the park.

Resource Management: Staff and volunteers maintained native plantings and removed noxious non-native plant species from Sycamore Grove Park. Open Space staff continued to mow single tracks at Holdener Park and all trails at Sycamore Grove Park, as well as fire breaks in Sycamore Grove Park.

Volunteers: Open Space volunteers worked 160.25 hours performing maintenance on the native gardens, resource monitoring and documentation, performing visitor services, training, and trail surveys.

Environmental/Outdoor Recreation Programs: Open Space staff conducted educational programs for 46 school classes. Healthy Parks Healthy People programs are being held monthly.

Interpretive Programs: Staff conducted eleven weekend nature and recreational programs for the general public.

<u>Monthly Totals</u>	
Sycamore Grove	6965
Daily Average Attendance	225
Horse Trailer Parking Use	52
Parking Fee Revenue	\$7092
Nature Program Attendance	1416

PARK MAINTENANCE:

Event preparations included: Picnics: Intent to use 5, ongoing intent to use and 3 Park rentals, 0 jump house permit and 1 portable restroom. Equestrian Facilities: 1 Gymkhana event.

Graffiti/vandalism clean-up: Volunteer graffiti clean-up 19.5 hours and Park staff 15.5 hours.

Irrigation: Repairs: 147 sprinklers, 2 main lines, 7 lateral lines, 5 irrigation controller, 1 drinking fountain, 22 valves, and 5 valve boxes.

Mechanical work: Service and repairs to 10 vehicles, 9 large pieces of equip. (mowers, chipper, spray rigs and utility vehicles), 3 vehicles and 4 large pieces of equip. sent to auction. Shop maint, meetings, call-outs, walk-ins and vehicle Fire Extinguishers serviced.

Miscellaneous repairs and tasks:

- Rodeo Grounds: Continued grading grounds and parking lot, groomed arena, and Grandstand maintenance.
- Rotary – Eagle Scout tree planting in Jack Williams Park; 15 trees planted.
- El Padro Park slide repair, Jack Williams park damage bench removed, and Marlin Pound park repaired damage basketball hoop.

Tree work:

- Removed one tree, seven broken limbs in four parks, raised low limbs in six parks, trimmed hedges in four parks, pruned roses in one park, and removed tree suckers in four parks.

Weed control: Turf Post-emergent spray – 10 parks, 3 dog parks (1,535 gallons mix sprayed), Post and Pre-emergent spot spray – 11 parks, 2 dog parks, 4 trails, Rodeo Grounds, Weeding – 8 parks, 2 trails, Rodeo Grounds, Rodent Control – 9 parks, 2 dog parks, Rodeo Grounds – 22 treatments.

Zone 7 Weed Spraying: May Broadleaf Post Emergent weed control – 2,825 gallons of mix sprayed.

Living Arroyos Program: May 2018: Summer watering schedule is in full swing Living Arroyo Crew:

- 11,000 gallons of water to keep young riparian vegetation alive on various project sites.
- Spent 17 person hours mowing at various project sites to control invasive species.
- Spent 15 person hours pruning trees for Zone 7 to prevent future flooding in overgrown areas.
- Bio monitored eight sites to assess percent survival rates and vigor of planted material.
- Participated in Riparian Bird Indexing (RBI) with Kyle Marsh from Point Blue Conservation Science, as part of the educational component of the program. RBI will be used as a way to qualify the regeneration or decline of riparian habitat as projects mature. Birds are used as indicator species of various aspects of riparian health. The presence or absence of certain species can tell you what parameters of the ecosystem are in good shape or are degraded.
- Conducted a field study for Zone 7 to measure canopy cover at an experimental site (B5). As sites mature, part of the success criteria is reaching certain percentages of canopy cover.

For more information regarding the 2018-2019 Volunteer Season please visit:
livingarroyos.org/get-involved/

Respectfully submitted,


Timothy J. Barry
General Manager

Livermore Area Recreation and Park District

Staff Report

TO: Chair Faltings and Board of Directors

FROM: Timothy J. Barry, General Manager

PREPARED BY: Patricia Lord, Assistant General Manager

DATE: June 13, 2018

SUBJECT: Public Hearing: Adoption of the Final Supplemental Initial Study/Mitigated Negative Declaration for the Arroyo del Valle Pedestrian Bridge Project

COMMITTEE: Facilities Committee Reviewed and Recommended Approval of Draft Supplemental Initial Study on February 22, 2018

RECOMMENDATION: That the Board of Directors adopt Resolution No. ____, approving the adoption of the Final Supplemental Initial Study/ Mitigated Negative Declaration for the Arroyo del Valle Pedestrian Bridge Project.

BACKGROUND: As part of the ongoing and successful partnership between LARPD and Tri-Valley Conservancy (TVC), both agencies have worked toward expanding Sycamore Grove Park and constructing a bridge over the Arroyo Del Valle within the park. The proposed bridge in Sycamore Grove Park provides year-round passage over the arroyo for equestrians, pedestrians, and also is capable of accommodating light service vehicles. At times, the water flow through the arroyo is high enough that the temporary wooden bridge must be removed, thus eliminating passage over the arroyo for trail users. The proposed project would also improve trails near the bridge approaches on both sides of the creek, relocate an existing outdoor campfire area, and provide additional public amenities.

On February 22, 2018, the Facilities Committee reviewed and recommended to the Board of Directors to approve the Draft Supplemental Initial Study (SIS) and Mitigated Negative Declaration (MND). On February 28, 2018, the Board of Directors approved the Draft SIS/MND for the Arroyo Del Valle Pedestrian Bridge Project. LARPD released the Draft SIS/MND for review and comments to all agencies, organizations and interested persons. The 30-day public review period took place from April 20, 2018 through May 21, 2018. WRA Environmental Consultants (WRA) received public comments and incorporated minor changes to the SIS/MND, mainly Section 6.0. WRA also added Appendix F, which is a mitigation monitoring reporting program. This SIS evaluates the potential environmental impacts, which might reasonably be anticipated to result from implementation of the Arroyo del Valle Pedestrian Bridge Project. See Attachment A for a copy of the Final Supplemental Initial Study/Mitigated

Negative Declaration for the Arroyo del Valle Pedestrian Bridge Project. The next steps for completing CEQA is outlined in “The Arroyo Del Valle Pedestrian Bridge Project Design and Permitting Update” from Wildscape Engineering, WRA Environmental Consultants, and Tri-Valley Conservancy. (See Attachment B)

FISCAL IMPACT: There is no fiscal impact at this time for LARPD associated with the Adoption of the Final Supplemental Initial Study/Mitigated Negative Declaration for the Arroyo del Valle Pedestrian Bridge Project.

Attachments

- A. Final Supplemental Initial Study for the Arroyo del Valle Pedestrian Bridge Project
- B. Arroyo Del Valle Pedestrian Bridge Project Design and Permitting Update

Final Supplemental Initial Study/Mitigated Negative Declaration for the Arroyo Del Valle Pedestrian Bridge Project

UNINCORPORATED ALAMEDA COUNTY, CALIFORNIA

Prepared For:

Livermore Area Recreation and Park District
4444 East Ave
Livermore, California 94550
Contact: Timothy Barry
tbarry@larpd.org

Prepared By:

WRA, Inc.
2169-G East Francisco Boulevard
San Rafael, California 94901
Contact: Jonathan Hidalgo
hidalgo@wra-ca.com

Date:

June 2018



TABLE OF CONTENTS

1.0 INTRODUCTION AND PURPOSE.....	1
2.0 PROJECT INFORMATION	1
2.1 PROJECT TITLE	1
2.2 LEAD AGENCY NAME AND ADDRESS	1
2.3 CONTACT PERSON AND PHONE NUMBER	1
2.4 PROJECT LOCATION.....	1
2.5 GENERAL PLAN DESIGNATION AND ZONING DISTRICT	5
2.6 SURROUNDING LAND USES AND SETTING	5
3.0 PROJECT DESCRIPTION	5
3.1 PROJECT BACKGROUND	5
3.2 PROJECT CONSISTENCY ANALYSIS.....	6
3.3 PROJECT DESCRIPTION.....	6
3.4 PROJECT –RELATED APPROVALS, AGREEMENTS, AND PERMITS.....	11
4.0 ENVIRONMENTAL FACTORS POTENTIALLY AFFECTED.....	13
4.1 AESTHETICS	15
4.2 AGRICULTURAL AND FORESTRY RESOURCES	18
4.3 AIR QUALITY.....	19
4.4 BIOLOGICAL RESOURCES	22
4.5 CULTURAL RESOURCES.....	46
4.6 GEOLOGY AND SOILS	50
4.7 GREENHOUSE GAS EMISSIONS	53
4.8 HAZARDS AND HAZARDOUS MATERIALS.....	55
4.9 HYDROLOGY AND WATER QUALITY	60
4.10 LAND USE AND PLANNING.....	64
4.11 MINERAL RESOURCES.....	68
4.12 NOISE	69
4.13 POPULATION AND HOUSING	72
4.14 PUBLIC SERVICES	73
4.15 RECREATION	76
4.15 TRANSPORTATION AND TRAFFIC	77
4.18 UTILITIES AND SERVICE SYSTEMS	80
4.19 MANDATORY FINDINGS OF SIGNIFICANCE.....	83
5.0 REFERENCES	85
SETTING REFERENCES.....	85
6.0 RESPONSE TO COMMENTS ON THE DRAFT INITIAL STUDY/PROPOSED MITIGATED NEGATIVE DECLARATION.....	89

LIST OF FIGURES

Figure 1. Regional Location Map	2
Figure 2. Aerial Photograph of the Project Area	3
Figure 3. Biological Communities	27

LIST OF TABLES

Table 1. Sensitive Natural Communities.....	24
Table 2. Description of CNPS Ranks and Threat Codes	36
Table 3. Average Noise Levels for Various Construction Activities.....	70

LIST OF APPENDICES

Appendix A.	Sycamore Grove Park Extension Resource Management Plan
Appendix B.	Sycamore Grove Park Extension Resource Management Plan Final Initial Study/Negative Declaration
Appendix C.	Shadow Cliffs to Arroyo Del Valle Regional Trail: Arroyo Del Valle Bridge Feasibility Study
Appendix D.	Construction Site Plans and Technical Specifications
Appendix E.	Biological Resources Assessment
<u>Appendix F:</u>	<u>Mitigation Monitoring Reporting Program</u>

1.0 INTRODUCTION AND PURPOSE

This Supplemental Initial Study/Mitigated Negative Declaration (SIS/MND) is being prepared to conform to the requirements of the California Environmental Quality Act (CEQA), the CEQA Guidelines (California Code of Regulations 15000 et. seq.), and the regulations and policies of the Livermore Area Recreation and Park District (LARPD). This SIS/MND evaluates the potential environmental impacts and mitigation measure, which might reasonably be anticipated to result from implementation of the Arroyo Del Valle Pedestrian Bridge Project (proposed project).

The LARPD is the Lead Agency under CEQA and has prepared this SIS/MND to address the impacts of implementing the proposed project. The purpose of the project is to provide a permanent public crossing of the Arroyo Del Valle Creek within the park, providing park users with year-round access across the creek and trail connections to two popular East Bay Regional Park District (EBRPD) parks, Del Valle and Shadow Cliffs Regional Parks.

2.0 PROJECT INFORMATION

2.1 Project Title

Arroyo Del Valle Pedestrian Bridge Project

2.2 Lead Agency Name and Address

Livermore Area Recreation and Park District
4444 East Ave
Livermore, California 94550

2.3 Contact Person and Phone Number

Timothy Barry
tbarry@larpd.org
(925) 373-5700

2.4 Project Location

The project site is located within the southeastern portion of Sycamore Grove Park in unincorporated Alameda County, California (APN 099-500-2-12 and 099-500-2-14), see Figure 1 (Regional Location Map). The project site encompasses Sycamore Grove Park land owned by the LARPD and property deemed the East Sycamore Grove Park Extension, which was transferred to LARPD in 2006. The project site is immediately bordered to the north, south, and west by undeveloped land and an existing LARPD park amphitheater. The eastern edge is bound by Arroyo Road, an existing parking lot, commercial buildings, and agricultural lands. See Figure 2, Aerial Photograph of the project site.

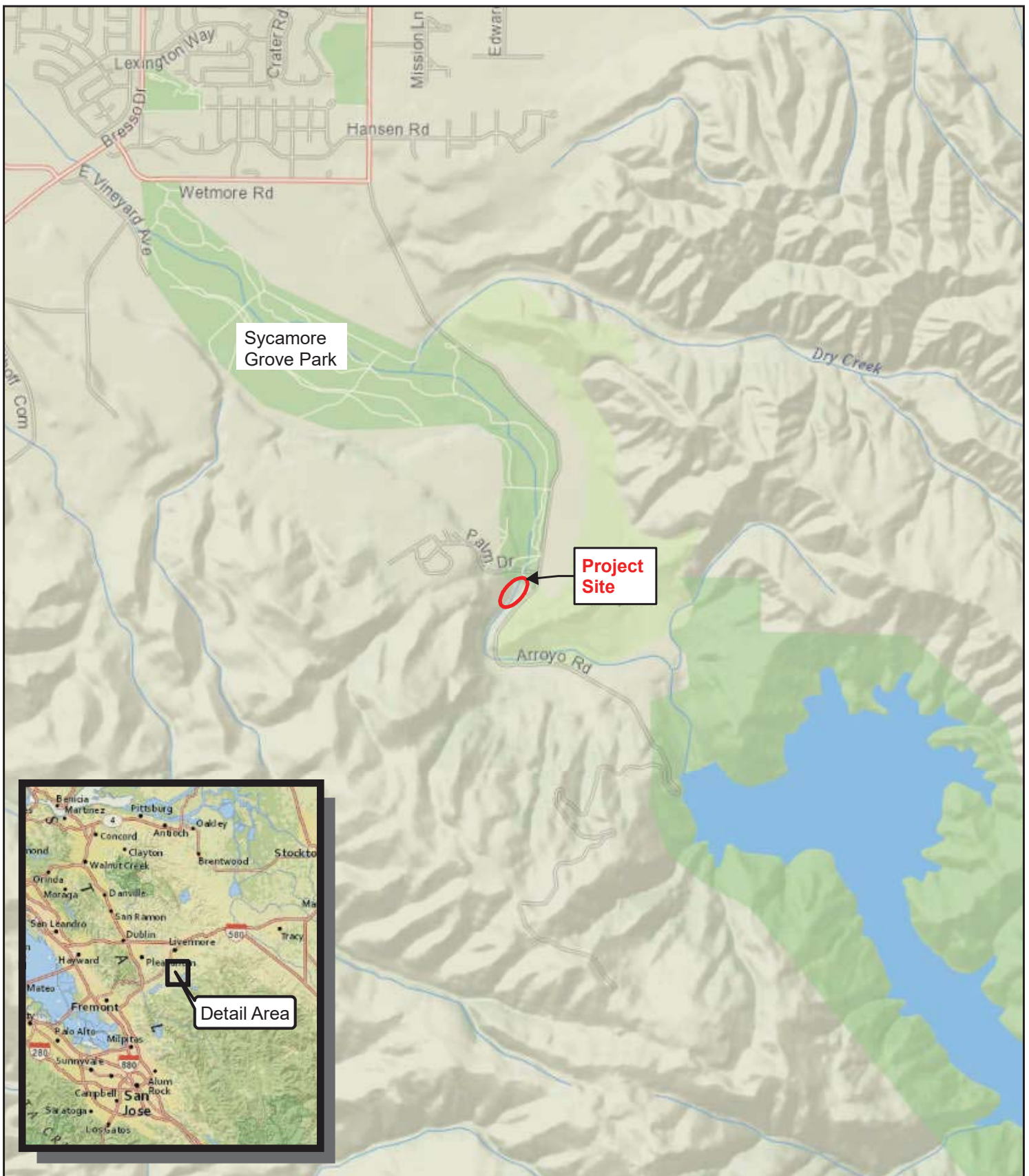
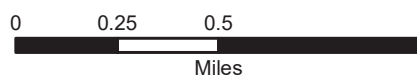


Figure 1. Regional Location Map

Arroyo Del Valle Pedestrian Bridge
Alameda County, California



Map Date: March 23, 2018
Map By: Scott Mortensen
Base Source: ESRI/National Geographic



Figure 2. Aerial Photograph of the Project Site



Arroyo del Valle Pedestrian Bridge Project
Alameda County, California

0 25 50 100
Feet

Map Prepared Date: 8/23/2017
Map Prepared By: czumwalt
Base Source: USGS 2011
Data Source(s): WRA

2.5 General Plan Designation and Zoning District

General Plan Designation: Parklands (East County Area Plan)

Specific Plan Designation: Parks/Regional Open Space (ROS) (South Livermore Area Plan)

Alameda County Use Code: 0300 (Exempt Public Agency)

2.6 Surrounding Land Uses and Setting

Surrounding land uses include parklands to the north and west (Sycamore Grove Park and Extension) and south (Del Valle Regional Park). Privately-owned commercial and agricultural lands are located to the east of the project site on lands designated as Large Parcel Agriculture, according to the East County Area Plan (2002).

3.0 PROJECT DESCRIPTION

3.1 Project Background

The Sycamore Grove Park Extension Resource Management Plan (RMP) includes restoration and recreation projects within the Sycamore Grove Park Extension property. The purpose of the restoration and recreation projects is to protect and enhance biological resources while providing public access and recreational opportunities. The RMP is included as Appendix A in this SIS/MND.

2012 Sycamore Grove Park Extension Resource Management Plan Project Description

As identified in the RMP, the project area included plans for the creation of a multi-use trail for pedestrians, bicycles, and horses as well as associated infrastructure, such as trail signage and bridge crossings. This project was ultimately not constructed. The following is the project description as stated in the RMP. The proposed trail would connect the West and East Sycamore Grove Park Extension areas and connect LARPD's Sycamore Grove Park to EBRPD's Del Valle Regional Park. The preferred alignment for the proposed multiuse trail would begin and run through the northeast side of the West Sycamore Grove Park Extension and travel through the Veteran's Administration Palo Alto Health Care System – Livermore Division property before entering the East Sycamore Grove Park Extension. Within East Sycamore Grove Park Extension, the trail would parallel an existing road, cross an ephemeral drainage via an existing bridge, and travel downslope to Arroyo Del Valle Creek. The trail would then cross Arroyo Del Valle Creek on another bridge, continue along the east side of the creek, and terminate at the Arroyo Staging Area in Sycamore Grove Park. Proposed infrastructure developments associated with the multi-use trail would were to include: approximately 0.68 miles of 5-foot-wide trail surface constructed with either decomposed granite or dirt, 12-foot-wide trail approaches constructed with compacted A/B (crushed rock), 8-foot-wide asphalt/concrete pavement, two bridge crossings, and a number of informational signs. The bridge crossings would be designed to accommodate pedestrians, bicycles, and horses.

3.2 Project Consistency Analysis

In April 2014, an Initial Study/Negative Declaration (IS/ND) was prepared for the LARPD for the RMP. This project provided guidelines for the long-term management of the project site and outlined the allowable uses of the project site in accordance with the conservation easement. Specifically, the RMP outlines land management activities designed to meet goals, objectives, and strategies established for the project site. The 2014 Initial Study analyzed the potential project impacts according to the CEQA Guidelines Appendix G, and it was determined that the project would have no impact or less than significant impacts on all resource areas contained in Appendix G of the CEQA Guidelines.

This SIS/MND evaluates the potential impacts of the Arroyo Del Valle Pedestrian Bridge Project, which provides specific designs for bridge construction. The RMP provides for one recreation project that includes the creation of multi-use trail for pedestrians, bicycles, and horses, as well as associated infrastructure, such as trail signage and bridge crossings. The RMP analyzed a conceptual bridge crossing over Arroyo Del Valle Creek; although, the bridge had not been designed at the time. This conceptual analysis assumed the bridge would be a clear span structure located to avoid impacts to riparian vegetation on both banks of Arroyo Del Valle Creek. Bridge footings were assumed to be designed and located at or above the elevation of high terrace of the respective floodplain.

Changes from the conceptual bridge previously analyzed (i.e. detailed bridge design) are discussed in Section 3.3 (Project Description) below. The Arroyo Del Valle Pedestrian Bridge Project has been designed to remain consistent with the assumptions of the 2014 IS/ND. Therefore, this SIS/MND will analyze potential impacts of the specific bridge design on 1) Aesthetics, 2) Biological Resources, and 3) select environmental questions, but rely on the conclusions of the 2014 IS/ND for all other environmental resource categories.

3.3 Project Description

As part of the Sycamore Grove Extension Resource Management Plan, the LARPD proposes to construct one of the two bridges that was proposed in the 2012 RMP project description to accommodate pedestrian access. The Arroyo Del Valle Pedestrian Bridge Project would provide a permanent public crossing of the Arroyo Del Valle Creek within the park providing park users with year-round access across the creek. Currently, the LARPD maintains a temporary seasonal footbridge across the creek that provides access to park facilities and is removed during periods of high flow events in coordination with Del Valle reservoir and dam operations. The proposed bridge would replace this existing temporary bridge and would complete a critical piece of the EBRPD trail system by connecting Shadow Cliffs Regional Park to Del Valle Regional Park and providing a permanent crossing over the creek within Sycamore Grove Park. The proposed project would also improve trails near the bridge approaches on both sides of the creek, relocate an existing outdoor campfire area, and provide additional public amenities.

Project Components

Bridge Design

The project proposes to construct an equestrian-friendly, pedestrian bridge that would also be capable of accommodating light service vehicles. The bridge would be located over Arroyo Del Valle Creek perpendicular to Arroyo Road, directly adjacent to the south is the Sycamore Grove Park East Extension property. The proposed bridge would be constructed as a 135-foot-long, single-span, steel truss bridge. The two-lane bridge would be 9 feet and 4 inches in width with wood decking and supported on both ends by reinforced concrete abutments with helical piers. No permanent supports would be placed in the creek. Wing walls from both abutments would alleviate flood forces on the abutments and would aid in achieving no rise in 100-year water surface elevation as designated by the Federal Emergency Management Agency (FEMA). Small retaining walls would be included along both approaches to the bridge to minimize disturbance and grading requirements. The retaining walls would include a trenched in drain in order to backdrain to the outlet through the downstream wingwall. The slopes from the edge of the pathway to the abutment wingwalls would not exceed 3:1 horizontal:vertical.

Trail Improvements

New trail connections would be constructed from the bridge abutments to existing trails. The primary access trail from the Arroyo Road entrance parking lot would be an 8-foot-wide asphalt/concrete paved, Americans with Disabilities Act (ADA) compliant, pedestrian path approximately 130 feet in length. New visitor amenities including benches, interpretive signs, and horse mounts would be installed intermittently along the pedestrian pathways on both sides of the new bridge crossing and a donor wall/seating area would be installed on the opposite side of the creek near the new bridge's west terminus. An ADA compliant turn around area at this location would mark the end of ADA compliant access. From here, the connections to existing trails and to the new outdoor amphitheater area would be a 5-foot-wide decomposed granite trail aligned to minimize tree removal and grading requirements. Graded connections would extend approximately 55 feet to the southwest and 45 feet to the north. Remaining connections to the southwest (approximately 110 feet) and to the northeast (approximately 160 feet) would occur along flat alignments to be field-fit by LARPD staff. A final connection would be developed from the existing 4-foot-wide dirt path on the east side of the creek to the new ADA compliant path where it leaves the parking lot. This connection would be approximately 80 feet in length and 4 feet in width. Approximately 270 feet of existing 4-foot-wide dirt trail on the west side of the creek and 105 feet on the east side of the creek would be decommissioned and revegetated.

Campfire Relocation

The relocated outdoor campfire area would be relocated from its current location near the west abutment of the proposed bridge to a new location approximately 170 feet to the northeast. A new fire pit and new log seating would be installed in this area.

Grading and Tree Removal

The construction of the new bridge would involve excavating ground for the abutments and retaining walls using backhoes and excavators, pile driving supports for the new abutments, and placing reinforced steel and concrete. These activities would take place above ordinary high water mark (OHWM), on the creek banks and in adjacent the floodplain. Once the abutments are in place, the bridge would be transported to the site and installed using a crane; equipment would work mostly from the top of the creek banks. The proposed project would require the excavation of approximately 160 cubic yards of cut material that would be used as fill on-site. An additional 110 cubic yards of fill would be imported to the site.

Eight trees are proposed for removal, including a large hazard cottonwood tree in the vicinity of the proposed bridge's western terminus. The remaining seven trees range from 6 to 18 inches diameter at breast height (dbh). Additional overhanging branches near the bridge alignment would be pruned to avoid damage by equipment. Tree protection measures for trees to be preserved within the project site would be as follows:

- Orange construction fencing shall be installed outside of the tree dripline. If/where space is not adequate to install fencing outside of the dripline, 2x4 inch boards shall be placed around the trunk and secured with bailing wire for tree protection.
- Disturbed areas shall be revegetated.
- All pruning of existing trees shall be performed by an International Society of Arboriculture (ISA) Certified Arborist or Contractor experienced in pruning work as directed by the ISA Certified Arborist or Conservancy Representative. Pruning and structural tree repair shall comply with the guidelines established by the ISA Tree Pruning Guidelines, current edition. Low hanging limbs of saved trees shall not be pruned prior to grading, or any equipment mobilization on the site.
- The Contractor shall coordinate with the Construction Manager, Tri-Valley Conservancy (TVC) Representative, and LARPD Representative regarding potential for on-site use and/or on-site storage for later use of all trees or other plant materials removed from the construction site.
- The Contractor shall dispose of all unwanted material resulting from site clearing and grubbing in a timely, safe, and acceptable manner, in accordance with applicable laws and ordinances. It shall be the Contractor's responsibility to locate an appropriate disposal facility and transport materials for disposal to said facility.
- No burning or burial of vegetation material shall be allowed.

After the bridge is installed, the small retaining walls would be formed and poured in place and grading of the approaches would be conducted. The approach path to the bridge from the parking lot would then be prepared by placing subbase and asphalt/concrete pavement and the dirt connection trail would be cleared and graded. Decomposed granite would then be delivered to the site and installed along the new trail connections on the west side of the creek. Finally, new amenities including seating areas, interpretive panels, horse mounts, and benches would be installed.

Connecting dirt trail alignments to the proposed bridge and the campfire area would be flagged by LARPD staff; their main goal will be to determine alignments which avoid any impacts to trees. The connection trails would require the import of approximately 31 cubic yards of aggregate base and six cubic yards of decomposed granite.

Construction Access and Staging

Construction access to the project site would be from Arroyo Road (east side) via the Arroyo Road parking lot in Sycamore Grove Park and from Veterans Road (west side) via Veterans Park parking lot under the supervision of LARPD staff. The majority of access would be from the Arroyo Road parking lot in Sycamore Grove Park, which would also be used for the east construction staging. The contractor would coordinate with LARPD for temporary staging in the Veteran Park parking lot as a western construction staging area. A chain link fence would be placed within the Sycamore Grove Park and the Arroyo Road entrance to the park to separate staging areas and material storage from the rest of the parking lot, which would still be accessible to the public during construction. Chain link fence with weighted fiber roll along the toe would be installed around the perimeter of the staging areas. Other temporary erosion control and water quality protection to be installed would include construction limit fencing along the limits of project disturbance and silt fence on the creek side of the project disturbance areas. Signage and barricades would be placed along the public access trails entering the project site during construction. The proposed project would comply with SWPP and current building codes.

Landscaping

The proposed project would include landscaped elements throughout the project site. Landscaping would include the areas adjacent to the trail, immediately prior to both the eastern and western approaches. As illustrated in the Planting Plan in Appendix D (Site Plans), approximately 0.30 acres of the project site would introduce native seeding and 0.30 acres would be planted with native trees and shrubs. The Native Seed Mix for the project site would include the following species: common yarrow (*Achillea millefolium*), California brome (*Bromus carinatus*), blue wild rye (*Elymus glaucus*), California poppy (*Eschscholzia californica*), small fescue (*Festuca minutiflora*), blue fescue (*Festuca californica*), miniature lupine (*Lupinus bicolor*), meadow barley (*Hordeum brachyantherum*), purple needlegrass (*Stipa pulchra*), and tomcat clover (*Trifolium willdenovii*). The native trees and shrubs for the project site include the following species: toyon (*Heteromeles arbutifolia*), sticky monkeyflower (*Mimulus aurantiacus*), Fremont cottonwood (*Populus fremontii*), coast live oak (*Quercus agrifolia* var. *agrifolia*), California gooseberry (*Ribes californicum*), California blackberry (*Rubus ursinus*), arroyo willow (*Salix lasiolepis*), blue elderberry (*Sambucus nigra*), and upright snowberry (*Symphoricarpos albus*). The following measures will be implemented to ensure the seed mix and planting are properly integrated into the existing environment:

1. The seed mix shall be applied within the limits of disturbance, excluding the campfire area, and plants shall be installed within the limit of grade.
2. Plants shall be installed at elevations relative to the stream thalweg similar to plants of the same species within the Arroyo Del Valle Creek.
3. Plants shall be installed in clusters to mimic the existing adjacent native riparian vegetation communities of the Arroyo Del Valle Creek.

Phasing and Scheduling

Construction will take place on weekdays, between the hours of 7:00 a.m. and 6:30 p.m., unless otherwise approved by the TVC and LARPD on a case by case basis. Construction is anticipated to begin in mid-to-late summer 2018 and would last for approximately three months.

Erosion Control Plan

An Erosion Control Plan would be part of the proposed project. Erosion control measures are provided in the Construction Plans (Appendix D). The following measures will be used during the construction phase of the proposed project:

Silt Fencing

- Silt fencing will be used in areas where sheet flows occur.
- Silt fencing should be woven polypropylene with a minimum width of 36 inches and minimum tensile strength of 100 lb force.
- Install along a level contour so water does not pond more than 1.5 feet at any point along the silt fence.
- Provide sufficient room for runoff to pond behind the fence and to allow sediment removal equipment to pass between the silt fence and toes of slopes or other obstructions.
- Turn the ends of the filter fence uphill to create a “J” shape, to prevent stormwater from flowing around the fence.
- Leave an undisturbed or stabilized area immediately down slope from the fence where feasible.
- Silt fences should remain in place until the disturbed area is permanently stabilized.
- Remove sediment when deposits reach approximately 1/3 height of the barrier.

Erosion Control Blanket

- Slope surface shall be smooth, and free of rocks, dirt clods, and sticks.
- Apply seeding and soil inoculant to the bank before installing blankets.
- Lay blankets loosely and stake to maintain direct contact with the soil. Do not stretch blankets.
- Drive stakes flush with blanket.

Temporary Chain Link Fence

- The fencing shall be 6-feet in height, #9 gage fence fabric, and standard two-inch chain link diamond mesh.

Exclusion Fence/Fiber Roll Combination

- Fiber rolls shall be biodegradable and weed free.
- Orange safety fences shall be high density polyethylene with a mesh opening of approximately one inch by four inches and minimum height of four feet.
- Fiber roll silt barrier shall be installed along contour and on slopes 2H:1V or flatter.
- Fiber roll shall be installed by shaping a four inch deep furrow to match the shape of the log, securing in furrow with wooden stakes, and tamping the ground around the fiber roll to fill voids between the log and the ground.

Fiber Roll

- On pavement: gravel bags weights shall be placed on unweighted fiber rolls.
- Off pavement: fiber roll shall be placed in a four inch minimum trench, with increased soil contact on uphill side, and wooden stakes for securing shall be bound at the top.
- On slope: fiber rolls shall be installed near the slope transition with a 6-inch minimum overlap of rolls. Vertical spacing along the face of the slope will vary between 10-feet to 40-feet.

Exclusion Fence

- Exclusion fence shall be made of high-density polyethylene resin with an approximate mesh opening of one by four inches and minimum height four feet or approved equivalent.
- Exclusion fence shall be supported with metal T-posts, 6-feet long, maximum 12-foot on center and driven into the ground a minimum of one foot.
- Exclusion fence used specifically for vegetation/tree protection shall be supported with metal T-posts placed five feet on center.

Incorporation of Previous Documents by Reference

The proposed project relies upon the analyses included in the Sycamore Grove Park Extension Resource Management Plan Final Initial Study/Negative Declaration (2014) (Appendix B) and the Shadow Cliffs to Arroyo Del Valle Regional Trail: Arroyo Del Valle Bridge Feasibility Study (2015) (Appendix C). The information contained in these documents has been incorporated into this SIS/MND by reference.

3.4 Project –Related Approvals, Agreements, and Permits

The information contained in this SIS/MND will be used by the LARPD (the CEQA Lead Agency) as it considers whether or not to approve the proposed project. If the project is approved, the SIS/MND would be used by the LARPD and responsible and trustee agencies in conjunction with various approvals and permits. These actions include, but may not be limited to, the following approvals by the agencies indicated:

Alameda County Building Inspection

- Building Permit

Alameda County Flood Control

- Watercourse Permit

Alameda County Public Works

- Grading Permit
- Hydraulic Review

California Department of Fish and Wildlife

- Section 1602 Streambed Alteration Agreement

Regional Water Quality Control Board

- Clean Water Act, Application for Section 401 Water Quality Certification or General Waste Discharge Report
- Construction General Permit

Zone 7 Water Agency

- Hydraulic Review
- SDA 7-1 fee

4.0 ENVIRONMENTAL FACTORS POTENTIALLY AFFECTED

The environmental factors checked below would be potentially affected by this project, involving at least one impact that is potentially significant unless mitigation is incorporated, as indicated by the checklist on the following pages.

<input type="checkbox"/>	Aesthetics	<input type="checkbox"/>	Mineral Resources
<input type="checkbox"/>	Agriculture/Forestry Resources	<input type="checkbox"/>	Noise
<input type="checkbox"/>	Air Quality	<input type="checkbox"/>	Population/Housing
<input checked="" type="checkbox"/>	Biological Resources	<input type="checkbox"/>	Public Services
<input type="checkbox"/>	Cultural Resources	<input type="checkbox"/>	Recreation
<input type="checkbox"/>	Geology/Soils	<input type="checkbox"/>	Transportation/Traffic
<input type="checkbox"/>	Hazards/Hazardous Materials	<input type="checkbox"/>	Utilities/Service Systems
<input type="checkbox"/>	Hydrology/Water Quality	<input checked="" type="checkbox"/>	Mandatory Findings of Significance
<input checked="" type="checkbox"/>	Land Use/Planning		

Determination

On the basis of this initial evaluation:

- ☐ I find that the project COULD NOT have a significant effect on the environment and a NEGATIVE DECLARATION will be prepared.
- ☒ I find that although the project could have a significant effect on the environment, there will not be a significant effect in this case because revisions in the project have been made by or agreed to by the project proponent. A MITIGATED NEGATIVE DECLARATION will be prepared.
- ☐ I find that the project MAY have a significant effect on the environment, and an ENVIRONMENTAL IMPACT REPORT is required.
- ☐ I find that the project MAY have a "Potentially significant impact" or "potentially significant unless mitigated" impact on the environment, but at least one effect 1) has been adequately analyzed in an earlier document pursuant to applicable legal standards, and 2) has been addressed by mitigation measures based on the earlier analysis as described on attached sheets. An ENVIRONMENTAL IMPACT REPORT is required, but it must analyze only the effects that remain to be addressed.
- ☐ I find that although the project could have a significant effect on the environment, because all potentially significant effects (a) have been analyzed adequately in an earlier EIR or NEGATIVE DECLARATION pursuant to applicable standards, and (b) have been avoided or mitigated pursuant to that earlier EIR or NEGATIVE DECLARATION, including revisions or mitigation measures that are imposed upon the proposed project, nothing further is required.

Signature
Timothy Barry, General Manager

Date

6-7-18

SUPPLEMENTAL INITIAL STUDY CHECKLIST

This section describes the existing environmental conditions in and near the project area and evaluates environmental impacts associated with the proposed project. The environmental checklist, as recommended in the CEQA Guidelines (Appendix G), was used to identify environmental impacts that could occur if the proposed project is implemented. The right-hand column in the checklist lists the source(s) for the answer to each question. The cited sources are identified at the end of this section.

Each of the environmental categories was fully evaluated, and one of the following four determinations was made for each checklist question:

“No Change from Previously Adopted IS/ND” means that there are no changes to the environmental analysis resulting from the proposed project compared to the previously adopted IS/ND.

“No Impact” means that no impact to the resource would occur as a result of implementing the project.

“Less than Significant Impact” means that implementation of the project would not result in a substantial and/or adverse change to the resource, and no mitigation measures are required.

“Less than Significant with Mitigation Incorporated” means that the incorporation of one or more mitigation measures is necessary to reduce the impact from potentially significant to less than significant.

“Potentially Significant Impact” means that there is either substantial evidence that a project-related effect may be significant, or, due to a lack of existing information, could have the potential to be significant.

4.1 Aesthetics

AESTHETICS — Would the project:	<i>Potentially Significant Impact</i>	<i>Less than Significant with Mitigation Incorporated</i>	<i>Less than Significant Impact</i>	<i>No Impact</i>	<i>No Change from Previously Adopted IS/ND</i>
a) Have a substantial adverse effect on a scenic vista?	<input type="checkbox"/>	<input type="checkbox"/>	<input type="checkbox"/>	<input checked="" type="checkbox"/>	<input type="checkbox"/>
b) Substantially damage scenic resources, including, but not limited to, trees, rock outcroppings, and historic buildings within a state scenic highway?	<input type="checkbox"/>	<input type="checkbox"/>	<input type="checkbox"/>	<input checked="" type="checkbox"/>	<input type="checkbox"/>
c) Substantially degrade the existing visual character or quality of the site and its surroundings?	<input type="checkbox"/>	<input type="checkbox"/>	<input checked="" type="checkbox"/>	<input type="checkbox"/>	<input type="checkbox"/>
d) Create a new source of substantial light or glare which would adversely affect day or nighttime views in the area?	<input type="checkbox"/>	<input type="checkbox"/>	<input type="checkbox"/>	<input checked="" type="checkbox"/>	<input type="checkbox"/>

Environmental Setting

The site is located south of the City of Livermore in unincorporated eastern Alameda County. The project site lies between Sycamore Grove Park and Del Valle Regional Park, and is within the Specific Plan Area of the TVC. The project site encompasses the Arroyo Del Valle Creek, surrounding open space associated with the Arroyo Del Valle Regional Trail, and an existing parking lot adjacent to Arroyo Road (see Figure 2).

Views of the project site are generally limited to the pedestrians, equestrians, and cyclists utilizing the Arroyo Del Valle Regional Trail, visitors utilizing the parking lot, which provides access to the trail, visitors to Wente Vineyard, and vehicles traveling along Arroyo Road.

Within the City of Livermore, Highway 680 is an officially designated state scenic highway and Highway 580 is an eligible state scenic highway. The project site is approximately 5.50 miles to the south of Highway 580 and approximately 7.0 miles east of Highway 680. Existing land uses adjacent to the project site consist of open space within Sycamore Grove Park, parking lots, Wente Vineyards and golf course, and Veterans Road, which provides access to the VA Palo Alto Health Care System.

Regulatory Setting

East County Area Plan Relevant Policies

The East County Area Plan identifies sensitive viewsheds and provides policies regarding the preservation of visual resources and protection of sensitive viewsheds.

Policy 105: The County shall preserve the following major visually-sensitive ridgelines largely in open space use:

1. The ridgelines of Pleasanton, Main, and Sunol Ridges west of Pleasanton;
2. The ridgelines of Schafer, Shell, Skyline, Oak, and Divide Ridges west of Dublin and the ridgelines above Doolan Canyon east of Dublin;
3. The ridgelines above Collier Canyon and Vasco Road and the ridgelines surrounding Brushy Peak north of Livermore;
4. The ridgelines above the vineyards south of Livermore;
5. The ridgelines above Happy Valley south of Pleasanton.

Policy 110: The County shall require that developments are sited to avoid or, if avoidance is infeasible, to minimize disturbance of large stands of mature, healthy trees and individual healthy trees of notable size and age. Where healthy trees will be removed, the County shall require a tree replacement program which includes a range of tree sizes, including specimen-sized trees, to achieve immediate visual effect while optimizing the long-term success of the replanting effort.

Policy 112: The County shall require development to maximize views of the following prominent visual features:

1. The major ridgelines listed in Policy 105;
2. Brushy Peak, Donlan Peak, and Mount Diablo; and
3. Cresta Blanca, near Arroyo Road South of Livermore.

Policy 113: The County shall review development proposed adjacent to or near public parklands to ensure that views from parks and trails are maintained.

Policy 114: The County shall require the use of landscaping in both rural and urban areas to enhance the scenic quality of the area and to screen undesirable views. Choice of plants should be based on compatibility with surrounding vegetation, drought-tolerance, and suitability to site conditions; and in rural areas, habitat value and fire retardance.

Policy 117: The County shall require that where grading is necessary, the off-site visibility of cut and fill slopes and drainage improvements is minimized. Graded slopes shall be designed to simulate natural contours and support vegetation to blend with surrounding undisturbed slopes.

Policy 118: The County shall require that grading avoid areas containing large stands of mature, healthy vegetation, scenic natural formations, or natural watercourses. Policy 119: The County shall require that access roads be sited and designed to minimize grading.

Discussion of Impacts

- a, b) **Less than Significant Impact.** No scenic vistas exist in or near the project site. For the purposes of this analysis, a scenic vista is defined as a vantage point with a broad and expansive view of a significant landscape feature (e.g. a mountain range, the Bay, lake, or coastline), of a significant historical or architectural feature (e.g. views of a historic tower), or of any of the sensitive viewsheds identified in the East County Area Plan (e.g. ridgelines). Under this definition, the proposed project would not significantly alter or obstruct a scenic vista. No rock outcroppings or similar recognized visual resources exist on the site. The proposed change to the project would not significantly alter pre-construction conditions. Furthermore, sightlines from the vineyard, Arroyo Road, and trails adjacent to the project site are restricted by mature vegetation. Views from viewer superior positions (i.e. views looking down at the project site from higher elevations), would not be significantly altered as a result of the proposed project because the project's proposed bridge would not be constructed above the sightline of the tree canopy and would not stand out in comparison to existing conditions. As described above, the project site is approximately 5.50 miles to the south of Highway 580 and approximately 7.0 miles east of Highway 680. Therefore, the project site is not visible from either scenic highway (California Department of Transportation 2012). Therefore, the project would have no impact on these resources.
- c) **Less than Significant Impact.** During the construction phase, the existing bridge and a portion of the Arroyo Del Valle Regional Trail would be closed for recreationists using the trails. Views of the material stored in parking lot used as a staging area, construction equipment, and stockpiled soil would be available for brief periods. The activities are typical of bridge installation in developed areas and would not substantially degrade views of the existing setting. The grading and excavation of soil for the installation of bridge abutments would temporarily disturb the existing settings (e.g., vegetation). However, the placement of excavated soil for slope stabilization and native revegetation through seeding, shrubs and trees, would be permanent features. The revegetation of the site would restore the visual setting to pre-existing conditions and improve the visual character of the landscaping. Landscaping Plans and the list of proposed species for revegetation are included in Appendix D (Site Plans). The proposed bridge would replace the existing footbridge and would be compatible with the visual character of the site since the area is a regional trail system that includes multiple bridges. Impacts would be less than significant.
- d) **Less than Significant Impact.** Construction would take place on weekdays, between the hours of 7:00 a.m. and 6:30 p.m., unless otherwise approved by the TVC and LARPD on a case-by-case basis. No nighttime construction is anticipated and no operational lighting would be included as part of the proposed change to the project. Therefore, impacts would be less than significant.

4.2 Agricultural and Forestry Resources

AGRICULTURAL AND FORESTRY RESOURCES — Would the project:	<i>Potentially Significant Impact</i>	<i>Less than Significant with Mitigation Incorporated</i>	<i>Less than Significant Impact</i>	<i>No Impact</i>	<i>No Change from Previously Adopted IS/ND</i>
a) Convert Prime Farmland, Unique Farmland, or Farmland of Statewide Importance (Farmland), as shown on the maps prepared pursuant to the Farmland Mapping and Monitoring Program of the California Resources Agency, to non-agricultural use?	<input type="checkbox"/>	<input type="checkbox"/>	<input type="checkbox"/>	<input type="checkbox"/>	<input checked="" type="checkbox"/>
b) Conflict with existing zoning for agricultural use, or a Williamson Act contract?	<input type="checkbox"/>	<input type="checkbox"/>	<input type="checkbox"/>	<input type="checkbox"/>	<input checked="" type="checkbox"/>
c) Conflict with existing zoning for, or cause rezoning of, forest land (as defined in Public Resources Code section 12220(g)), timberland (as defined by Public Resources Code section 4526), or timberland zoned Timberland Production (as defined by Government Code section 51104(g))?	<input type="checkbox"/>	<input type="checkbox"/>	<input type="checkbox"/>	<input type="checkbox"/>	<input checked="" type="checkbox"/>
d) Result in the loss of forest land or conversion of forest land to non-forest use?	<input type="checkbox"/>	<input type="checkbox"/>	<input type="checkbox"/>	<input type="checkbox"/>	<input checked="" type="checkbox"/>
e) Involve other changes in the existing environment, which, due to their location or nature, could result in conversion of Farmland, to non-agricultural use or conversion of forest land to non-forest use?	<input type="checkbox"/>	<input type="checkbox"/>	<input type="checkbox"/>	<input type="checkbox"/>	<input checked="" type="checkbox"/>

Environmental Setting

According to California Department of Conservation (CDC) Farmland Mapping and Monitoring Program, the project site is located within an area classified as “grazing land” (2014 Alameda County Important Farmland Map). Similarly, according to the CDC, the project site is not located in an area under a Williamson Act Contract (Alameda County Williamson Act FY 2014/2015).

Discussion of Impacts

- a-e) No Change from the Previously Adopted IS/ND.** The 2014 IS/ND concluded there would be no impact to agricultural and forestry resources. The proposed change to the project would alter the design of the bridge over Arroyo Del Valle Creek to include abutments for a single span steel bridge, located within the same project footprint as analyzed under the 2014 IS/ND. Consistent with the 2014 IS/ND, the proposed change

to the project would not change or propose to change the site's zoning of Parks/Regional Open Space. The site is still not under a Williamson Act Contract and would not convert timberland for forestland to non-timberland, forestland, or agricultural land uses. Therefore, the proposed change to the project would result in no change to agricultural or forestry resources than was previously analyzed in the 2014 IS/ND.

4.3 Air Quality

AIR QUALITY — Where available, the significant criteria established by the applicable air quality management or air pollution control district may be relied upon to make the following determinations. Would the project:	<i>Potentially Significant Impact</i>	<i>Less than Significant with Mitigation Incorporated</i>	<i>Less than Significant Impact</i>	<i>No Impact</i>	<i>No Change from Previously Adopted IS/ND</i>
a) Conflict with or obstruct implementation of the applicable air quality plan?	<input type="checkbox"/>	<input type="checkbox"/>	<input checked="" type="checkbox"/>	<input type="checkbox"/>	<input type="checkbox"/>
b) Violate any air quality standard or contribute to an existing or projected air quality violation?	<input type="checkbox"/>	<input type="checkbox"/>	<input checked="" type="checkbox"/>	<input type="checkbox"/>	<input type="checkbox"/>
c) Result in a cumulatively considerable net increase of any criteria pollutant for which the project region is non-attainment under an applicable federal or state ambient air quality standard (including releasing emissions which exceed quantitative thresholds for ozone precursors)?	<input type="checkbox"/>	<input type="checkbox"/>	<input checked="" type="checkbox"/>	<input type="checkbox"/>	<input type="checkbox"/>
d) Expose sensitive receptors to substantial pollutant concentrations?	<input type="checkbox"/>	<input type="checkbox"/>	<input type="checkbox"/>	<input type="checkbox"/>	<input checked="" type="checkbox"/>
e) Create objectionable odors affecting a substantial number of people?	<input type="checkbox"/>	<input type="checkbox"/>	<input type="checkbox"/>	<input type="checkbox"/>	<input checked="" type="checkbox"/>

Environmental Setting

Regulation of air pollution is achieved through both national and State ambient air quality standards and emission limits for individual sources of air pollutants. As required by the federal Clean Air Act, the U.S. Environmental Protection Agency (EPA) has identified criteria pollutants and has established the National Ambient Air Quality Standards (NAAQS) to protect public health and welfare. NAAQS have been established for the following pollutants: ozone (O₃); carbon monoxide (CO); nitrogen dioxide (NO₂); sulfur dioxide (SO₂); particulate matter less than 10 microns in diameter (PM₁₀); particulate matter 2.5 microns or less in diameter (PM_{2.5}); and lead (Pb). These pollutants are called "criteria" air pollutants because standards have been established for each of them to meet specific public health and welfare criteria. The State of California has also established its own more stringent set of air quality standards commonly referred to as the California Ambient Air Quality Standards (CAAQS). CAAQS have been established for the criteria pollutants identified above and also for sulfates, hydrogen sulfide, and

vinyl chloride. Because the proposed project is located in unincorporated Alameda County, California, the Bay Area Air Quality Management District (BAAQMD) is the agency for assuring that the NAAQS and CAAQS are attained and maintained in the San Francisco Bay Area Air Basin. BAAQMD has prepared a comprehensive plan, Bay Area Clean Air Plan (CAP), to improve the San Francisco Bay Area's air quality and protect public health. The CAP defines a control strategy that BAAQMD and its partners would implement to: 1) reduce emissions and decrease ambient concentrations of harmful pollutants; 2) safeguard public health by reducing exposure to air pollutants that pose the greatest health risk, with emphasis on protecting the communities most heavily impacted by air pollution; and 3) reduce greenhouse gas (GHG) emissions to protect the climate.

Discussion of Impacts

- a) **Less than Significant Impact.** The proposed change in the project would alter the design of the bridge over Arroyo Del Valle Creek to include abutments for a single span steel bridge. A pedestrian bridge in this location was included in the 2014 IS/ND; however, construction details including grading, equipment, and timing were not analyzed. The proposed change to the project would require minimal grading (approximately 160 cubic yards) and construction activities would only last approximately three months. In addition, the net import of 110 cubic yards of fill would only result in approximately 10 truck trips during the construction phase. No operational emissions would result from the proposed change in the project, as the project would provide the design of a permanent pedestrian bridge to replace an existing footbridge and minor recreational and trail improvements. Therefore, emissions resulting from the proposed change in the project would not conflict with or obstruct the implementation of BAAQMD's 2010 CAP and impacts would be less than significant.
- b) **Less than Significant Impact.** A pedestrian bridge in this location was included in the 2014 IS/ND; however, construction details including grading, equipment, and timing were not analyzed. The proposed change in the project would result in short-term increases fugitive dust from ground disturbance and carbon monoxide, ozone precursors, and other pollutants from vehicle equipment operation. As described above, the proposed change to the project would require minimal grading (approximately 160 cubic yards of cut material) and construction activities would only last approximately three months. In addition, the net import of 110 cubic yards of fill would only result in approximately 10 truck trips during the construction phase. No operational emissions would result from the proposed change in the project. The proposed change in the project would continue to implement all best management practices included in the 2014 IS/ND related to air quality including:
- Water all construction areas at least twice daily.
 - Cover all trucks hauling aggregate, soil, sand, and other loose materials or require all trucks to maintain at least 2 feet of freeboard.
 - Apply water three times daily or apply (non-toxic) soil stabilizers on all unpaved access roads, parking areas, and staging area at construction sites.
 - Sweep daily (with water sweepers) all paved access roads, parking areas, and staging areas at construction sites.

- Sweep streets daily (with water sweepers) if visible soil material is carried onto adjacent public streets.

Due to the small area of disturbance, temporary nature of construction emissions, and minimal construction equipment required, impacts on air quality would be less than significant.

- c) ***Less than Significant Impact.*** As discussed in items (a) and (b) above, a pedestrian bridge in this location was included in the 2014 IS/ND; however, construction details including grading, equipment, and timing were not analyzed. The proposed change in the project would result in minor construction-related air pollutant emissions. However, the proposed change in the project would only require approximately three months of construction activities. In addition, the net import of 110 cubic yards of fill would only result in approximately 10 truck trips during the construction phase. Therefore, the proposed change to the project would not result in a cumulatively considerable net increase of any criteria pollutants. The project would result in minimal short-term air quality impacts as a result of construction activities and would result in a less-than-significant long-term or cumulatively considerable increase in air quality pollutant emissions for which the Bay Area is currently in non-attainment (ozone and particulate matter) as operation of the bridge and trail improvements would not result in any emissions. Implementation of the best management practices (BMPs) recommended in the 2014 IS/ND would ensure the temporary increases during construction would result in less than significant contributions to cumulative pollutant levels in the region.
- d) ***No Change from the Previously Adopted IS/ND.*** The 2014 IS/ND concluded that in accordance with BAAQMD screening thresholds, a project of 4.6 acres or less would not be significant if sensitive receptors are further than 492 feet from construction activity, and that no sensitive receptors were within that distance. The change in the proposed project would result in an even smaller project footprint and would occur within the same project footprint analyzed in the 2014 IS/ND. In addition, no new sensitive receptors are located within this distance from the project site. Therefore, the change in the proposed project would result in no change from the previously adopted IS/ND would occur.
- e) ***No Change from the Previously Adopted IS/ND.*** The 2014 IS/ND concluded that construction equipment, operational maintenance equipment, and material hauling vehicles using diesel fuel may emit objectionable odors associated with combustion, but these emissions would be temporary. The change in the proposed project would not require any additional odor sources that were not included in the construction and operation equipment analyzed previously and therefore, no change from the previously adopted IS/ND would occur.

4.4 Biological Resources

BIOLOGICAL RESOURCES — Would the project:	<i>Potentially Significant Impact</i>	<i>Less than Significant with Mitigation Incorporated</i>	<i>Less than Significant Impact</i>	<i>No Impact</i>	<i>No Change from Previously Adopted IS/ND</i>
a) Have a substantial adverse effect, either directly or through habitat modifications, on any species identified as a candidate, sensitive, or special-status species in local or regional plans, policies, or regulations, or by the California Department of Fish and Game or U.S. Fish and Wildlife Service?	<input type="checkbox"/>	<input checked="" type="checkbox"/>	<input type="checkbox"/>	<input type="checkbox"/>	<input type="checkbox"/>
b) Have a substantial adverse effect on any riparian habitat or other sensitive natural community identified in local or regional plans, policies, or regulations or by the California Department of Fish and Game or U.S. Fish and Wildlife Service?	<input type="checkbox"/>	<input type="checkbox"/>	<input checked="" type="checkbox"/>	<input type="checkbox"/>	<input type="checkbox"/>
c) Have a substantial adverse effect on federally protected wetlands as defined by Section 404 of the Clean Water Act (including, but not limited to, marsh, vernal pool, coastal, etc.) through direct removal, filling, hydrological interruption, or other means?	<input type="checkbox"/>	<input checked="" type="checkbox"/>	<input type="checkbox"/>	<input type="checkbox"/>	<input type="checkbox"/>
d) Interfere substantially with the movement of any native resident or migratory fish or wildlife species or with established native resident or migratory wildlife corridors, or impede the use of native wildlife nursery sites?	<input type="checkbox"/>	<input type="checkbox"/>	<input checked="" type="checkbox"/>	<input type="checkbox"/>	<input type="checkbox"/>
e) Conflict with any local policies or ordinances protecting biological resources, such as a tree preservation policy or ordinance?	<input type="checkbox"/>	<input type="checkbox"/>	<input checked="" type="checkbox"/>	<input type="checkbox"/>	<input type="checkbox"/>
f) Conflict with the provisions of an adopted Habitat Conservation Plan, Natural Community Conservation Plan, or other approved local, regional, or state habitat conservation plan?	<input type="checkbox"/>	<input type="checkbox"/>	<input type="checkbox"/>	<input type="checkbox"/>	<input checked="" type="checkbox"/>

Environmental Setting

The analysis of potential biological impacts is based on the Biological Resources Assessment (BRA) conducted by WRA, Inc. (Appendix E of this SIS/MND). The BRA describes the biological resources within the 4.18-acre project site. On December 15 and 23, 2015, the project site was traversed by foot to determine (1) the project site's potential to support special-status species and (2) the presence of other sensitive biological resources protected by local, state, and federal laws or regulations. In addition, a focused rare plant survey was conducted within the project site on May 2, 2016.

Non-Sensitive Biological Communities

Non-Native Grassland

Holland (1986) describes non-native grassland as a dense to sparse cover of non-native annual grasses with flowering culms 0.2-1 meter high and often associated with numerous species of showy-flowered annual forbs. Sawyer et al. (2009) does not describe this community. Approximately 0.24 acres of non-native grassland existed along the western portion of the project site that was dominated by wildoats (*Avena fatua*) with interspersed common ruderal species such as yellow star thistle (*Centaurea solstitialis*) and bristly ox-tongue (*Helminthotheca echioides* [*Picris echioides*]). Non-native grasslands are not considered sensitive biological communities.

Developed Land

Developed lands comprised of two small, native gardens are adjacent to a paved parking area within the project site. In total, the planted gardens comprise a small portion of the site (0.23 acres) that consists of plant species such as California gooseberry (*Ribes californicum*), coyote bush (*Baccharis pilularis* ssp. *pilularis*), monkey flower (*Mimulus aurantiacus* var. *aurantiacus*), and California sagebrush (*Artemisia californica*). Developed land is not considered a sensitive biological community.

Eucalyptus Groves

Eucalyptus groves are known from the Coast Ranges and Central Valley, typically as planted woodlands and shelterbelts to buffer coastal winds and provide shade. These groves are not described in Holland (1986), but are included in Sawyer et al. (2009). This vegetation alliance is dominated by one of several eucalyptus species (*Eucalyptus* spp.), all of which are not native to North America. Groves of blue gum and other Eucalyptus species are frequently situated in rural and semi-urbanized settings, along streams, and coastal hills/prairies. Within the project site, Eucalyptus groves are located adjacent to the developed parking lot and along Arroyo Road in the southeastern portion of the project site, and occupy approximately 0.18 acre. The overstory is composed of blue gum with the occasional coast live oak (*Quercus agrifolia* var. *agrifolia*). As is typical of Eucalyptus groves because of allelopathic chemicals in fallen leaves and branches, the understory is low-growing and relatively bare, and composed of non-native, weedy species such as smilo grass (*Stipa miliacea* var. *miliacea*) and bristly ox-tongue. The on-site Eucalyptus groves do not provide habitat for special-status plant species, but may provide nesting and roosting habitat for bird and bat species. Approximately 0.04 acre of Eucalyptus grove occurs outside of the riparian zone within the project site and is not considered a sensitive biological community.

Sensitive Biological Communities

The project site is comprised of four sensitive biological communities including California sycamore woodland, California sycamore woodland/eucalyptus grove riparian, intermittent to perennial stream, and palustrine emergent wetland. The majority of the California sycamore woodland community and one Eucalyptus grove occur within or directly adjacent to the historical floodplain of the intermittent to perennial stream. The palustrine emergent wetlands are located to east and west of the stream centerline. These biological communities are summarized in Table 1 and are shown in Figure 3.

Table 1. Sensitive Natural Communities

Community Type	Area or Length
<i>Sensitive</i>	
California sycamore woodland	3.01 acres
California sycamore woodland/Eucalyptus grove riparian ¹	2.81 acres
Intermittent to perennial stream	0.48 acre / 593.50 linear feet
Palustrine emergent wetland	0.04 acre
Project Site Total	3.67 acres / 593.50 linear feet
¹ Riparian habitat within the project site includes multiple biological communities and the total reflects the area of the total sensitive habitats.	

California Sycamore Woodland

California sycamore woodland (*Platanus racemosa* Woodland Alliance) typically occurs within streambanks and terraces of the floodplains with high-intensity flooding (Sawyer et al. 2009). Holland (1986) described this community as sycamore alluvial woodland, a winter-deciduous broadleaved riparian woodland dominated by well-spaced California sycamore (*Platanus racemosa*), California buckeye (*Aesculus californica*), and black elderberry (*Sambucus nigra*). Of the approximately 3.01 acres of California sycamore woodland within the project site, approximately 2.15 acres occur as a riparian community adjacent to the intermittent to perennial stream within the project site. This community type was observed to have a cobblely to bouldery substrate. California sycamore woodlands were dominated by California sycamore and comprised of associated species such as red willow (*Salix laevigata*), coast live oak, and arroyo willow (*Salix lasiolepis*). Sawyer et al. (2009) and California Native Plant Society (CNPS) Vegetation Program classify this alliance type as G3, S3 while the California Natural Diversity Database (CNDDB) under the California Department of Fish and Wildlife (CDFW) describes this community as rarity ranking G1, S1.1 (CDFW 2015). This latter ranking status means this community type is considered a rare, imperiled vegetation type in California with limited distribution and is protected under CEQA (CDFW 2015).

California Sycamore Woodland/Eucalyptus Grove Riparian

The majority of the California sycamore woodland community and one Eucalyptus grove occur within or directly adjacent to the historical floodplain of the intermittent to perennial stream, Arroyo Del Valle Creek, and are considered riparian habitat. Both community types have species that rely on subsurface input and/or flood flows from the stream either historically or currently and input detritus such as leaf litter to Arroyo Del Valle Creek. The California sycamore woodland/Eucalyptus grove riparian is protected because of its position as a riparian habitat by CDFW and Regional Water Quality Control Board (RWQCB) and is therefore considered sensitive under CEQA.

Palustrine Emergent Wetlands: Torrent Sedge Patches and Mulefat Thickets

Two palustrine emergent wetlands occur along the intermittent to perennial stream within the project site and were comprised of torrent sedge patches (*Carex nudata* Herbaceous Alliance; rarity ranking G3 S3) and mulefat thickets (*Baccharis salicifolia* Shrubland Alliance; rarity ranking G5, S4) (Sawyer et al. 2009).

To the west of the stream centerline, a small area of mulefat thickets encompasses less than 0.01 acre. Mulefat thickets were dominated by mulefat (*Baccharis salicifolia*) with associated species comprised of California blackberry and smilo grass in lower percent covers (<10 percent). Holland classifies this community type as mulefat scrub with a “fairly coarse substrate and a moderate depth to water table.” Additionally, Holland notes that this community type is often found growing under sycamore alluvial woodlands as observed within the project site.

Torrent sedge patches total 0.03 acre and occur in a small patch to the east of the stream centerline in the northeastern portion of the project site. This community type generally occurs within riverine systems with cobbly and boulder substrates of low to zero slopes. This patch was dominated by torrent sedge with associated species of California blackberry and willow herb (*Epilobium ciliatum* ssp. *ciliatum*) as well as non-natives such as spearmint (*Mentha arvensis*) and smut grass (*Sporobolus indicus*). Palustrine emergent wetlands are regulated by the Army Corps of Engineers (Corps) and RWQCB and are therefore considered sensitive biological communities under CEQA.

This page intentionally left blank.



Figure 3. Biological Communities within the Study Area



Arroyo del Valle Pedestrian Bridge Project
Alameda County, California

0 25 50 100
Feet

Map Prepared Date: 3/18/2016
Map Prepared By: czumwalt
Base Source: USGS 2011
Data Source(s): WRA

Intermittent to perennial stream

As noted above, Arroyo Del Valle Creek is shown as a USGS dashed blue-line intermittent to perennial stream draining north, and bisecting the project site. Approximately 0.48 acre (539.50 linear feet) of perennial to intermittent non-wetland waters associated with Arroyo Del Valle Creek occurs within the project site. During the December 23, 2015 site visit, water was present within the Arroyo Del Valle stream Creek, and the stream width varied from 10 to 70 feet within the project site. Arroyo Del Valle Creek has an unconsolidated bed substrate.

Water levels within Arroyo Del Valle Creek are artificially controlled approximately 1.4 water miles upstream of the project site, where the California Department of Water Resources dams Arroyo Del Valle Creek at the Lake Del Valle storage reservoir.

WRA biologists identified and mapped the location of an OHWM for Arroyo Del Valle Creek during the site visit based on apparent grade break, changes in soil character, destruction of terrestrial vegetation, shelving, and in some areas, the presence of a wrack line. Additionally, the active top of bank (TOB) was mapped based on the current boundary where normal discharges and channel forming activities occur including the active stream channel, active floodplain, and associated banks. Before the intermittent to perennial stream was dammed and the associated floodwaters became artificially controlled, the historic TOB was much broader and corresponded approximately with the outer edge of the riparian canopy.

The intermittent to perennial stream is regulated by the Corps below the mapped OHWM and is regulated by the RWQCB and CDFW to the TOB boundary. Therefore, the stream is considered sensitive under CEQA.

Critical Habitat

No critical habitat was documented to occur within the project site.

Special-Status Plant Species

Sixty-two special-status plant species have been documented in the vicinity of the project site. Based on the condition of the habitats on the site, which are dominated by riparian woodland, it was determined that the project site is unlikely to support most of these species. One special-status plant species, Hospital Canyon larkspur (*Delphinium californicum* ssp. *interius*, CNPS Rank 1B.2) was determined to have moderate potential to occur in the project site due to the presence of suitable habitat elements and/or occurrences reported from Arroyo Del Valle Creek and other nearby localities. This species is often associated with riparian woodlands, which dominate the project site.

A targeted survey was conducted for Hospital Canyon larkspur, on May 2, 2016. This survey was conducted during the peak blooming period of the species (between April and June). The entire project site was traversed on foot during the surveys and all observed species were documented. Hospital Canyon larkspur was not observed during the survey, and this species is presumed to be absent.

Northern California black walnut (*Juglans hindsii*, Rank 1B.1), was observed within the project site, however, only native occurrences of northern California black walnut are considered rare, and native occurrences are not located within or near the project site (CDFW 2016; CNPS 2016). There is only one confirmed truly indigenous stand of these trees in California (CNPS 2016).

Northern California black walnut trees are widely naturalized outside of their native range in California, as a result of ornamental planting and/or grafting with English walnut (*J. regia*) for nut production. The northern California black walnut individuals in the project site are ornamental or naturalized, as evidenced by their small size, age, and presence of English walnut also within the project site.

It was determined that the project site does not contain suitable habitat for the remaining 61 special-status plant species documented from the vicinity. These species are generally associated with chaparral communities, vernal pool, coniferous forests, and/or foothill grasslands, which are not present on the site. Alternatively, these species may be associated with unique soil types not present at the site, such as serpentine or granitic soils.

Special-Status Wildlife Species

Forty-two special-status species of wildlife have been recorded in CNDDDB in the vicinity of the project site. No special-status wildlife species were observed in the project site during the site assessment. Two species were determined to have a high potential to occur, and nine special-status wildlife species were determined to have a moderate potential to occur in the project site. These 12 species are discussed below.

Pallid bat (*Antrozous pallidus*), CDFW Species of Special Concern, Western Bat Working Group (WBWG) High Priority. Moderate Potential. Pallid bats are distributed from southern British Columbia and Montana to central Mexico, and east to Texas, Oklahoma, and Kansas. This species occurs in a number of habitats ranging from rocky arid deserts to grasslands, and into higher elevation coniferous forests. They are most abundant in the arid Sonoran life zones below 6,000 feet, but have been found up to 10,000 feet in the Sierra Nevada. Pallid bats often roost in colonies of between 20 and several hundred individuals. Roosts are typically in rock crevices, tree hollows, mines, caves, and a variety of man-made structures, including vacant and occupied buildings.

Tree roosting has been documented in bole cavities of large oak and sycamore trees like those found within, and adjacent to the project site. Such trees rarely support maternity colonies, but may provide suitable day or night roosts for the species. Additionally, the project site provides suitable open foraging habitat, as well as a source of water for the species. Considering the proximity of these factors, this species has a moderate potential to occur within the project site.

Hoary bat (*Lasiurus cinereus*), WBWG Medium Priority. Moderate Potential. Hoary bats are highly associated with forested habitats in the western United States, particularly in the Pacific Northwest. They are a solitary species and roost primarily in foliage of both coniferous and deciduous trees, near the ends of branches, usually at the edge of a clearing. Roosts are typically 10 to 30 feet above the ground. They have also been documented roosting in caves, beneath rock ledges, in woodpecker holes, in grey squirrel nests, under driftwood, and clinging to the side of buildings, though this behavior is not typical. Hoary bats are thought to be highly migratory, however, wintering sites and migratory routes have not been well documented. This species tolerates a wide range of temperatures and has been captured at air temperatures between 0 and 22 degrees Celsius. Hoary bats probably mate in the fall, with delayed implantation leading to birth in May through July. They usually emerge late in the evening to forage, typically from just over one hour after sunset to after midnight. This species reportedly has a strong preference for moths, but is also known to eat beetles, flies, grasshoppers, termites, dragonflies, and wasps (WBWG 2016).

The nearest CNDDDB record of this species is 0.3 mile southeast of the project site.(CDFW 2016). The project site provides suitable open foraging habitat, a source of water, and potential roost sites in the form of tree cavities. Considering these factors, this species has a moderate potential to occur within the project site.

Western red bat (*Lasiurus blossevillii*), CDFW Species of Special Concern, WBWG High Priority. Moderate Potential. This species is highly migratory and broadly distributed, ranging from southern Canada through much of the western United States. Western red bats are believed to make seasonal shifts in their distribution, although there is no evidence of mass migrations (Pierson et al. 2006). They are typically solitary, roosting primarily in the foliage of trees or shrubs. Day roosts are commonly in edge habitats adjacent to streams or open fields, in orchards, and sometimes in urban areas possibly and association with riparian habitat (particularly willows, cottonwoods, and sycamores; Pierson et al. 2006). It is believed that males and females maintain different distributions during pupping, where females take advantage of warmer inland areas and males occur in cooler areas along the coast.

The project site contains broad-leaved tree species typically associated with this species (e.g. sycamore). The project site also includes edge habitat for foraging, and water sources for drinking. Considering the proximity of all of these factors, the species has a moderate potential to occur within the project site.

Fringed myotis (*Myotis thysanodes*), WBWG High Priority. Moderate Potential. The fringed myotis ranges through much of western North America from southern British Columbia, Canada, south to Chiapas, Mexico and from Santa Cruz Island in California, east to the Black Hills of South Dakota. This species is found in desert scrubland, grassland, sage-grass steppe, old-growth forest, and subalpine coniferous and mixed deciduous forest. Oak and pinyon juniper woodlands are most commonly used. The fringed myotis roosts in colonies from 10 to 2,000 individuals, although large colonies are rare. Caves, buildings, underground mines, rock crevices in cliff faces, and bridges are used for maternity and night roosts, while hibernation has only been documented in buildings and underground mines. Tree-roosting has also been documented in Oregon, New Mexico, and California (WBWG 2016).

The project site includes trees with suitable hollows to provide day or night roosts for the species as well as edge habitat for foraging, and water sources for drinking. Considering the proximity of all of these factors, the species has a moderate potential to occur within the project site.

White-tailed kite (*Elanus leucurus*). CDFW Fully Protected Species. Moderate Potential. The white-tailed kite is resident in open to semi-open habitats throughout the lower elevations of California, including grasslands, savannahs, woodlands, agricultural areas, and wetlands. Vegetative structure and prey availability seem to be more important habitat elements than associations with specific plants or vegetative communities (Dunk 1995). Nests are constructed mostly of twigs and placed in trees, often at habitat edges. Nest trees are highly variable in size, structure, and immediate surroundings, ranging from shrubs to trees greater than 150 feet tall (Dunk 1995). This species preys upon a variety of small mammals, as well as other vertebrates and invertebrates.

Areas immediately adjacent to the project site provide open foraging habitat, and trees within the project site may support nesting. With the presence of both nesting and foraging habitat, this species has a moderate potential to occur within the project site.

Nuttall's woodpecker (*Picoides nuttallii*). U.S. Fish and Wildlife Service (USFWS) Bird of Conservation Concern. High Potential. Nuttall's woodpecker, common in much of its range, is a year-round resident throughout most of California west of the Sierra Nevada. Typical habitat is oak or mixed woodland, and riparian areas (Lowther 2000). This species forages on a variety of arboreal invertebrates. Nesting occurs in tree cavities, principally those of oaks and larger riparian trees.

The project site provides riparian habitat with cavities suitable for nesting. The species has also been observed frequently in the immediate vicinity of the project site (eBird 2016). Considering the commonality of this species and the presence of both foraging and nesting habitat, this species has a high potential to occur within the project site.

Loggerhead shrike (*Lanius ludovicianus*). CDFW Species of Special Concern, USFWS Bird of Conservation Concern. Moderate Potential. Loggerhead shrike is a year-round resident and winter visitor in lowlands and foothills throughout California. This species is associated with open country with short vegetation and scattered trees, shrubs, fences, utility lines and/or other perches. Although they are songbirds, shrikes are predatory and forage on a variety of invertebrates and small vertebrates. Captured prey items are often impaled for storage purposes on suitable substrates, including thorns or spikes on vegetation, and barbed wire fences. Loggerhead shrike nests in trees and large shrubs with nests usually placed three to ten feet off the ground (Shuford and Gardali 2008).

Open grassland foraging habitat is available adjacent to the project site and suitable cavity bearing trees area present. With the presence of adjacent foraging habitat and nesting habitat, the species has a moderate potential to occur.

(Brewster's) Yellow warbler (*Setophaga petechia brewsteri*), CDFW Species of Special Concern, USFWS Bird of Conservation Concern. Moderate Potential. The yellow warbler is a neotropical migrant bird that is widespread in North America, but has declined throughout much of its California breeding range. The Brewster's (brewsteri) subspecies is a summer resident and represents the vast majority of yellow warblers that breed in California. West of the Central Valley, typical yellow warbler breeding habitat consists of dense riparian vegetation along watercourses, including wet meadows, with willow growth especially favored (Shuford and Gardali 2008). Insects comprise a majority of this species' diet.

This species has been observed in the immediate vicinity of the project site (eBird 2016). The project site contains riparian habitat that may be suitable for nesting and foraging, therefore the species has a moderate potential to occur.

Yellow-billed magpie (*Pica nuttallii*), USFWS Bird of Conservation Concern. Moderate Potential. The yellow-billed magpie is endemic to California, occurring year-round in the Central Valley and associated foothills, and the central-southern Coast Ranges. This species inhabits oak savanna, open oak woodland and similar park-like areas including the margins of stream courses and some agricultural areas. Breeding typically occurs in loose colonies. The large, dome-shaped nests are placed high in trees, usually oaks, and often in clumps of mistletoe (Koenig and Reynolds 2009). This species is an omnivore and an opportunistic feeder.

This species is known to inhabit the Livermore area (eBird 2016). The project site also contains trees with spreading canopies which typically support nesting as well as nearby open grassland to support foraging. With the nearby presence of the species as well as suitable nesting and foraging habitat, this species has a moderate potential to occur within the project site.

Oak titmouse (*Baeolophus inornatus*), USFWS Bird of Conservation Concern. High Potential. This relatively common species is year-round resident throughout much of California including most of the coastal range, the Central Valley and the western Sierra Nevada foothills. Seeds and arboreal invertebrates make up the birds' diet. Its primary habitat is woodland dominated by oaks. Local populations have adapted to woodlands of pines and/or junipers in some areas (Cicero 2000). The oak titmouse nests in tree cavities, usually natural cavities or those excavated by woodpeckers, though they may partially excavate their own (Cicero 2000)..

The project site provides riparian habitat with cavities suitable for nesting. The species has also been observed frequently in the immediate vicinity of the project site (eBird 2016). Considering the commonality of this species and the presence of both foraging and nesting habitat, this species has a high potential to occur within the project site.

Pacific pond turtle (*Actinemys marmorata*). CDFW Species of Special Concern. Moderate Potential. The Pacific pond turtle is the only native freshwater turtle in California. This turtle is uncommon to common in suitable aquatic habitat throughout California, west of the Sierra-Cascade crest and Transverse Ranges. Pacific pond turtles inhabit perennial aquatic habitats, such as lakes, ponds, rivers, streams, and canals that provide submerged cover and suitable basking structures, such as rocks and logs (Zeiner et. al. 1990). Pacific pond turtles prefer to nest on unshaded upland slopes close to their aquatic habitat, and hatchlings require shallow water with relatively dense emergent and submergent vegetation for foraging for aquatic invertebrates (Jennings and Hayes 1994).

This species has been observed, per CNDDB, within Arroyo Del Valle Creek as well as in surrounding streams and ponds (CDFW 2016). Considering the connectivity of stream habitat from recent observations, and the presence of suitable stream habitat within the project site, this species has a moderate potential to occur.

California Red-legged Frog (*Rana draytonii*), Federal Threatened Species, CDFW Species of Special Concern, included in East Alameda County Conservation Strategy (EACCS). Moderate Potential. The California red-legged frog (CRLF) is dependent on suitable aquatic, estivation, and upland habitat. During periods of wet weather, starting with the first rainfall in late fall, red-legged frogs disperse away from their estivation sites to seek suitable breeding habitat. Aquatic and breeding habitat is characterized by dense, shrubby, riparian vegetation and deep, still or slow-moving water. Breeding occurs between late November and late April. California red-legged frogs estivate (period of inactivity) during the dry months in small mammal burrows, moist leaf litter, incised stream channels, and large cracks in the bottom of dried ponds.

The nearest CNDDB occurrence is located approximately 0.5 mile east of the project site along Arroyo Del Valle Creek (CDFW 2016). Considering the presence of flowing perennial water in the creek and a lack of deep, calm water suitable for breeding, as well as occurrences both upstream and downstream of the project site, the species most likely only uses the project site as dispersal habitat, or non-breeding aquatic habitat. Small mammal burrows are also common throughout the project site, and are potential refugia for this species during the summer. Considering these factors, but also considering the limited footprint and location of the proposed work, this species has a moderate potential to occur.

East Alameda County Conservation Strategy (EACCS) Identified Species

The remaining species discussed below are either species specifically identified by the EACCS or are federal/state listed species, which have been documented in the local area but have been determined to have no potential or to be unlikely to occur within the project site.

California Tiger Salamander (*Ambystoma californiense*), Federal Threatened Species, State Threatened Species, included in EACCS. Unlikely. The California tiger salamander (CTS) is restricted to grasslands and low-elevation foothill regions in California (generally under 1500 feet) where it uses seasonal aquatic habitats for breeding. The salamanders breed in natural ephemeral pools, or ponds that mimic ephemeral pools (stock ponds that go dry), and occupy substantial areas surrounding the breeding pool as adults. CTS spend most of their time in the grasslands surrounding breeding pools. They survive hot, dry summers by living underground in burrows (such as those created by ground squirrels and other mammals and deep cracks or holes in the ground) where the soil atmosphere remains near the water saturation point. During wet periods, the salamanders may emerge from refugia and feed in the surrounding grasslands.

This species has several nearby occurrences but these are in habitats not found within the project site and any habitat within the project site is typically unsuitable for CTS. This species has several occurrences nearby, however all of those occurrences are within uplands or seasonal features which support deep water and reproduction by the species. No deep water, seasonal ponds occur within the project site. Stream habitat and riparian vegetation which cover the vast majority of the project site are not typically used by the species (Ford et al 2013, Kucera 1997). Because any nearby occurrences have been in habitats not found within the project site, suitable breeding habitat is not present and CTS do not typically use riparian areas, the species is unlikely to be present.

Alameda Whipsnake (*Masticophis lateralis euryxanthus*). Federal Threatened Species, State Threatened Species, included in EACCS. Unlikely. The range of the Alameda whipsnake is restricted to the inner Coast Range in western and central Contra Costa and Alameda Counties (USFWS 2000). The Alameda whipsnake is associated with scrub communities, including mixed chaparral, chamise-redshank chaparral, coastal scrub, and annual grassland and oak woodlands that lie adjacent to scrub habitats and contain areas of rock outcroppings. Rock outcroppings are important as they are a favored location for lizard prey. Whipsnakes frequently venture into adjacent habitats, including grassland, oak savanna, and occasionally oak-bay woodland. This species is now known to be more common, especially for corridor movement. Thus, habitat adjacent to scrub (including grassland and riparian communities) are considered essential to Alameda Whipsnake conservation (USFWS 2006).

The project site is almost entirely within the riparian corridor. The cooler, moist habitat within and surrounding a riparian corridor is not favored by the species which prefers dry, or arid conditions as well as warmer basking sites than are typically found associated with the riparian overstory. No suitable undisturbed dry uplands, chaparral, or oak woodlands occur in the project site to support the species. As such, this species is unlikely to occur within the project site.

Western burrowing owl (*Athene cunicularia*), CDFW Species of Special Concern; USFWS Bird of Conservation Concern. Unlikely. Burrowing owl typically favors flat, open grassland or gentle slopes and sparse shrub-land ecosystems. These owls prefer annual or perennial grasslands, typically with sparse or nonexistent tree or shrub canopies; however, they also

colonize debris piles and old pipes. Burrowing owls exhibit high site fidelity and usually nest in abandoned burrows of ground squirrels or pocket gophers.

Burrowing owls occur primarily in wide open grasslands where no trees or hills are present to block their view of the surrounding landscape. Surrounding trees and rolling topography throughout the project site block the view of owls and provide perches predators. More suitable habitat occurs in the open grasslands to the west, or along the golf course to the east of the project site. All of these more suitable habitats are more than 500 feet from the project site, and are out of line-of sight, as such if owls were present in those areas, they would remain undisturbed by activities within the project site. Therefore, the species was found to have no potential to occur as suitable habitat is absent, and no suitable habitat occurs within 500 feet of the project site.

Golden eagle (*Aquila chrysaetos*), Federal Eagle Protection Act, CDFW Fully Protected Species, USFWS Bird of Conservation Concern, included in EACCS. Unlikely. The golden eagle is a large raptor that occurs in open and semi-open areas from sea level to high elevation. Typical occupied habitats include grasslands, shrublands, deserts, woodlands, and coniferous forests. Breeding activity occurs broadly from January through August, and in California is usually initiated from January to March. The large stick nests of this species are reused across years and may be maintained throughout the year. Nests are most often placed on the ledges of steep cliffs, but nesting also occurs in trees and on tall manmade structures (e.g., utility towers). Golden eagles forage over wide areas, feeding primarily on medium-sized mammals (e.g., ground squirrels and rabbits), large birds, and carrion.

This species has been documented approximately 3 miles southeast of the project site along the shores of San Antonio Reservoir. However, while the species is known to occur in that area, development surrounding the project site as well a lack of cliffs or very large snags suitable for nesting make it unlikely that the species would nest within or adjacent to the project site. Considering the distance to known occurrences, the species may occasionally be observed flying over the project site or foraging in nearby uplands.

Regulatory Setting

Federal and State Regulations

Special-Status Species

Special-status species include those plants and wildlife species that have been formally listed or proposed for listing as endangered or threatened, or are candidates for such listing, under the federal Endangered Species Act (ESA) or the California Endangered Species Act (CESA). These acts afford protection to both listed and proposed species. In addition, CDFW Species of Special Concern and Special-Status Invertebrates and USFWS) Birds of Conservation Concern are all considered special-status species. Although CDFW Species of Special Concern generally have no special legal status, they are given special consideration under CEQA. In addition to regulations for special-status species, most birds in the United States, including non-status species, are protected by the Migratory Bird Treaty Act of 1918 (MBTA) and California Fish and Game Codes (CFGC). Under this legislation, destroying active nests, eggs, or young is illegal. Bat maternity roosts are also protected by CFGC, and as such any bat species listed by the Western Bat Working Group (WBWG) as medium or high priority species within California were also considered special-status species. Plant species listed on the CNPS Rare or Endangered Plant Inventory (Inventory) with California Rare Plant Ranks (Rank) or 1 or 2 are also considered special-status plant species and must be considered under CEQA. Rank 3 and Rank 4 species

are not traditionally considered special-status species, but may be afforded protection under CEQA. A description of the CNPS Ranks is provided in Table 2 below.

Table 2. Description of CNPS Ranks and Threat Codes

California Rare Plant Ranks (formerly known as CNPS Lists)	
Rank 1A	Presumed extirpated in California and either rare or extinct elsewhere
Rank 1B	Rare, threatened, or endangered in California or elsewhere
Rank 2A	Presumed extirpated in California, but more common elsewhere
Rank 2B	Rare, threatened, or endangered in California, but more common elsewhere
Rank 3	Plants about which more information is needed – A review list
Rank 4	Plants of limited distribution – A watch list
Threat Ranks	
0.1	Seriously threatened in California
0.2	Moderately threatened in California
0.3	Not very threatened in California

Critical Habitat

Critical Habitat is a term defined in the ESA as a specific geographic area that contains features essential for the conservation of a threatened or endangered species and that may require special management and protection. The ESA requires federal agencies to consult with the USFWS to conserve listed species on their lands and to ensure that any activities or projects the fund, authorize, or carry out will not jeopardize the survival of a threatened or endangered species. In consultation for those species with designated Critical Habitat, federal agencies must also ensure that their activities or projects do not adversely modify Critical Habitat, to the point that it will no longer aid in the recovery of the species. In many cases, this level of protection is similar to that already provided to species by the ESA Jeopardy Standard. However, areas that are currently unoccupied by the species but which are needed for the recovery of the species are protected by the prohibition against adverse modification of designated Critical Habitat.

Sensitive Biological Communities

Sensitive biological communities include habitats that fulfill special functions or have special values, such as wetlands, streams, or riparian habitat. These habitats are protected under federal regulations such as the Clean Waters Act; state regulations such as the Porter-Cologne Act, the CFGC, and the CEQA; or local ordinances or policies such as city or county tree ordinances, Special Habitat Management Areas, and General Plan Elements.

Waters of the United States

The Corps regulates “Waters of the United States” under Section 404 of the Clean Water Act. Waters of the U.S. are defined in the Code of Federal Regulations (CFR) as waters susceptible to use in commerce, including interstate waters and wetlands, all other waters (intrastate waterbodies, including wetlands), and their tributaries (33 CFR 328.3). Potential wetlands areas, as defined in the *Corps of Engineers Wetlands Delineation Manual* (Environmental Laboratory 1987), are identified by the presence of (1) hydrophytic vegetation, (2) hydric soils, and (3) wetland hydrology. Areas that are inundated at a sufficient depth and for a sufficient duration to exclude growth of hydrophytic vegetation are subject to Section 404 jurisdiction as “non-wetland waters” and are often characterized by an OHWM. Non-wetland waters generally include lakes, rivers, streams, and other open-water habitats. The placement of fill material into Waters of the U.S. generally requires an individual or nationwide permit from the Corps under Section 404 of the Clean Water Act.

Waters of the State

The term “Waters of the State” is defined by the Porter-Cologne Act as “any surface water or groundwater, including saline waters, within the boundaries of the state.” The State Water Board and the RWQCBs protect all waters under their regulatory scope and have special responsibility for wetlands, riparian areas, and headwaters. These waterbodies have high resource value, and vulnerable to filling, and are not systematically protected by other programs. Regional Water Quality Control Board jurisdiction includes “isolated” wetlands and waters that may not be regulated by the Corps under Section 404. Waters of the State are regulated by the RWQCB under the State Water Quality Certification Program which regulates discharges of fill and dredged material under Section 401 of the Clean Water Act and under the Porter-Cologne Water Quality Control Act. Projects that require a Corps permit, or that fall under other federal jurisdiction, and have the potential to impact Waters of the State, are required to comply with the terms of the Water Quality Certification for the project. If a proposed project does not require a federal permit, but does involve dredge or fill activities that may result in a discharge to Waters of the State, the RWQCB has the option to regulate the dredge and fill activities in the form of Waste Discharge Requirements.

Streams, Lakes, and Riparian Habitat

Other sensitive biological communities not discussed above include habitats that fulfill special functions or that have special values. Natural communities considered sensitive are those identified in local or regional plans, policies, regulations, or by the CDFW. The CDFW ranks sensitive communities as “threatened” or “very threatened” and keeps record of their occurrences in CNDDB (CDFW 2014). Sensitive plant communities are also identified by CDFW (CDFG 2003, 2007, 2009). CNDDB vegetation alliances are ranked 1 through 5 based on NatureServe’s (2014) methodology, with those alliances ranked globally (G) or statewide (S) as 1 through 3 are considered sensitive. Impacts to sensitive natural communities identified in local or regional plans, policies, or regulations or those identified by the CDFW or USFWS must be considered and evaluated under CEQA (CCR Title 14, Div. 6, Chap. 3, Appendix G). Specific habitats may also be identified as sensitive in city or county general plans or ordinances.

Local Regulations

East Alameda County Conservation Strategy

The project site is located in Conservation Zone 2 of the EACCS (ICF 2010). The EACCS is intended to provide an effective framework to protect, enhance, and restore natural resources in eastern Alameda County, while improving and streamlining the environmental permitting process for impacts resulting from infrastructure and development projects. The County of Alameda is a partner in the EACCS and uses the document to provide a baseline inventory of biological resources and conservation priorities during project-level planning and environmental permitting. The EACCS includes provisions for “focal species”—species that are protected under federal and state laws. The goal is to protect and enhance the habitats of these species. Although, the EACCS is a framework for guidance by regulatory agencies and does not include incidental take permits for threatened or endangered species similar to those provided by a Habitat Conservation Plan, the USFWS issued a Programmatic Biological Opinion in 2012 for Corps permitted projects utilizing the EACCS. The Programmatic Biological Opinion offers a streamlined permitting process with the USFWS for projects considered suitable to be appended.

Alameda County Municipal Code

“Tree” or “trees” shall mean any tree that meets the following criteria: any woody perennial plant characterized by having a single trunk or multi-trunk structure at least ten feet high and having a major trunk that is at least two inches in diameter taken at breast height (DBH) taken at 4.5 feet from the ground. It shall also include those plants generally designated as trees and any trees that have been planted as replacement trees under the County Tree Ordinance or any trees planted by the County.

12.11.140 Tree Removal

A. It shall be prohibited for any person or utility to remove or cause to be removed any tree from the right-of-way unless so authorized by an encroachment permit issued by the Director of Public Works (Director) pursuant to this Chapter.

B. The Director shall have the authority to require that a tree be removed from the right-of-way under any of the following circumstances:

1. If the tree is dead or dying or is damaged by storm, accident or disease as to be beyond the point of recuperation as determined by a certified arborist.
2. If the tree has damaged the roadway facilities (including but not limited to the sidewalk, curb, gutter, and pavement) and further damage cannot be prevented by reasonable tree maintenance procedures such as root pruning or sidewalk curb realignment.
3. If the tree constitutes a hazard to the public.
4. In conjunction with an approved development of the adjacent property.

C. The Director shall have the authority to approve the removal of a tree from the right-of-way as part of a scheduled tree removal and replacement program or in conjunction with an approved roadway improvement project.

East County Area Plan

Policy 110: The County shall require that developments are sited to avoid or, if avoidance is infeasible, to minimize disturbance of large stands of mature, healthy trees and individual healthy trees of notable size and age. Where healthy trees will be removed, the County shall require a tree replacement program, which includes a range of tree sizes, including specimen-sized trees, to achieve immediate visual effect while optimizing the long-term success of the replanting effort.

Discussion of Impacts

- a) ***Less than Significant with Mitigation Incorporated.*** The proposed change to the project would alter the design of the bridge over Arroyo Del Valle Creek to include abutments for a single span steel bridge within the same project footprint analyzed in the 2014 IS/ND. The proposed project would include excavating and grading for the installation of bridge abutments along the creek bed. According to the BRA prepared for the proposed project, four sensitive biological communities are found within the project site: California sycamore woodland, California sycamore woodland/Eucalyptus grove riparian, a perennial to intermittent stream (Arroyo Del Valle Creek), and palustrine emergent wetlands comprised of torrent sedge patches and mulefat thickets. While sensitive biological communities are present on the site, no special-status plant species were observed during the focused rare plant survey conducted for the proposed project. In addition, the project site has potential to support 19 special-status wildlife species, including four species of bat (pallid bat, hoary bat, western red bat, and fringed myotis), six special-status bird species, as well as, CRLF, and Pacific Pond Turtle. Potential impacts to special-status species are described below.

Impact BIO-1: Bats

The project site provides suitable habitat for four bat species due to the presence of forested riparian habitat, broad-leaved sycamore trees, and oak trees that contain open cavities and exfoliating bark suitable for roosting.

Mitigation Measure BIO-1: Bats

In order to avoid impacts to bat species which are protected by CFGC, trees and snags should be removed outside of the maternity roosting season (defined as: April 1 through August 31). If trees are removed outside of this period, removal may occur without performing preconstruction bat roost surveys. However, as tree cavities may provide roosts for bats at all times of the year, it is recommended that whenever any tree is felled, it should be allowed to lay undisturbed for 24 hours before processing (e.g. cutting, chipping or off-hauling) to allow any undetected bats to escape during the night. If trees must be removed during the maternity roosting season then a preconstruction survey for roosting bats should take place in order to identify potential roost sites and evaluate their potential to support a maternity roost. Surveys should be conducted by a qualified biologist no less than 14 days prior to the removal of trees or snags within the Study Area. Ultrasonic acoustic surveys and/or other site appropriate survey methods should be used to determine the presence or absence of bats utilizing the project site as roosting habitat. If special-status bat species are detected during surveys, appropriate species- and roost-specific mitigation measures should be developed. Such measures may include postponing removal of trees, snags or structures until the end of the maternity roosting season or construction of species appropriate roosting habitat within, or adjacent to the project site.

Impact BIO-2: Birds

As previously discussed, that six special-status bird species have the potential to nest within or in close proximity to the project site that they may be disturbed by project activities. . These special-status bird species may use wetland, riparian, and upland habitats within the project site for breeding, foraging, and roosting. A wide variety of non-special status bird species that receive baseline protection under the MBTA and CDFW codes may also nest within the project site.

Mitigation Measure BIO-2: Birds

As six special-status bird species and several other non-special status birds species have the potential to nest, forage, and roost within the project site, the following measures shall be implemented to reduce impacts to these species to less than significant levels:

- To the fullest extent feasible, vegetation removal and ground disturbance within the project site shall occur outside of the general breeding bird season (February 1 through August 31).
- If vegetation removal and ground disturbance occur during the general breeding bird season (February 1 through August 31), pre-construction breeding bird surveys shall conducted within 14 days of the initiation of these activities to identify and avoid disturbance to active nests, eggs, and/or young.
- All active nests found during the survey shall be protected by a no-disturbance buffer until all young from each nest fledge or the nest otherwise becomes inactive.
- The size of each buffer shall be determined by a qualified biologist, and may vary from 25 feet for common non-status birds, or extend up to 500 feet for CDFW fully protected species such as white-tailed kite. Work within the buffer may be permitted if accompanied by biological monitoring of the nest to assure work is not having an effect on nesting activity.

Impact BIO-3: Pacific Pond Turtle

Pacific pond turtle has the potential to occur in aquatic habitats and utilize grassland habitats for nesting within the project area.

Mitigation Measure BIO-3: Pacific Pond Turtle

Prior to the initiation of project activities, presence/absence surveys covering suitable aquatic features should be conducted. If Pacific pond turtle is determined to be present during these surveys, additional avoidance measures may be implemented. Avoidance measures may include: installing exclusion fencing between the stream channel and the work area and/or relocating turtles out of impact areas if authorized by CDFW during the permitting process.

Impact BIO-4: Amphibians

The riparian habitat within the project site contains some areas with sufficient depth for supporting CRLF breeding, however, the project site most likely serves as a dispersal corridor from other known occurrences.

Mitigation Measure BIO-4: Amphibians

CRLF is a federal threatened and CDFW species of special concern. There is potential estivation and non-breeding aquatic habitat, which may support CRLF. The following mitigation measures are sourced from the 2014 USFWS Programmatic Biological Opinion for nationwide permits that may affect CRLF shall be implemented to reduce impacts to these species less than significant levels:

Prior to the issuance of a grading permit, the applicant shall perform the following:

- The applicant will designate a representative or point of contact for the project. The point of contact will maintain a copy of the biological opinion onsite for the duration of the construction period.
- At any time, the USFWS, California Department of Fish and Wildlife, and/or their designated agents may access and inspect the project site for compliance with the measures of the programmatic biological opinion. Agency staff must notify the applicant prior to a planned visit to ensure their safety at the construction site.
- A qualified biologist will be onsite to monitor any activities that may result in take of the CRLF.
- No more than 24 hours prior to the start of initial ground disturbance, a preconstruction survey for CRLF will be conducted within the project site.
- The biologist will conduct a training program for employees working on the Project. The training will cover identification, life history of the species, legal protections, as well as project specific measures to help prevent take of CRLF.
- The number of access routes, construction areas, equipment staging, storage, parking, and stockpile areas will be minimized to the extent practical. Any such areas that may be disturbed will be identified with orange plastic fencing.
- Ground-disturbing activities will be avoided between November 1 and March 31 in order to avoid times when CRLF are most likely to be moving through upland areas.
- Erosion control BMPs for the project will include the following protective measures:
 - a. Any equipment used on the site will be maintained in order to prevent leaks and would be checked daily for leaks. Equipment with leaks would not be used until leaks are fixed. No discharge of pollutants from

vehicle or equipment cleaning will be allowed into any storm drains or watercourses.

- b. Vehicle and equipment fueling and maintenance operations will be at least 50 feet away from water courses, except at established commercial gas stations or established vehicle maintenance facilities.
 - c. Concrete waste and water from curing operations will be collected in washouts and will be disposed of and not allowed into watercourses.
 - d. Spill containment kits will be maintained onsite at all times during construction operations and/or staging or fueling of equipment.
 - e. Dust control measures will include use of water trucks to control dust in excavation-and-fill areas, covering temporary access road entrances and exits with rock (rocking), and covering of temporary stockpiles when weather conditions require.
- Any human trash will be removed daily and not left overnight to avoid attracting predators.
 - Any asphalt or concrete waste may be temporally stored within previously disturbed areas absent of habitat and a minimum of 150 feet from any aquatic feature.
 - Any areas which will require restoration will use a native seed mix similar to the local ecotype. Any disturbed ground would receive appropriate erosion control treatment and native seed mix within seven days following completion of construction or within seven days following a seasonal stoppage of construction.
 - No monofilament plastic would be used for erosion control.
 - No herbicides, pesticides, firearms, or pets shall be allowed on the site.
 - Any open holes or trenches would be covered, or have escape ramps installed at the end of each working day to prevent CRLF from becoming trapped.
 - Any pipes, culverts or other hollow construction materials should have the ends covered, or be located in an area surrounded by exclusion fence.
 - If any CRLF are found in the construction area during construction or during daily preconstruction surveys, construction would be stopped and the frog would be allowed to leave on its own or a biologist authorized by the USFWS would temporarily relocate the individual(s) from the work area to nearby suitable aquatic habitat.
 - Large woody debris would be avoided to the greatest extent feasible. Removal of large woody debris would be limited to the area necessary to

complete work. Large woody debris in areas outside of the excavation and revetment footprint would be avoided and left in-place.

- All construction activities would cease 0.5 hour before sunset and would not begin until 0.5 hour after sunrise. Additionally, construction activities would not occur during rain events, as amphibians are more likely to disperse during periods of precipitation.
- During monitoring activities, the biologist will be allowed to remove any exotic species (e.g. bullfrogs, crayfish etc.) from the work area. Any encounters with a CRLF will be treated on a case-by-case basis in coordination with USFWS personnel. If a CRLF is observed the following procedure will be implemented:
 - a. Work in the vicinity will cease if it has the potential to harm the animal.
 - b. If the animal is in a location where it can be allowed to safely leave the area without being in danger from ongoing construction, it shall be allowed to do so.
 - c. If the animal is in an area where it may be in danger from construction activities, then work will stop and the animal would be allowed to leave on its own volition.

After implementation of the above mitigation measures, impacts to special-status species, including migratory birds, would be reduced to less than significant levels.

- b) **Less than Significant Impact.** As described above, the project site is comprised of four sensitive biological communities including California sycamore woodland, California sycamore woodland/eucalyptus grove riparian, intermittent to perennial stream, and palustrine emergent wetland. The proposed change to the project would alter the design of the bridge over Arroyo Del Valle Creek to include abutments for a single span steel bridge and associated trail improvements within the same project footprint analyzed in the 2014 IS/ND. The majority of project work would occur within the existing trail alignments and therefore would not have a significant impact on sensitive natural communities within the project site. The proposed project would not include any in-water work, and the installation of the bridge would result in minor impacts to California sycamore woodland as eight trees would be required to be removed. However, trees located within the channel would be cut at their base with no ground disturbance or stump grinding. Construction activities would result in minor impacts to California sycamore woodland understory for the excavation of approximately 160 cubic yards required for the proposed bridge installation. Therefore, the proposed change to the project would result in less than significant impacts to sensitive natural communities.

- c) ***Less than Significant with Mitigation Incorporated.*** The project site contains 0.04-acres of wetlands and 593.50 linear feet (0.48-acres) of an intermittent to perennial stream (Arroyo Del Valle Creek) subject to federal jurisdiction under Section 404 of the Clean Water Act (see Figure 3 above). This is a potentially significant impact to jurisdictional waters; however, these impacts can be reduced to a less-than-significant level by obtaining all required permits and implementing the best management practices and avoidance measures listed in Mitigation Measure BIO-5 below. Implementation of Mitigation Measure BIO-5 and compliance with all permit requirements would reduce impacts to a less-than-significant level.

Mitigation Measure BIO-5: Perennial Streams and Wetlands

Prior to the issuance of a grading permit, the applicant shall obtain authorization from the RWQCB, and a 1602 Streambed Alteration Agreement from the CDFW. All temporary impacts to jurisdictional waters shall be restored to existing conditions or better. The following avoidance and minimization measures shall be implemented as a part of the permit applications:

- Best management practices shall be incorporated into the construction specifications and implemented as a part of the proposed project.
- All construction personnel and equipment shall be confined to designated work areas and access corridors.
- A chain link fence with fiber rolls along the toe shall be installed around the perimeter of the staging area. Other temporary erosion control and water quality protection shall be installed including construction limit fencing along the limits of project disturbance and silt fencing on the creek side of project disturbance areas.
- Work shall be conducted in dry portions of the channel and the project shall not require any in-water work.
- Native planting areas shall be established in areas of temporary disturbance, including areas adjacent to the new trail and where the existing trail would be decommissioned. Plants shall be selected based on native species found within Arroyo Del Valle Creek.

- d) ***Less than Significant Impact.*** No migratory corridors or nursery sites are anticipated to be affected by the project. The project's design would not impede wildlife from using existing paths across the Arroyo Del Valle Creek. The project site does not contain spawning or rearing habitat for steelhead and critical habitat for fish passage. The bridge work would add material to the existing structures but would not create a barrier across the channel, decrease flows, change substrate size, or channelize the stream. Vegetation would be placed within the riparian habitat to prevent erosion of the banks and would not enter the creek bed. The stream channel and banks would be restored to near pre-project conditions following the completion of bridge work. The proposed project primarily involves short-term, temporary construction-related impacts and would not disrupt connectivity in the region. Therefore, potential impacts to wildlife corridors or nursery sites would be less than significant.

- e) ***Less than Significant Impact.*** The Alameda County Tree Ordinance requires a permit for the removal or significant trimming of any tree, which has dbh of 24 inches or more measured at 24 inches above the ground. Seven trees ranging from 6-18 inches dbh are proposed to be removed as part of the proposed change to the project. As described above, the Public Works Director has the authority to require a tree be removed if it presents a hazard. One 96-inch dbh hazardous cottonwood tree would also be removed from the site. Temporary direct impacts to Riparian Woodlands would result from tree trimming, if needed, for construction access. These areas would be revegetated following construction activities and the construction contractor would implement all tree protection measures listed in the Project Description above and noted in the construction technical specifications. Consistency with the Tree Ordinance would ensure that the proposed change to the project would not conflict with any local policies or ordinances protecting biological resources and impacts would be less than significant.
- f) ***No Change from the Previously Adopted IS/ND.*** The 2014 IS/ND concluded there would be no impact to any conservation plans as no state, regional, or federal habitat conservation plans or Natural Community Conservation Plans have been adopted for the project area. The proposed change to the project would alter the design of the bridge over Arroyo Del Valle Creek to include abutments for a single span steel bridge within the same project footprint analyzed under the 2014 IS/ND. Therefore, the proposed change to the project would result in no change to the analysis presented in the previously adopted 2014 IS/ND.

4.5 Cultural Resources

CULTURAL RESOURCES — Would the project:	<i>Potentially Significant Impact</i>	<i>Less than Significant with Mitigation Incorporated</i>	<i>Less than Significant Impact</i>	<i>No Impact</i>	<i>No Change from Previously Adopted IS/ND</i>
a) Cause a substantial adverse change in the significance of a historical resource as identified in Section 15064.5?	<input type="checkbox"/>	<input type="checkbox"/>	<input type="checkbox"/>	<input type="checkbox"/>	<input checked="" type="checkbox"/>
b) Cause a substantial adverse change in the significance of an archaeological resource pursuant to Section 15064.5?	<input type="checkbox"/>	<input type="checkbox"/>	<input type="checkbox"/>	<input type="checkbox"/>	<input checked="" type="checkbox"/>
c) Directly or indirectly destroy a unique paleontological resource or site or unique geologic feature?	<input type="checkbox"/>	<input type="checkbox"/>	<input type="checkbox"/>	<input type="checkbox"/>	<input checked="" type="checkbox"/>
d) Disturb any human remains, including those interred outside of formal cemeteries?	<input type="checkbox"/>	<input type="checkbox"/>	<input type="checkbox"/>	<input type="checkbox"/>	<input checked="" type="checkbox"/>

Environmental Setting

As described in the 2014 IS/ND, a records search was conducted through the Northwest Information Center of the California Historical Resources Information System on May 5, 2011. This records search included a search of the project area and a 1-mile buffer area around the project area. The National Register of Historic Places, the California Register of Historic Resources, the California Inventory of Historic Resources (1976), California Historical Landmarks (1996), California Points of Historical Interest (1992), and other standard reference sources were consulted. Historical maps were also reviewed, including the 1863 Rancho Valle de San Jose plat map, the 1878 General Land Office plat map, the 1878 Thompson & West Historical Atlas Map of Alameda County, the 1906 United States Geological Survey (USGS) Pleasanton quadrangle map, and the 1907 USGS Tesla quadrangle map.

The results of the records search indicated that no cultural resources have been previously identified within the project area. One previous study was conducted within the project area (Basin Research Associates, Inc. 1999). This study was a literature review only and did not identify any resources within the project area.

The entire project area was subject to an intensive archaeological pedestrian survey on May 23, 2011. No historic resources were identified. The Native American Heritage Commission (NAHC) was contacted by letter on May 26, 2011 and requested to search its Sacred Lands File to determine if any known sacred sites or other locations of importance to Native Americans are known to exist in the project area. A list of Native Americans that should be contacted concerning resources of importance to Native Americans was also requested. On June 9, 2011, the NAHC responded that the review of the Sacred Lands File did not show any sacred sites or other locations of importance to Native Americans in the project area. On June 10, 2011, letters were

sent to the nine groups and individuals identified by the NAHC. As of February 13, 2012, no responses have been received.

A literature review was completed by following the CEQA and the Society of Vertebrate Paleontology guidelines to assess if a significant paleontological resource could potentially be impacted during the proposed project ground disturbing activities. Because of the occurrence of vertebrate and invertebrate fossils within the Livermore Gravels and the Ceirbo Sandstone, these sedimentary units are considered to have high potential for containing sensitive paleontological resources.

Assembly Bill 52 (AB-52)

Assembly Bill (AB) 52 (Chapter 532, Statutes of 2014) establishes a formal consultation process for California Native American tribes as part of CEQA and equates significant impacts on “tribal cultural resources” with significant environmental impacts (PRC Section 21084.2). AB 52 defines a “California Native American Tribe” as a Native American tribe located in California that is on the contact list maintained by the Native American Heritage Commission (Public Resources Code Section 21073). Under AB 52, formal consultation with California Native American Tribes is required prior to determining the level of environmental document if a tribe has requested to be informed by the lead agency of proposed projects. AB 52 also requires that consultation address project alternatives and mitigation measures for significant effects, if requested by the California Native American Tribe. No tribe has requested consultation from the LARPD under AB-52. Therefore, the proposed project is not subject to the consultation requirements.

Discussion of Impacts

- a) ***No Change from the Previously Adopted IS/ND.*** The 2014 IS/ND concluded there would be a less than significant impact related to historical resources according to the results of the record search, pedestrian survey, and Native American consultation. The proposed change to the project would alter the design of the bridge over Arroyo Del Valle Creek to include abutments for a single span steel bridge located within the same project footprint analyzed under the 2014 IS/ND. Therefore, the proposed change to the project would result in no change to the analysis presented in the previously adopted 2014 IS/ND.
- b) ***No Change from the Previously Adopted IS/ND.*** The 2014 IS/ND concluded there would be a less than significant impact related to archaeological resources with implementation of the following procedures included in the 2014 Project Description:

To avoid impacts to any prehistoric or historic subsurface cultural resources, the following measures will be implemented as part of the project.

- Before the start of any ground disturbance, a paleontological field survey will be conducted, followed by the preparation of a Paleontological Resource Monitoring and Mitigation Plan (PRMMP). If the construction activities associated with the project result in an accidental discovery of paleontological resources, the measures in the PRMMP would be followed.
- If any prehistoric or historic subsurface cultural resources or paleontological resources are discovered during ground-disturbing

activities, all work within 100 feet of the resources will be halted, and after receiving notification, LARPD will consult with a qualified archaeologist or paleontologist to assess the significance of the find. If the find is determined to be significant (per CEQA Guidelines 15064.5[a][3]) or a unique archaeological resource (per Section 21083.2 of the California Public Resources Code), representatives of LARPD and a qualified archaeologist or paleontologist will meet to determine the appropriate course of action.

- If human skeletal remains are uncovered during project construction, the project proponent (LARPD) will immediately halt work, contact the Alameda County Coroner to evaluate the remains, and follow the procedures and protocols set forth in Section 15064.5 (e)(1) of the CEQA Guidelines. If the County Coroner determines that the remains are Native American, the project proponent would contact the NAHC, in accordance with Health and Safety Code Section 7050.5(c) and Public Resources Code Section 5097.98 (as amended by Assembly Bill 2641). Per Public Resources Code Section 5097.98, LARPD would ensure that the immediate vicinity around the location where the Native American human remains are located was not damaged or disturbed by further development activity (according to generally accepted cultural or archaeological standards or practices) until LARPD has discussed and conferred, as prescribed in Public Resources Code Section

The proposed change to the project would alter the design of the bridge over Arroyo Del Valle Creek to include abutments for a single span steel bridge within the same project footprint analyzed under the 2014 IS/ND. According to the 2014 IS/ND, no known archaeological resources have been located within the project site and with implementation of the above listed measures, impacts to inadvertent discoveries would be less than significant. Therefore, the proposed change to the project would result in no change to the analysis presented in the previously adopted 2014 IS/ND.

- c) **No Change from the Previously Adopted IS/ND.** The 2014 IS/ND analyzed the impact of ground disturbing activities on unknown but potentially present paleontological resources within the project area and concluded there would be a less than significant impact with implementation of the procedures included in the 2014 Project Description, as listed in impact 4.5(b) above. The proposed change to the project would alter the design of the bridge over Arroyo Del Valle Creek to include abutments for a single span steel bridge within the same project footprint analyzed under the 2014 IS/ND and would also implement to measures listed in the 2014 Project Description. Therefore, the proposed change to the project would result in no change to the analysis presented in the previously adopted 2014 IS/ND.

- d) **No Change from the Previously Adopted IS/ND.** The 2014 IS/ND conducted a records search, consultation with NAHC and Native Americans, and a pedestrian survey, all of which indicated there are no human remains known to exist within the project area. Therefore, impacts were determined to be less than significant with implementation of the BMPs included in the 2014 Project Description, and listed in impact 4.5(b) above. The proposed change to the project would alter the design of the bridge over Arroyo Del Valle Creek to include abutments for a single span steel bridge within the same project footprint analyzed under the 2014 IS/ND and would also implement measures listed in the 2014 Project Description. Therefore, the proposed change to the project would result in no change to the analysis presented in the previously adopted 2014 IS/ND.

4.6 Geology and Soils

GEOLOGY AND SOILS — Would the project:	<i>Potentially Significant Impact</i>	<i>Less than Significant with Mitigation Incorporated</i>	<i>Less than Significant Impact</i>	<i>No Impact</i>	<i>No Change from Previously Adopted IS/ND</i>
a) Expose people or structures to potential substantial adverse effects, including the risk of loss, injury, or death involving:					
i) Rupture of a known earthquake fault, as delineated on the most recent Alquist-Priolo Earthquake Fault Zoning Map issued by the State Geologist for the area or based on other substantial evidence of a known fault?	<input type="checkbox"/>	<input type="checkbox"/>	<input type="checkbox"/>	<input type="checkbox"/>	<input checked="" type="checkbox"/>
ii) Strong seismic ground shaking?	<input type="checkbox"/>	<input type="checkbox"/>	<input type="checkbox"/>	<input type="checkbox"/>	<input checked="" type="checkbox"/>
iii) Seismic-related ground failure, including liquefaction?	<input type="checkbox"/>	<input type="checkbox"/>	<input type="checkbox"/>	<input type="checkbox"/>	<input checked="" type="checkbox"/>
iv) Landslides?	<input type="checkbox"/>	<input type="checkbox"/>	<input type="checkbox"/>	<input type="checkbox"/>	<input checked="" type="checkbox"/>
b) Result in substantial soil erosion or the loss of topsoil?	<input type="checkbox"/>	<input type="checkbox"/>	<input type="checkbox"/>	<input type="checkbox"/>	<input checked="" type="checkbox"/>
c) Be located on a geologic unit or soil that is unstable, or that would become unstable as a result of the project, and potentially result in on- or off-site landslide, lateral spreading, subsidence, liquefaction, or collapse?	<input type="checkbox"/>	<input type="checkbox"/>	<input checked="" type="checkbox"/>	<input type="checkbox"/>	<input type="checkbox"/>
d) Be located on expansive soil, as defined in Table 18-1-B of the Uniform Building Code, creating substantial risks to life or property?	<input type="checkbox"/>	<input type="checkbox"/>	<input checked="" type="checkbox"/>	<input type="checkbox"/>	<input type="checkbox"/>
e) Have soils incapable of adequately supporting the use of septic tanks or alternative wastewater disposal systems where sewers are not available for the disposal of wastewater?	<input type="checkbox"/>	<input type="checkbox"/>	<input type="checkbox"/>	<input type="checkbox"/>	<input checked="" type="checkbox"/>

Environmental Setting

Soils

According to the East County Area Plan, the bay plain and the valley areas of Alameda County are underlain by Quaternary (from the present to 2 to 3 million years ago) unconsolidated deposits which, in turn, are underlain by sedimentary metamorphic and igneous rocks of up to 150 million years in age. The Quaternary deposits consist primarily of alluvial and estuarine sediments. The alluvial ranges from stream deposited sands, gravel, silts, clays, and intermixtures to fine windblown sand. Estuarine sediments consists of silty clays and some sand and shell layers deposited in the bay and marshlands. Adjacent to the San Francisco Bay the younger alluvial deposits grade into younger bay mud, a variable, semi-fluid to firm silty clay with lenses of water-saturated fine sand. Younger bay mud is covered by landfills that vary from dense, engineered fills to trash accumulations of uncertain geotechnical properties.

Seismicity

Earthquakes are generally expressed in terms of “intensity” and “magnitude.” Intensity is based on the observed effects of ground shaking on people, buildings, and natural features. By comparison, an earthquake’s magnitude is related to the amount of seismic energy released at the hypocenter of an earthquake. The project site is located in the San Andrea and Hayward fault zones, one of the most seismically active regions in the United States. However, the project site is not located within an Alquist-Priolo Fault Zone and no active faults run through the site.¹ The nearest fault is the Los Positas Fault, located approximately one mile northwest of the project site.²

Liquefaction

Liquefaction is a process in which water saturated sediments behave like a fluid, usually as a result of seismic ground shaking. During seismic events, liquefaction of fine-grained, unconsolidated sediments can be a serious hazard to structures built on these surfaces. Liquefaction frequently occurs in deposits where sediments are laid down in a quiet or calm water environment, such as historic lakebeds or inland sea areas. These deposits have a loose structure because undrained water remains between the pores of the sediments (the spaces between soil grains, usually filled with air or water), and groundshaking from earthquakes may trigger rapid consolidation of the soils, resulting in a complete loss of strength.

Landslides

Lands with slopes averaging 30 percent or more are not suitable for significant levels of development due to the risk of ground failure. The project site has slopes of zero to seven percent and is relatively flat and therefore has low risk of landslides.

¹ ABAG. 2013. *Resilience Program*. Available at: <http://resilience.abag.ca.gov/earthquakes/Alameda/>.

² USGS. 2017. *Quaternary Fault and Fold Database of the United States*. Available at: <https://earthquake.usgs.gov/hazards/qfaults/>

Discussion of Impacts

- ai-aiv) No Change from the Previously Adopted IS/ND.** The 2014 IS/ND concluded there would be no impact related to the exposure of people or structures to potential adverse effects from earthquake faults, seismic ground shaking, seismic-related ground failure, or landslides. The project area analyzed is not located within an Alquist-Priolo Fault zone and the proposed change to the project would alter the design of the bridge over Arroyo Del Valle Creek to include abutments for a single span steel bridge within the same project footprint analyzed under the 2014 IS/ND.
- b) No Change from the Previously Adopted IS/ND.** The 2014 IS/ND concluded there would be the potential for soil erosion as a result of trail construction and excavation; however, erosion control BMPs would be implemented during construction and installed at project completion to minimize erosion. The proposed change in the project would implement the same erosion control BMPs as listed in the 2014 IS/ND. Therefore, impacts related to soil erosion would remain less than significant and there would be no change to the analysis presented in the previously adopted 2014 IS/ND.
- c) Less than Significant Impact.** The 2014 IS/ND concluded the project would result in no impact as it would not destabilize slopes within or outside of the project footprint and would not involve the placement of fill within or outside of the project footprint that could lead to ground failure. The proposed change in the project would alter the design of the bridge over Arroyo Del Valle Creek to include abutments for a single span steel bridge within the same project footprint as analyzed in the 2014 IS/ND. As described above, the project site is relatively flat and only contains soils with slopes of zero to seven percent. The proposed change to the project would require the excavation of approximately 160 cubic yards of cut material that would be used as fill on-site. An additional 110 cubic yards of fill would be imported to the site. However, the proposed bridge has been designed as a single span bridge with small retaining walls from the approaches to the abutments to minimize disturbance and grading. The placement of these structures in the project site would not result in landslides, liquefaction, or other ground failure. Therefore, the proposed change to the project would not destabilize slopes resulting in ground failure, and impacts would be less than significant.
- d) Less than Significant Impact.** The 2014 IS/ND concluded that although some soils in the project area were classified as “expansive”, the project would have no impact as the proposed project would not pose a substantial risk to life or property. The proposed change to the project would alter the design of the bridge over Arroyo Del Valle Creek to include abutments for a single span steel bridge within the same project footprint as analyzed in the 2014 IS/ND. Furthermore, the proposed bridge has been designed as a single span bridge in order to avoid placement of supports within the creek and riverwash sediments. Although the bridge would not be designed as a clear span bridge as assumed in the 2014 IS/ND, the foundations and abutments of the bridge have been designed to accommodate the alluvial soils along the riparian corridor. Therefore, the proposed change to the project would not pose a substantial risk to life or property as a result of expansive soils and impacts would be less than significant.

- e) **No Change from the Previously Adopted IS/ND.** The 2014 IS/ND concluded that the project would have no impact related to soils capable of supporting the use of septic tanks as no septic tanks were included as part of the project. The proposed change to the project would alter the design of the bridge over Arroyo Del Valle Creek to include abutments for a single span steel bridge and does not include the use or installation of septic tanks or other alternative wastewater systems. Therefore, the proposed change to the project would result in no change to the analysis presented in the previously adopted 2014 IS/ND.

4.7 Greenhouse Gas Emissions

GREENHOUSE GAS EMISSIONS — Would the project:		<i>Potentially Significant Impact</i>	<i>Less than Significant with Mitigation Incorporated</i>	<i>Less than Significant Impact</i>	<i>No Impact</i>	<i>No Change from Previously Adopted IS/ND</i>
a)	Generate greenhouse gas emissions, either directly or indirectly, that may have a significant impact on the environment?	<input type="checkbox"/>	<input type="checkbox"/>	<input checked="" type="checkbox"/>	<input type="checkbox"/>	<input type="checkbox"/>
b)	Conflict with any applicable plan, policy, or regulation of an agency adopted for the purpose of reducing the emissions of greenhouse gases?	<input type="checkbox"/>	<input type="checkbox"/>	<input checked="" type="checkbox"/>	<input type="checkbox"/>	<input type="checkbox"/>

Environmental Setting

In 2006, California passed the California Global Warming Solutions Act of 2006 (Assembly Bill No. 32; California Health and Safety Code Division 25.5, Sections 38500, et seq., or AB 32), which requires the CARB to design and implement emission limits, regulations, and other measures, such that statewide GHG emissions are reduced to 1990 levels by 2020 (representing an approximate 25 percent reduction in emissions). The California Air Resources Board (CARB) has established several regulations aimed at guiding the state to meet this target. These strategies are outlined in the Scoping Plan and include various measures across numerous source categories aimed at reducing GHG emissions. Through this plan and subsequent enactment of regulations, the state is on the path toward meeting the goals of Assembly Bill 32. The California Air Resources Board (CARB) has established several regulations aimed at guiding the state to meet this target. These strategies are outlined in the Scoping Plan and include various measures across numerous source categories aimed at reducing GHG emissions. Through this plan and subsequent enactment of regulations, the state is on the path toward meeting the goals of Assembly Bill 32.

CARB has enacted numerous regulations to address the goals of AB 32 in reducing statewide GHG emissions. These strategies include a cap and trade program for industrial sources and improvements in vehicle fuel economy. This includes the low carbon fuel standard which requires the carbon intensity of fuels to decrease in the state. This impacts the fuel used by vehicles used to commute to work and off-road equipment used in construction. The state has also implemented regulations that require the carbon intensity of electricity to improve through the incorporation of renewable energy sources and limiting the emissions from new electricity producing sources.

Discussion of Impacts

- a) **Less than Significant Impact.** The proposed change in the project would alter the design of the bridge over Arroyo Del Valle Creek to include abutments for a single span steel bridge within the same project footprint analyzed in the 2014 IS/ND. A pedestrian bridge in this location was included in the 2014 IS/ND; however, construction details including grading, equipment, and timing were not analyzed. The proposed change to the project would require minimal grading and construction activities would only last approximately three months. No operational emissions would result from the proposed change in the project, as the project would be a permanent pedestrian bridge to replace an existing footbridge and minor recreational and trail improvements. The 2014 IS/ND originally analyzed construction emissions for a 4.47-acre city park undergoing construction and landscaping improvements with defaults for construction trips and mobile source trip lengths. The proposed change to the project does not include activities or construction equipment beyond those assumed in this original GHG emissions calculation. Therefore, the temporary construction emissions resulting from the proposed change in the project would result in a less than significant impact.
- b) **Less than Significant Impact.** The proposed change in the project would alter the design of the bridge over Arroyo Del Valle Creek to include abutments for a single span steel bridge within the same project footprint analyzed in the 2014 IS/ND. A pedestrian bridge in this location was included in the 2014 IS/ND; however, construction details including vehicle emissions were not analyzed. No operational greenhouse gas emissions would result from the proposed change in the project, as the project would be a permanent pedestrian bridge to replace an existing footbridge and minor recreational and trail improvements. The proposed change in the project would not conflict with the state goals of AB 32 and related regulations aimed at reducing emissions since the project would not result in any substantial changes in long-term operational emissions. The proposed change to the project is also consistent with the policies of BAAQMD and the Plan Bay Area, which determine how land use and transportation would develop in the San Francisco Air Basin, because the project would replace an existing bridge and provide trail improvements. The proposed change to the project would not result in any operational uses that are applicable to the policies within these plans and would therefore not conflict with or obstruct implementation of these plans. Therefore, greenhouse gas emissions resulting from the proposed change in the project would not conflict with or obstruct the implementation of AB32, BAAQMD's 2010 CAP, or any other regulations related to greenhouse gas emissions and impacts would be less than significant.

4.8 Hazards and Hazardous Materials

HAZARDS AND HAZARDOUS MATERIALS — Would the project:	<i>Potentially Significant Impact</i>	<i>Less than Significant with Mitigation Incorporated</i>	<i>Less than Significant Impact</i>	<i>No Impact</i>	<i>No Change from Previously Adopted IS/ND</i>
a) Create a significant hazard to the public or the environment through the routine transport, use, or disposal of hazardous materials?	<input type="checkbox"/>	<input type="checkbox"/>	<input type="checkbox"/>	<input type="checkbox"/>	<input checked="" type="checkbox"/>
b) Create a significant hazard to the public or the environment through reasonably foreseeable upset and accident conditions involving the release of hazardous materials into the environment?	<input type="checkbox"/>	<input type="checkbox"/>	<input type="checkbox"/>	<input type="checkbox"/>	<input checked="" type="checkbox"/>
c) Emit hazardous emissions or handle hazardous or acutely hazardous materials, substances, or waste within one-quarter mile of an existing or proposed school?	<input type="checkbox"/>	<input type="checkbox"/>	<input type="checkbox"/>	<input type="checkbox"/>	<input checked="" type="checkbox"/>
d) Be located on a site which is included on a list of hazardous materials sites compiled pursuant to Government Code Section 65962.5 and, as a result, would it create a significant hazard to the public or the environment?	<input type="checkbox"/>	<input type="checkbox"/>	<input type="checkbox"/>	<input type="checkbox"/>	<input checked="" type="checkbox"/>
e) For a project located within an airport land use plan or, where such a plan has not been adopted, within two miles of a public airport or public use airport, would the project result in a safety hazard for people residing or working in the project area?	<input type="checkbox"/>	<input type="checkbox"/>	<input type="checkbox"/>	<input type="checkbox"/>	<input checked="" type="checkbox"/>
f) For a project within the vicinity of a private airstrip, would the project result in a safety hazard for people residing or working in the project area?	<input type="checkbox"/>	<input type="checkbox"/>	<input type="checkbox"/>	<input type="checkbox"/>	<input checked="" type="checkbox"/>
g) Impair implementation of or physically interfere with an adopted emergency response plan or emergency evacuation plan?	<input type="checkbox"/>	<input type="checkbox"/>	<input type="checkbox"/>	<input type="checkbox"/>	<input checked="" type="checkbox"/>

HAZARDS AND HAZARDOUS MATERIALS — Would the project:	<i>Potentially Significant Impact</i>	<i>Less than Significant with Mitigation Incorporated</i>	<i>Less than Significant Impact</i>	<i>No Impact</i>	<i>No Change from Previously Adopted IS/ND</i>
h) Expose people or structures to a significant risk of loss, injury or death involving wildland fires, including where wildlands are adjacent to urbanized areas or where residences are intermixed with wildlands?	<input type="checkbox"/>	<input type="checkbox"/>	<input type="checkbox"/>	<input type="checkbox"/>	<input checked="" type="checkbox"/>

Environmental Setting

A material is considered hazardous if it appears on a list of hazardous materials prepared by a federal, state, or local agency or if it has characteristics defined as hazardous by such an agency. A hazardous material is defined in Title 22 of the California Code of Regulations as follows:

A substance or combination of substances which, because of its quantity, concentration, or physical, chemical or infectious characteristics, may either (1) cause, or significantly contribute to, an increase in mortality or an increase in serious irreversible, or incapacitating reversible, illness; or (2) pose a substantial present or potential hazard to human health or environment when improperly treated, stored, transported or disposed of or otherwise managed (California Code of Regulations, Title 22, Section 66261.10).

Chemical and physical properties cause a substance to be considered hazardous. Such properties include toxicity, ignitability, corrosivity, and reactivity (as defined in California Code of Regulations, Title 22, Sections 66261.20-66261.24). The release of hazardous materials into the environment could potentially contaminate soils, surface water, and groundwater supplies. Under Government Code Section 65962.5, the California Department of Toxic Substances Control (DTSC) maintains a list of hazardous substance sites. This list, referred to as the “Cortese List,” includes CALSITE hazardous material sites, sites with leaking underground storage tanks, and landfills with evidence of groundwater contamination. No hazardous materials have been documented by the DTSC within the project site and there are no hazardous substances sites included on the Cortese List in the project vicinity.³ In addition, the State Water Resource Control Board (SWRCB) Geo Tracker database was accessed to determine if there are any hazardous material sites in the vicinity of the project site. According to the GeoTracker database, no hazardous materials are located at or near the site.⁴

³ DTSC. 2017. *EnviroStor*. Available at: <http://www.envirostor.dtsc.ca.gov/public/>

⁴ SWRCB. 2017. *GeoTracker*. Available at: <https://geotracker.waterboards.ca.gov/>

Discussion of Impacts

a) **No Change from the Previously Adopted IS/ND.** The previously adopted 2014 IS/ND concluded that the project may involve the use of herbicides to control non-native invasive species and construction equipment would include the use of petroleum powered equipment. However, use of pesticides according to the manufacturer's specification and federal and state laws and implementation of BMPs related to the use of petroleum would prevent a significant hazard to public health and impacts would be less than significant. The following BMPs are listed in the 2014 IS/ND related to the use and potential for spills of petroleum.

- Vehicles and equipment would be inspected and approved by an inspector before use to ensure that they would not leak any type of hazardous materials such as oil, hydraulic fluid, or fuel.
- Off-site fueling of equipment used for management or trail building would be conducted at local service stations.
- On-site fueling would be conducted by trained personnel in designated staging areas, outside of any native vegetation or wetland areas. Fueling would be conducted on plastic sheeting.
- The contractor would have emergency spill clean-up gear (spill containment and absorption materials) and fire equipment available on-site at all times. These items would be reviewed by an inspector before activities begin.
- Leaks, drips, and other spills would be cleaned up immediately to avoid soil or groundwater contamination.
- Major vehicle maintenance and washing would be done offsite.
- All spent fluids including motor oil, radiator coolant, or other fluids and used vehicle batteries would be collected, stored, and recycled as hazardous waste offsite in accordance with applicable regulations.
- Spilled dry materials would be swept up immediately.

The proposed change to the project would alter the design of the bridge over Arroyo Del Valle Creek to include abutments for a single span steel bridge within the same project footprint analyzed in the 2014 IS/ND, and would also include the use of petroleum powered equipment during the construction phase. However, the proposed change to the project would implement the BMPs included in the 2014 IS/ND. Therefore, the proposed change to the project would result in no change to the analysis presented in the previously adopted 2014 IS/ND.

b) **No Change to the Previously Adopted IS/ND.** The previously adopted 2014 IS/ND concluded that the project may involve the use of herbicides to control non-native invasive species and construction equipment would include the use of petroleum powered equipment, and therefore there is a minimal potential for hazardous material release or accident. However, the BMPs included in the 2014 IS/ND and listed above would reduce impacts to a less-than-significant level. The proposed change to the project would alter

the design of the bridge over Arroyo Del Valle Creek to include abutments for a single span steel bridge within the same project footprint analyzed in the 2014 IS/ND, and would also include the use of petroleum powered equipment during the construction phase. However, the proposed change to the project would also implement the BMPs included in the 2014 IS/ND. Therefore, the proposed change to the project would result in no change to the analysis presented in the previously adopted 2014 IS/ND.

- c) **No Change to the Previously Adopted IS/ND.** The previously adopted 2014 IS/ND concluded that the project would not emit hazardous emissions or handle acutely hazardous materials within one-quarter mile of a school. The closest school is located over one mile from the project area. The proposed change to the project would alter the design of the bridge over Arroyo Del Valle Creek to include abutments for a single span steel bridge within the same project footprint analyzed in the 2014 IS/ND. Therefore, the proposed change to the project would result in no change to the analysis presented in the previously adopted 2014 IS/ND.
- d) **No Change to the Previously Adopted IS/ND.** The previously adopted 2014 IS/ND concluded that there are no known hazardous waste sites within the project area. The proposed change to the project would alter the design of the bridge over Arroyo Del Valle Creek to include abutments for a single span steel bridge within the same project footprint analyzed in the 2014 IS/ND. There are no new hazardous waste sites known in the vicinity of the project site. Therefore, the proposed change to the project would result in no change to the analysis presented in the previously adopted 2014 IS/ND.
- e) **No Change to the Previously Adopted IS/ND.** The previously adopted 2014 IS/ND concluded that the project would not create any public safety hazards or affect local airport operations. The proposed change to the project would alter the design of the bridge over Arroyo Del Valle Creek to include abutments for a single span steel bridge within the same project footprint analyzed in the 2014 IS/ND and would also not affect local airport operations. Therefore, the proposed change to the project would result in no change to the analysis presented in the previously adopted 2014 IS/ND.
- f) **No Change to the Previously Adopted IS/ND.** The previously adopted 2014 IS/ND concluded that the project would not affect the use private airstrips within the vicinity. The proposed change to the project would alter the design of the bridge over Arroyo Del Valle Creek to include abutments for a single span steel bridge within the same project footprint analyzed in the 2014 IS/ND and would also not affect the use of private airstrips. Therefore, the proposed change to the project would result in no change to the analysis presented in the previously adopted 2014 IS/ND.
- g) **No Change to the Previously Adopted IS/ND.** The previously adopted 2014 IS/ND concluded that the project would not interfere with local emergency response plans or emergency evacuation plans. The proposed change to the project would alter the design of the bridge over Arroyo Del Valle Creek to include abutments for a single span steel bridge within the same project footprint analyzed in the 2014 IS/ND and would not impact local roadways. Therefore, the proposed change to the project would result in no change to the analysis presented in the previously adopted 2014 IS/ND.

- h) No Change to the Previously Adopted IS/ND.** The previously adopted 2014 IS/ND concluded that the project would not create a wildlands fire hazards as all on-site project vehicles would be required to have a fire extinguisher for use per LARPD regulations and smoking would be prohibited except in designated areas to minimize associated fire hazards. The proposed change to the project would alter the design of the bridge over Arroyo Del Valle Creek to include abutments for a single span steel bridge within the same project footprint analyzed in the 2014 IS/ND and would require the same fire hazard measures during construction as previously mentioned. Therefore, the proposed change to the project would result in no change to the analysis presented in the previously adopted 2014 IS/ND.

4.9 Hydrology and Water Quality

HYDROLOGY AND WATER QUALITY — Would the project:		<i>Potentially Significant Impact</i>	<i>Less than Significant with Mitigation Incorporated</i>	<i>Less than Significant Impact</i>	<i>No Impact</i>	<i>No Change from Previously Adopted IS/ND</i>
a)	Violate any water quality standards or waste discharge requirements?	<input type="checkbox"/>	<input type="checkbox"/>	<input type="checkbox"/>	<input type="checkbox"/>	<input checked="" type="checkbox"/>
b)	Substantially deplete groundwater supplies or interfere substantially with groundwater recharge such that there would be a net deficit in aquifer volume or a lowering of the local groundwater table level (e.g., the production rate of pre-existing nearby wells would drop to a level which would not support existing land uses or planned uses for which permits have been granted)?	<input type="checkbox"/>	<input type="checkbox"/>	<input checked="" type="checkbox"/>	<input type="checkbox"/>	<input type="checkbox"/>
c)	Substantially alter the existing drainage pattern of the site or area, including through the alteration of the course of a stream or river, in a manner which would result in substantial erosion or siltation on- or off-site?	<input type="checkbox"/>	<input type="checkbox"/>	<input type="checkbox"/>	<input type="checkbox"/>	<input checked="" type="checkbox"/>
d)	Substantially alter the existing drainage pattern of the site or area, including through the alteration of the course of a stream or river, or substantially increase the rate or amount of surface runoff in a manner which would result in flooding on- or off-site?	<input type="checkbox"/>	<input type="checkbox"/>	<input type="checkbox"/>	<input type="checkbox"/>	<input checked="" type="checkbox"/>
e)	Create or contribute runoff water that would exceed the capacity of existing or planned storm water drainage systems or provide substantial additional sources of polluted runoff?	<input type="checkbox"/>	<input type="checkbox"/>	<input type="checkbox"/>	<input type="checkbox"/>	<input checked="" type="checkbox"/>
f)	Otherwise substantially degrade water quality?	<input type="checkbox"/>	<input type="checkbox"/>	<input type="checkbox"/>	<input type="checkbox"/>	<input checked="" type="checkbox"/>
g)	Place housing within a 100-year flood hazard area as mapped on a federal Flood Hazard Boundary or Flood Insurance Rate Map or other flood hazard delineation map?	<input type="checkbox"/>	<input type="checkbox"/>	<input type="checkbox"/>	<input type="checkbox"/>	<input checked="" type="checkbox"/>

HYDROLOGY AND WATER QUALITY — Would the project:		<i>Potentially Significant Impact</i>	<i>Less than Significant with Mitigation Incorporated</i>	<i>Less than Significant Impact</i>	<i>No Impact</i>	<i>No Change from Previously Adopted IS/ND</i>
h)	Place within a 100-year flood hazard area structures which would impede or redirect flood flows?	<input type="checkbox"/>	<input type="checkbox"/>	<input checked="" type="checkbox"/>	<input type="checkbox"/>	<input type="checkbox"/>
i)	Expose people or structures to a significant risk of loss, injury or death involving flooding, including flooding as a result of the failure of a levee or dam?	<input type="checkbox"/>	<input type="checkbox"/>	<input type="checkbox"/>	<input type="checkbox"/>	<input checked="" type="checkbox"/>
j)	Inundation of seiche, tsunami, or mudflow?	<input type="checkbox"/>	<input type="checkbox"/>	<input type="checkbox"/>	<input type="checkbox"/>	<input checked="" type="checkbox"/>

Environmental Setting

The project site is located in the Alameda Creek Watershed and the Dry Creek subwatershed, and is under the jurisdiction of the RWQCB. The project site is located directly within and along Arroyo Del Valle Creek.

According to the Federal Emergency Management Agency (FEMA) Federal Insurance Rate Maps (FIRM) (Map #06001C0485G), the project site is located within Zones AE and D. Areas classified as AE are defined as subject to inundation by 1-percent-annual-chance flood and areas zoned AE have average flood depths between one and three feet. Areas zoned D have flood hazards that are undetermined, but are possible. The project site is not located near the coast and therefore is not subject to tsunamis or seiches. The nearest dam is 1.5 miles to the south of the project site.

Discussion of Impacts

- a) ***No Change from the Previously Adopted IS/ND.*** The previously adopted 2014 IS/ND concluded that the project would not introduce any waste discharges and that BMPs required by RWQCB to obtain authorization under the Clean Water Act Section 401 would be adhered to prevent waste discharges. The proposed change to the project would alter the design of the bridge over Arroyo Del Valle Creek to include abutments for a single span steel bridge within the same project footprint analyzed in the 2014 IS/ND. The proposed change to the project would incorporate all BMPs listed in the 2014 IS/ND to prevent wastewater discharges during construction. Operation of the proposed bridge design and trail improvements would not result in any waste discharge to the creek. Furthermore, the proposed change to the project would also require a Water Quality Certification under the Clean Water Act Section 401 and would adhere to all BMPs required by RWQCB. Therefore, the proposed change to the project would result in no change to the analysis presented in the previously adopted 2014 IS/ND.

- b) ***Less than Significant Impact.*** The previously adopted 2014 IS/ND concluded that the project would not interfere with groundwater recharge, as no new impervious surfaces would be created. The proposed change to the project would alter the design of the bridge over Arroyo Del Valle Creek to include abutments for a single span steel bridge within the same project footprint analyzed in the 2014 IS/ND, in order to replace the temporary footbridge currently maintained by LARPD and includes trail connection improvements with asphalt/concrete pathway bridge approaches. In addition, decomposed granite pathways would be placed along the trail connections west of the creek and along the approach path from the eastern parking lot. However, the proposed change to the project would not alter drainage patterns and stormwater would still runoff to the creek and surrounding pervious areas. Therefore, the proposed change to the project would result in a minimal increase in impervious surfaces compared to existing conditions. This minimal change from existing conditions would not substantially interfere with groundwater recharge and impacts would be less than significant.
- c) ***No Change to the Previously Adopted IS/ND.*** The previously adopted 2014 IS/ND concluded that the project would not alter the existing drainage pattern in a manner that would result in substantial erosion or siltation. The 2014 IS/ND acknowledges the intent of the project to include a bridge in this location, and states that the bridge would be designed to clear-span drainages, avoid altering the existing drainage pattern of the area, and would include erosion and sedimentation BMPs. The proposed change to the project would alter the design of the bridge over Arroyo Del Valle Creek to include abutments for a single span steel bridge within the same project footprint analyzed in the 2014 IS/ND. As described in Section 3.0 (Project Description), the bridge has been designed to avoid any permanent structures within the creek and would implement all erosion control BMPs listed in the 2014 IS/ND. Therefore, the proposed change to the project would result in no change to the analysis presented in the previously adopted 2014 IS/ND.
- d) ***No Change to the Previously Adopted IS/ND.*** The previously adopted 2014 IS/ND concluded that the project would not alter the existing drainage pattern in a manner that would result in an increase in surface runoff or flooding. The 2014 IS/ND acknowledges the intent of the project to include a bridge in this location, and states that the bridge would be designed to clear-span drainages, and all bridge footings would be built in uplands, at or above the elevation of the high terrace of the floodplain, to avoid altering the drainage patterns of the site. As described in Section 3.0 (Project Description), the bridge has been designed to avoid any permanent structures within the creek and the wing walls from both abutments would alleviate flood forces on the abutments and aid in achieving no rise in 100-year water surface elevation as designated by the Federal Emergency Management Agency (FEMA). Therefore, the proposed change to the project would result in no change to the analysis presented in the previously adopted 2014 IS/ND.
- e) ***No Change to the Previously Adopted IS/ND.*** The previously adopted 2014 IS/ND concluded that the project would not increase the potential for flooding. The proposed change to the project would alter the design of the bridge over Arroyo Del Valle Creek to include abutments for a single span steel bridge within the same project footprint analyzed in the 2014 IS/ND. The bridge has been designed to alleviate flood forces on the abutments and aid in achieving no rise in 100-year water surface elevation as designated by FEMA. Therefore, the proposed change to the project would result in no change to the analysis presented in the previously adopted 2014 IS/ND.

- f) **No Change to the Previously Adopted IS/ND.** The previously adopted 2014 IS/ND concluded that the project would not degrade water quality and erosion control and stormwater BMPs would be implemented during construction. The proposed change to the project would alter the design of the bridge over Arroyo Del Valle Creek to include abutments for a single span steel bridge within the same project footprint analyzed in the 2014 IS/ND and would implement all BMPs included in the 2014 IS/ND. Therefore, the proposed change to the project would result in no change to the analysis presented in the previously adopted 2014 IS/ND.
- g) **No Change to the Previously Adopted IS/ND.** The previously adopted 2014 IS/ND concluded that the project would not place housing within the 100-year floodplain as the project does not involve the development of housing. The proposed change to the project would alter the design of the bridge over Arroyo Del Valle Creek to include abutments for a single span steel bridge within the same project footprint analyzed in the 2014 IS/ND and does not include the development of housing. Therefore, the proposed change to the project would result in no change to the analysis presented in the previously adopted 2014 IS/ND.
- h) **Less than Significant Impact.** The previously adopted 2014 IS/ND concluded that the project would not involve the development of any structures within the project site. The proposed change to the project would alter the design of the bridge over Arroyo Del Valle Creek to include abutments for a single span steel bridge within the same project footprint analyzed in the 2014 IS/ND, which would be located within the 100-year floodplain. However, as previously described the bridge would be designed to avoid any permanent structures within the creek and aid in achieving no rise in 100-year water surface elevation as designated by FEMA. Therefore, the proposed change to the project would not impede or redirect flood flows and impacts would be less than significant.
- i) **No Change from the Previously Adopted IS/ND.** The previously adopted 2014 IS/ND concluded that the project would have no impact related to exposure of people or structures to significant risk of loss, injury, or death involving flooding. The proposed change to the project would alter the design of the bridge over Arroyo Del Valle Creek to include abutments for a single span steel bridge within the same project footprint analyzed in the 2014 IS/ND. Furthermore, as stated above, the proposed change to the project would not increase flooding. Therefore, the proposed change to the project would result in no change to the analysis presented in the previously adopted 2014 IS/ND.
- j) **No Change to the Previously Adopted IS/ND.** The previously adopted 2014 IS/ND concluded that the project would not occur near any lakes, coasts, or mountains with potential for seiches, tsunamis, or mudflows and that the pond at the park is too small to be a concern. The proposed change to the project would alter the design of the bridge over Arroyo Del Valle Creek to include abutments for a single span steel bridge within the same project footprint analyzed in the 2014 IS/ND. Therefore, the proposed change to the project would result in no change to the analysis presented in the previously adopted 2014 IS/ND.

4.10 Land Use and Planning

LAND USE AND PLANNING – Would the project:	<i>Potentially Significant Impact</i>	<i>Less than Significant with Mitigation Incorporated</i>	<i>Less than Significant Impact</i>	<i>No Impact</i>	<i>No Change from Previously Adopted IS/ND</i>
a) Physically divide an established community?	<input type="checkbox"/>	<input type="checkbox"/>	<input type="checkbox"/>	<input type="checkbox"/>	<input checked="" type="checkbox"/>
b) Conflict with any applicable land use plan, policy, or regulation of an agency with jurisdiction over the project (including, but not limited to the general plan, specific plan, local coastal program, or zoning ordinance) adopted for the purpose of avoiding or mitigating an environmental effect?	<input type="checkbox"/>	<input type="checkbox"/>	<input type="checkbox"/>	<input type="checkbox"/>	<input checked="" type="checkbox"/>
c) Conflict with any applicable habitat conservation plan or natural communities conservation plan?	<input type="checkbox"/>	<input checked="" type="checkbox"/>	<input type="checkbox"/>	<input type="checkbox"/>	<input type="checkbox"/>

Environmental Setting

The project site is located within the southwestern portion of Sycamore Grove Park in unincorporated Alameda County, California. The project site encompasses Sycamore Grove Park land owned by the LARPD and property deemed the East Sycamore Grove Park Extension, also owned by LARPD.. The project site has a General Plan designation of “Parklands/Open Space” per the East County Area Plan and a designation of “Parks/Regional Open Space” per the South Livermore Valley Area Plan. The site is zoned as 0300 (Exempt Public Agency) per the Alameda County Use Code.

The East County Area Plan and South Livermore Area Plan provide policies and strategies for County resources and land uses. The County Municipal Code also provide requirements for the protection of resources and compliance with local, state, and federal laws. The proposed project is subject to the East County Area Plan, South Livermore Valley Area Plan, and Alameda County Zoning Ordinance. The project site is also under the jurisdiction of the LARPD’s Parks, Recreation, and Trails Master Plan (Master Plan). The EACCS provides policies and strategies for conservation of species and habitats within eastern Alameda County, including the project site.

East County Area Plan

Land Use

The allowable gross density for Major Parks and the project site is 0.2 Floor Area Ratio (FAR) and uses include only regional parks and open space.

Parks and Recreational Facilities

Policy 223: The County shall support expansion of the existing regional park system according to the recreational facility standards contained in the EBRPD Master Plan, the LARPD Master Plan, and applicable County specific plans.

South Livermore Valley Area Plan

Vineyard Area

The project site is located within the Vineyard Area and requires that development projects shall not conflict with or preclude proposed LARPD trails.

Alameda County Municipal Code

Tree Ordinance

The planting, maintaining, or removing of any tree in the right-of-way, and all associated facilities, such as irrigation systems, tree wells, root barriers and supports, are encroachments subject to the permitting and other requirements of this Chapter. It shall be unlawful for any person or utility to so encroach upon the right-of-way without first obtaining an encroachment permit as provided in this Chapter. The application for an encroachment permit under this Chapter shall be filed with the Director and approved by the Director prior to beginning the proposed activity or work.

East Alameda County Conservation Strategy

The EACCS designates the project site as “Type 3” Open Space, which includes public lands that may contain some land uses other than ecological protection such as parklands. This area is considered least protected out of the Open Space types identified in the EACCS. The project site is also located within Conservation Zone 12 (CZ-12). Conservation priorities for CZ-12 are as follows:

- Protection of Coulter pine woodland land cover type.
- Protection of perennial freshwater marsh and coast live oak forest and woodland land cover types.
- Protection and enhancement of ponds to protect breeding habitat for tricolored blackbird, CTS, and CRLF, with primary focus on currently occupied habitat and secondary focus on habitat that can be enhanced to encourage occupation.
- Protection of critical habitat for Alameda whipsnake.
- Complete surveys in annual grassland habitat for Callippe silverspot butterfly larval host/food plants and map occurrences of plant populations.

LARPD Parks, Recreation, and Trails Master Plan

Action A.3.1.1: Identify undeveloped segments in the trail system and collaborate with the City of Livermore, EBRPD, TVC, and other agencies to plan, prioritize, and encourage completion of these segments to create major multi-use trail corridors and provide connectivity to important destinations, including schools, parks, open space areas, transportation centers, and major employment and commercial centers.

- Encourage EBRPD to complete the Shadow Cliffs to Arroyo Del Valle Creek trail, specifically from Sycamore Grove northwest to the Isabel Avenue Trail;
- Plan for the completion of those remaining unconstructed segment of the South Livermore Valley Trail;
- Consider equestrian needs in the development of trails and the trail system and locations for potential staging areas in conjunction with EBRPD.

Action B.2.3.2: When designing and construction new facilities and improvements to existing facilities, comply with State and Federal requirements governing ADA parking and ramp accessibility for parking lot design, access to buildings, and when appropriate, use minimum grade and paving requirements for trail design.

Discussion of Impacts

- a) ***No Change to the Previously Adopted IS/ND.*** The previously adopted 2014 IS/ND concluded that the project area is vacant of any housing units and is located on the urban fringe of the City of Livermore. The project would have no impact as the project area is not situated between any housing units and would not divide an established community. Therefore, the proposed change to the project would not divide an established community and would result in no change to the analysis presented in the previously adopted 2014 IS/ND.
- b) ***No Change to the Previously Adopted IS/ND.*** The previously adopted 2014 IS/ND concluded that the project area falls under the jurisdiction of the LARPD's Master Plan and is consistent with the regulations to avoid or mitigate environmental effects. The proposed change to the project would alter the design of the bridge over Arroyo Del Valle Creek to include abutments for a single span steel bridge within the same project footprint as analyzed in the 2014 IS/ND. The proposed change to the project is consistent with the land use designations for the site and is consistent with the policies, goals, and recommendations listed in the Area Plans and Master Plan. Furthermore, the proposed change to the project would implement the goals of the Master Plan. Therefore, the proposed change to the project would result in no change to the analysis presented in the previously adopted 2014 IS/ND.

- c) ***Less than Significant with Mitigation Incorporated.*** The previously adopted 2014 IS/ND concluded that the project would comply with the policies of protecting, conserving, and managing a natural plant community in the LARPD Master Plan with the implementation of BMPs to protect natural habitats. The proposed change to the project would alter the design of the bridge over Arroyo Del Valle Creek to include abutments for a single span steel bridge within the same project footprint analyzed in the 2014 IS/ND and has the potential to impact sensitive habitat. As described in Section 4.4 (Biological Resources), implementation of Mitigation Measures BIO-1 through BIO-5 would reduce impacts to sensitive species to a less than significant level. Therefore, with implementation of Mitigation Measure BIO-1 through BIO-5, the proposed change to the project would be consistent with the Master Plan and EACCS policies for conservation.

4.11 Mineral Resources

MINERAL RESOURCES – Would the project:		Potentially Significant Impact	Less than Significant with Mitigation Incorporated	Less than Significant Impact	No Impact	No Change from Previously Adopted IS/ND
a)	Result in the loss of availability of a known mineral resource that would be of value to the region and the residents of the state?	<input type="checkbox"/>	<input type="checkbox"/>	<input type="checkbox"/>	<input type="checkbox"/>	<input checked="" type="checkbox"/>
b)	Result in the loss of availability of a locally important mineral resource recovery site delineated on a local general plan, specific plan, or other land use plan?	<input type="checkbox"/>	<input type="checkbox"/>	<input type="checkbox"/>	<input type="checkbox"/>	<input checked="" type="checkbox"/>

Environmental Setting

According to the U.S. Geological Survey Mineral Resources On-Line Spatial Data Interactive Map and California Department of Conservation Mines Online, there are no mines or mineral resources identified within the project site or in the surrounding area.

Discussion of Impacts

- a) **No Change to the Previously Adopted IS/ND.** The previously adopted 2014 IS/ND concluded that the project area does not contain a known deposit of mineral resources and therefore would not result in the loss of a known mineral resources of value to the region and residents of the state. The proposed change to the project would alter the design of the bridge over Arroyo Del Valle Creek to include abutments for a single span steel bridge within the same project footprint analyzed in the 2014 IS/ND. Therefore, the proposed change to the project would result in no change to the analysis presented in the previously adopted 2014 IS/ND.
- b) **No Change to the Previously Adopted IS/ND.** The previously adopted 2014 IS/ND concluded that the project area does not contain a known deposit of mineral resources and therefore would not result in the loss of a locally-important mineral resources recovery site. The proposed change to the project would alter the design of the bridge over Arroyo Del Valle Creek to include abutments for a single span steel bridge within the same project footprint analyzed in the 2014 IS/ND. Therefore, the proposed change to the project would result in no change to the analysis presented in the previously adopted 2014 IS/ND.

4.12 Noise

NOISE – Would the project:	<i>Potentially Significant Impact</i>	<i>Less than Significant with Mitigation Incorporated</i>	<i>Less than Significant Impact</i>	<i>No Impact</i>	<i>No Change from Previously Adopted IS/ND</i>
a) Exposure of persons to or generation of noise levels in excess of standards established in the local general plan or noise ordinance, or applicable standards of other agencies?	<input type="checkbox"/>	<input type="checkbox"/>	<input type="checkbox"/>	<input type="checkbox"/>	<input checked="" type="checkbox"/>
b) Exposure of persons to or generation of excessive groundborne vibration or groundborne noise levels?	<input type="checkbox"/>	<input type="checkbox"/>	<input checked="" type="checkbox"/>	<input type="checkbox"/>	<input type="checkbox"/>
c) A substantial permanent increase in ambient noise levels in the project vicinity above levels existing without the project?	<input type="checkbox"/>	<input type="checkbox"/>	<input type="checkbox"/>	<input type="checkbox"/>	<input checked="" type="checkbox"/>
d) A substantial temporary or periodic increase in ambient noise levels in the project vicinity above levels existing without the project?	<input type="checkbox"/>	<input type="checkbox"/>	<input type="checkbox"/>	<input type="checkbox"/>	<input checked="" type="checkbox"/>
e) For a project located within an airport land use plan or, where such a plan has not been adopted, within two miles of a public airport of public use airport, would the project expose people residing or working in the project area to excessive noise levels?	<input type="checkbox"/>	<input type="checkbox"/>	<input type="checkbox"/>	<input type="checkbox"/>	<input checked="" type="checkbox"/>
f) For a project within the vicinity of a private airstrip, would the project expose people residing or working in the project area to excessive noise levels?	<input type="checkbox"/>	<input type="checkbox"/>	<input type="checkbox"/>	<input type="checkbox"/>	<input checked="" type="checkbox"/>

Environmental Setting

The Noise Element of the Alameda County Ordinance Code has established noise standards for residential and public institutional land uses. The maximum A-weighted decibel level (dBA) is 65 for a 1-hour period during the daytime and 60 dBA during nighttime hours (10 p.m. to 7 a.m.). For commercial properties, noise level standards are a maximum of 80 dBA and 75 dBA for daytime and nighttime, respectively. The provisions of the Alameda County Noise Element limit noise sources associated with construction between 7 a.m. and 7 p.m. on weekdays and between 8 a.m. and 5 p.m. on weekends. As stated in Section 3.0 (Project Description) above, construction would take place on weekdays, between the hours of 7:00 a.m. and 6:30 p.m., unless otherwise approved by the TVC and LARPD on a case by case basis.

Evaluation of construction noise in the 2014 IS/ND was based on research conducted on the typical noise generated from a public works project. In 1971, the U.S. Environmental Protection Agency calculated the average noise level based on several different phases of construction and several different types of equipment (Table 3). Noise level estimates were determined at a distance of 50 feet.

Table 3. Average Noise Levels for Various Construction Activities

Type of Activity	Noise Levels (in dBA)
Ground clearing	84±8 dBA
Excavations	88±7 dBA
Foundations	88±8 dBA
Erection of structures	79±9 dBA
Finishing (e.g., paving)	84±7 dBA
EPA. 1971.	

Discussion of Impacts

- a) **No Change to the Previously Adopted IS/ND.** The previously adopted 2014 IS/ND concluded that the project would only generate short-term noise during construction and no noise increase would occur from operation of the project, and noise impacts would be less than significant. The proposed change to the project would alter the design of the bridge over Arroyo Del Valle Creek to include abutments for a single span steel bridge within the same project footprint analyzed in the 2014 IS/ND. The proposed project would utilize the same construction equipment and result in the same noise during construction activities as previously analyzed in the 2014 IS/ND. In addition, construction activities would comply with Alameda County's Noise Ordinance. Therefore, the proposed change to the project would result in no change to the analysis presented in the previously adopted 2014 IS/ND.
- b) **Less than Significant Impact.** The previously adopted 2014 IS/ND concluded that the equipment used during construction of the new trail would only produce minor, localized groundborne vibrations and no impact would occur. The proposed change to the project would alter the design of the bridge over Arroyo Del Valle Creek to include abutments for a single span steel bridge within the same project footprint analyzed in the 2014 IS/ND and would include the use of pile drivers for installation of the new abutments. However, construction is only anticipated to last three months and there are no sensitive receptions within the immediate vicinity of the project. The Livermore Division of the Veteran Affairs Palo Health Care System is the nearest sensitive receptor located approximately 0.26 miles to the west of the project site. Therefore, the proposed change to the project would result in minimal groundborne vibrations during construction and impacts would be less than significant.
- c) **No Change to the Previously Adopted IS/ND.** The previously adopted 2014 IS/ND concluded that the project would have no permanent increase in ambient noise levels in the surrounding vicinity. The proposed change to the project would alter the design of the bridge over Arroyo Del Valle Creek to include abutments for a single span steel bridge within the same project footprint analyzed in the 2014 IS/ND and would operation of the project would remain that same as under existing conditions. The operation of the bridge and associated trail improvements would not result in any permanent ambient noise

sources. Therefore, the proposed change to the project would result in no change to the analysis presented in the previously adopted 2014 IS/ND.

- d) **No Change to the Previously Adopted IS/ND.** The previously adopted 2014 IS/ND concluded that the project would generate short-term noise during construction, but construction noise would not be at a level that would dominate the nearest sensitive receptor environment and impacts would be less than significant. The proposed change to the project would alter the design of the bridge over Arroyo Del Valle Creek to include abutments for a single span steel bridge. The proposed project would utilize the same construction equipment, resulting in the same noise during construction activities as previously analyzed in the 2014 IS/ND within the same project footprint as analyzed in the 2014 IS/ND. No new sensitive receptors are located within the vicinity of the project site since this analysis. Therefore, the proposed change to the project would result in no change to the analysis presented in the previously adopted 2014 IS/ND.
- e) **No Change to the Previously Adopted IS/ND.** The previously adopted 2014 IS/ND concluded that the project area is not located within two miles of a public airport and no airport land use plans include the project area within its boundaries. The proposed change to the project would alter the design of the bridge over Arroyo Del Valle Creek to include abutments for a single span steel bridge within the same project footprint analyzed in the 2014 IS/ND. Therefore, the proposed change to the project would result in no change to the analysis presented in the previously adopted 2014 IS/ND.
- f) **No Change to the Previously Adopted IS/ND.** The previously adopted 2014 IS/ND concluded that the project area is not located within two miles of a private airstrip and no impact would occur. The proposed change to the project would alter the design of the bridge over Arroyo Del Valle Creek to include abutments for a single span steel bridge within the same project footprint analyzed in the 2014 IS/ND. Therefore, the proposed change to the project would result in no change to the analysis presented in the previously adopted 2014 IS/ND.

4.13 Population and Housing

POPULATION AND HOUSING – Would the project:	<i>Potentially Significant Impact</i>	<i>Less than Significant with Mitigation Incorporated</i>	<i>Less than Significant Impact</i>	<i>No Impact</i>	<i>No Change from Previously Adopted IS/ND</i>
a) Induce substantial population growth in an area, either directly (for example, by proposing new homes and businesses) or indirectly (for example, through extension of roads or other infrastructure)?	<input type="checkbox"/>	<input type="checkbox"/>	<input type="checkbox"/>	<input type="checkbox"/>	<input checked="" type="checkbox"/>
b) Displace substantial numbers of existing housing, necessitating the construction of replacement housing elsewhere?	<input type="checkbox"/>	<input type="checkbox"/>	<input type="checkbox"/>	<input type="checkbox"/>	<input checked="" type="checkbox"/>
c) Displace substantial numbers of people necessitating the construction of replacement housing elsewhere?	<input type="checkbox"/>	<input type="checkbox"/>	<input type="checkbox"/>	<input type="checkbox"/>	<input checked="" type="checkbox"/>

Environmental Setting

According to the LARPD Master Plan, population growth during the 2000 to 2012 timeframe occurred at a 13.9% rate, with approximately 850 new LARPD residents documented each year, on average. The growth rate of 13.9% during this timeframe compares with a 7.7% growth rate for Alameda County as a whole. Therefore, the growth was much higher than the County as a whole, but was close to the 12% growth rate statewide during the same time. Population growth in the LARPD between 2013 and 2035 is expected to occur at 1.0% rate per year, with approximately 900 new residents anticipated each year on average.

Discussion of Impacts

- a) ***No Change to the Previously Adopted IS/ND.*** The previously adopted 2014 IS/ND concluded that the project would not include new homes, commercial structures or modifications to infrastructure. Therefore, the project would have no impact on population growth in the area. The proposed change to the project would alter the design of the bridge over Arroyo Del Valle Creek to include abutments for a single span steel bridge within the same project footprint analyzed in the 2014 IS/ND and would not include any homes or commercial structures. The analysis of the 2014 IS/ND anticipated the installation of a bridge over Arroyo Del Valle Creek, but did not analyze the specific design and implementation. Furthermore, the proposed bridge would replace an existing temporary footbridge. This pedestrian bridge would not significantly increase use of the park beyond existing conditions and would not induce population growth in the area. Therefore, the proposed change to the project would result in no change to the analysis presented in the previously adopted 2014 IS/ND.

- b) No Change to the Previously Adopted IS/ND.** The previously adopted 2014 IS/ND concluded that the project would not displace any housing units and therefore, no new housing units would need to be constructed. The proposed change to the project would alter the design of the bridge over Arroyo Del Valle Creek to include abutments for a single span steel bridge within the same project footprint analyzed in the 2014 IS/ND and would not displace any homes necessitating the construction of new homes. Therefore, the proposed change to the project would result in no change to the analysis presented in the previously adopted 2014 IS/ND.
- c) No Change to the Previously Adopted IS/ND.** The previously adopted 2014 IS/ND concluded that the project would not displace any housing units and no additional housing units would be needed as a result of the project. The proposed change to the project would alter the design of the bridge over Arroyo Del Valle Creek to include abutments for a single span steel bridge within the same project footprint analyzed in the 2014 IS/ND and would not displace any people necessitating the construction of replacement housing. Therefore, the proposed change to the project would result in no change to the analysis presented in the previously adopted 2014 IS/ND.

4.14 Public Services

POPULATION AND HOUSING – Would the project:		Potentially Significant Impact	Less than Significant with Mitigation Incorporated	Less than Significant Impact	No Impact	No Change from Previously Adopted IS/ND
a)	Result in substantial adverse physical impacts associated with the provision of new or physically altered governmental facilities, need for new or physically altered governmental facilities, the construction of which could cause significant environmental impacts, in order to maintain acceptable service ratios, response times, or other performance objectives for any of the public services:					
i)	Fire Protection?	<input type="checkbox"/>	<input type="checkbox"/>	<input type="checkbox"/>	<input type="checkbox"/>	<input checked="" type="checkbox"/>
ii)	Police Protection?	<input type="checkbox"/>	<input type="checkbox"/>	<input type="checkbox"/>	<input type="checkbox"/>	<input checked="" type="checkbox"/>
iii)	Schools?	<input type="checkbox"/>	<input type="checkbox"/>	<input type="checkbox"/>	<input type="checkbox"/>	<input checked="" type="checkbox"/>
iv)	Parks?	<input type="checkbox"/>	<input type="checkbox"/>	<input type="checkbox"/>	<input type="checkbox"/>	<input checked="" type="checkbox"/>
v)	Other Public Facilities?	<input type="checkbox"/>	<input type="checkbox"/>	<input type="checkbox"/>	<input type="checkbox"/>	<input checked="" type="checkbox"/>

Environmental Setting

Fire

The Alameda County Fire Department (ACFD) provides all-risk emergency services to the unincorporated areas of Alameda County (excluding Fairview), the cities of San Leandro, Dublin, Newark, Union City and Emeryville, the Lawrence Berkeley National Laboratory and the Lawrence Livermore National Laboratory. With 29 fire stations and 35 companies serving a population of 394,000, the ACFD serves the region. Over 400 personnel and 100 Reserve Firefighters provide fire services over roughly 508 square miles.

Sheriff

The Alameda County Sheriff would serve as police protection for the project area. The Sheriff's office has over 1500 authorized positions including in excess of 1000 sworn personnel. The Office of Emergency Services maintains a 24-hour response capability that includes their Air Squadron, Deputy Sheriff Reserve Unit, Communications Team, Mounted Posse, Search and Rescue Unit, and Underwater Recovery Unit.

Schools

The project site is located in unincorporated Alameda County between two large parks and recreation areas; there are no schools located within the project site or surrounding area. The closest school is located approximately 2.5 miles north of the project site.

Parks

The project site is located between the Sycamore Grove Park and Del Valle Regional Park. Sycamore Grove Park provides 847 acres of parks and recreation facilities for the area, and is owned and maintained by LARPD. Del Valle Regional Park is a regional park including Del Valle Lake and 4,395 acres of open space owned by the State of California, EBRPD operates and maintains the park.

Discussion of Impacts

- a-i) *No Change to the Previously Adopted IS/ND.*** The previously adopted 2014 IS/ND concluded that the project would not require an increase in the current level of fire protection provided. The proposed change to the project would alter the design of the bridge over Arroyo Del Valle Creek to include abutments for a single span steel bridge within the same project footprint analyzed in the 2014 IS/ND and is not expected to significantly increase park use. Furthermore, the installation of this bridge and approach improvements would allow for emergency vehicle access along the multi-use trail. The proposed change in the project would be adequately served by the existing fire services provided to the site. Therefore, the proposed change to the project would result in no change to the analysis presented in the previously adopted 2014 IS/ND.
- a-ii) *No Change to the Previously Adopted IS/ND.*** The previously adopted 2014 IS/ND concluded that the project would not require an increase in the current level of police protection provided. The proposed change to the project would alter the design of the bridge over Arroyo Del Valle Creek to include abutments for a single span steel bridge within the same project footprint analyzed in the 2014 IS/ND and is not expected to

significantly increase park use. Furthermore, the installation of this bridge and approach improvements would allow for emergency vehicle access along the multi-use trail. The proposed change in the project would be adequately served by the existing police services provided to the site. Therefore, the proposed change to the project would result in no change to the analysis presented in the previously adopted 2014 IS/ND.

- a-iii) No Change to the Previously Adopted IS/ND.** The previously adopted 2014 IS/ND concluded that no population increases would be expected as part of the project and therefore, school services in the areas would not change. The proposed change to the project would alter the design of the bridge over Arroyo Del Valle Creek to include abutments for a single span steel bridge within the same project footprint analyzed in the 2014 IS/ND and no population increase is expected as a result of the proposed change to the project. Therefore, school services would not be impacted and the proposed change to the project would result in no change to the analysis presented in the previously adopted 2014 IS/ND.
- a-iv) No Change to the Previously Adopted IS/ND.** The previously adopted 2014 IS/ND concluded that the project would result in temporary impacts during the construction phase of the project, but most park services at Sycamore Grove Park and Del Valle Regional Park would remain available to the public during construction. The project would not increase the need for new parks and would help Sycamore Grove Park and Del Valle Regional Park meet their service objectives. The proposed change to the project would alter the design of the bridge over Arroyo Del Valle Creek to include abutments for a single span steel bridge within the same project footprint analyzed in the 2014 IS/ND and would result in temporary impacts to this area of the parks during construction. However, the proposed change to the project would also help the parks meet their service objectives by providing a vital connection with the proposed bridge and ADA compliant facilities. Therefore, the proposed change to the project would result in no change to the analysis presented in the previously adopted 2014 IS/ND.
- a-v) No Change to the Previously Adopted IS/ND.** The previously adopted 2014 IS/ND concluded that the project would not increase the demand for any other public services and no new construction of public facilities would result from the project. The proposed change to the project would alter the design of the bridge over Arroyo Del Valle Creek to include abutments for a single span steel bridge within the same project footprint analyzed in the 2014 IS/ND,. The installation of this bridge and associated improvements would not result in an increase in the population, in the demand for other public services, or the construction of new public facilities. Therefore, the proposed change to the project would result in no change to the analysis presented in the previously adopted 2014 IS/ND.

4.15 Recreation

RECREATION – Would the project:	Potentially Significant Impact	Less than Significant with Mitigation Incorporated	Less than Significant Impact	No Impact	No Change from Previously Adopted IS/ND
a) Increase the use of existing neighborhood and regional parks or other recreational facilities such that substantial physical deterioration of the facility would occur or be accelerated?	<input type="checkbox"/>	<input type="checkbox"/>	<input type="checkbox"/>	<input type="checkbox"/>	<input checked="" type="checkbox"/>
b) Include recreational facilities or require the construction or expansion of recreational facilities which might have an adverse physical effect on the environment?	<input type="checkbox"/>	<input type="checkbox"/>	<input type="checkbox"/>	<input type="checkbox"/>	<input checked="" type="checkbox"/>

Discussion of Impacts

- a) **No Change to the Previously Adopted IS/ND.** The previously adopted 2014 IS/ND concluded that the project would increase access and usability of Sycamore Grove Park and Del Valle Regional Park, but not to the point where deterioration of those parks would occur. The proposed change to the project would alter the design of the bridge over Arroyo Del Valle Creek to include abutments for a single span steel bridge within the same project footprint analyzed in the 2014 IS/ND, to replace an existing temporary footbridge. The 2014 IS/ND anticipated the need for some replacement bridge in this area in order to improve access across the creek. Therefore, the proposed change to the project would result in no change to the analysis presented in the previously adopted 2014 IS/ND.
- b) **No Change to the Previously Adopted IS/ND.** The previously adopted 2014 IS/ND concluded that the project is an improvement and expansion of the current recreational facility and would not result in an adverse physical effect on the environment. Short-term impacts from construction would be temporary and no permanent impact on the environment would occur. The proposed change to the project would alter the design of the bridge over Arroyo Del Valle Creek to include abutments for a single span steel bridge, as anticipated in the trail expansion and improvements listed in the 2014 IS/ND. The proposed change in the project would also result in temporary, short-term impacts from construction, but would have no long-term adverse impact on the physical environment. Therefore, the proposed change to the project would result in no change to the analysis presented in the previously adopted 2014 IS/ND.

4.15 Transportation and Traffic

TRANSPORTATION AND TRAFFIC – Would the project:	<i>Potentially Significant Impact</i>	<i>Less than Significant with Mitigation Incorporated</i>	<i>Less than Significant Impact</i>	<i>No Impact</i>	<i>No Change from Previously Adopted IS/ND</i>
a) Conflict with an applicable plan, ordinance or policy establishing measures of effectiveness for the performance of the circulation system, taking into account all modes of transportation including mass transit and non-motorized travel and relevant components of the circulation system, including but not limited to intersections, streets, highways and freeways, pedestrian and bicycle paths, and mass transit?	<input type="checkbox"/>	<input type="checkbox"/>	<input type="checkbox"/>	<input type="checkbox"/>	<input checked="" type="checkbox"/>
b) Conflict with an applicable congestion management program, including, but not limited to level of service standards and travel demand measures, or other standards established by the county congestion management agency for designated roads or highways?	<input type="checkbox"/>	<input type="checkbox"/>	<input type="checkbox"/>	<input type="checkbox"/>	<input checked="" type="checkbox"/>
c) Result in a change in air traffic patterns, including either an increase in traffic levels or a change in location that results in substantial safety risks?	<input type="checkbox"/>	<input type="checkbox"/>	<input type="checkbox"/>	<input type="checkbox"/>	<input checked="" type="checkbox"/>
d) Substantially increase hazards to a design feature (e.g., sharp curves or dangerous intersections) or incompatible uses (e.g., farm equipment)?	<input type="checkbox"/>	<input type="checkbox"/>	<input type="checkbox"/>	<input type="checkbox"/>	<input checked="" type="checkbox"/>
e) Result in inadequate emergency access?	<input type="checkbox"/>	<input type="checkbox"/>	<input type="checkbox"/>	<input type="checkbox"/>	<input checked="" type="checkbox"/>
f) Conflict with adopted policies, plans, or programs supporting alternative transportation (e.g., bus turnouts, bicycle racks)?	<input type="checkbox"/>	<input type="checkbox"/>	<input type="checkbox"/>	<input type="checkbox"/>	<input checked="" type="checkbox"/>

Environmental Setting

A Congestion Management Program (CMP) was prepared for Alameda County in October 2015. There are no CMP roadways within the vicinity of the project area.

Discussion of Impacts

- a) **No Change to the Previously Adopted IS/ND.** The previously adopted 2014 IS/ND concluded that the project would result in a temporary increase in traffic during construction but would not exceed the designed capacity of the roadway. Furthermore, the roadways in the area are currently uncongested and the minimal increase in traffic resulting from project operation would not exceed the designed capacity of the local roadway system. The proposed change to the project would alter the design of the bridge over Arroyo Del Valle Creek to include abutments for a single span steel bridge within the same project footprint analyzed in the 2014 IS/ND, to replace an existing temporary footbridge. The proposed change in the project would result in minimal traffic during construction and would not result in a significant increase in traffic during operation. As stated above, there are no CMP roadways within the vicinity of the proposed project site. Therefore, the proposed change to the project would result in no change to the analysis presented in the previously adopted 2014 IS/ND.
- b) **No Change to the Previously Adopted IS/ND.** The previously adopted 2014 IS/ND concluded that the project would result in minimal increases in traffic levels, but this would be far below any level-of-service standards. The proposed change to the project would alter the design of the bridge over Arroyo Del Valle Creek to include abutments for a single span steel bridge within the same project footprint as analyzed in the 2014 IS/ND, to replace an existing temporary footbridge. The proposed change to the project would not result in a significant increase in visitor trips to the site and the concept of the proposed bridge was anticipated as part of the project analyzed in the 2014 IS/ND. Furthermore, the proposed change to the project would not increase the existing number of parking spaces, and would therefore not increase the number of visitors to the site. Therefore, the proposed change to the project would result in no change to the analysis presented in the previously adopted 2014 IS/ND.
- c) **No Change to the Previously Adopted IS/ND.** The previously adopted 2014 IS/ND concluded that the project is not located within an airport plan and would not alter any air traffic patterns. The proposed change to the project would alter the design of the bridge over Arroyo Del Valle Creek to include abutments for a single span steel bridge within the same project footprint analyzed in the 2014 IS/ND. Furthermore, the proposed change to the project would not alter any air traffic patterns. Therefore, the proposed change to the project would result in no change to the analysis presented in the previously adopted 2014 IS/ND.

- d) **No Change to the Previously Adopted IS/ND.** The previously adopted 2014 IS/ND concluded that the project would not include alterations to roads providing access to the park. The proposed change to the project would alter the design of the bridge over Arroyo Del Valle Creek to include abutments for a single span steel bridge within the same project footprint analyzed in the 2014 IS/ND and would not include any alterations to local roadways or access to the park. The bridge would provide access for pedestrian and equestrian use, as well as emergency vehicles, when necessary, but would not serve vehicular traffic. Therefore, the proposed change to the project would result in no change to the analysis presented in the previously adopted 2014 IS/ND.
- e) **No Change to the Previously Adopted IS/ND.** The previously adopted 2014 IS/ND concluded that the project would not result in a significant increase in visitor traffic that would impact emergency vehicle access and that extension of the multi-use trail would improve emergency vehicle access. The proposed change to the project would alter the design of the bridge over Arroyo Del Valle Creek to include abutments for a single span steel bridge within the same project footprint analyzed in the 2014 IS/ND, to replace an existing temporary footbridge. This replacement bridge would be able to accommodate emergency vehicles, and would improve emergency vehicle access to the area. Therefore, the proposed change to the project would result in no change to the analysis presented in the previously adopted 2014 IS/ND.
- f) **No Change to the Previously Adopted IS/ND.** The previously adopted 2014 IS/ND concluded that the project would not include modifications to public transportation and would not present obstacles for public transit, bicycle, or pedestrian facilities or conflict with any plans for alternative transportation. The proposed change to the project would alter the design of the bridge over Arroyo Del Valle Creek to include abutments for a single span steel bridge within the same project footprint analyzed in the 2014 IS/ND, to replace an existing temporary footbridge. The proposed change to the project would increase pedestrian facilities and would not present any obstacles for public transit or other alternative transportation methods. Therefore, the proposed change to the project would result in no change to the analysis presented in the previously adopted 2014 IS/ND.

4.18 Utilities and Service Systems

UTILITIES AND SERVICE SYSTEMS – Would the project:	<i>Potentially Significant Impact</i>	<i>Less than Significant with Mitigation Incorporated</i>	<i>Less than Significant Impact</i>	<i>No Impact</i>	<i>No Change from Previously Adopted IS/ND</i>
a) Exceed wastewater treatment requirements of the applicable Regional Water Quality Control Board?	<input type="checkbox"/>	<input type="checkbox"/>	<input type="checkbox"/>	<input type="checkbox"/>	<input checked="" type="checkbox"/>
b) Require or result in the construction of new water or wastewater treatment facilities or expansion of existing facilities, the construction of which could cause significant environmental effects?	<input type="checkbox"/>	<input type="checkbox"/>	<input type="checkbox"/>	<input type="checkbox"/>	<input checked="" type="checkbox"/>
c) Require or result in the construction of new storm water drainage facilities or expansion of existing facilities, the construction of which could cause significant environmental effects?	<input type="checkbox"/>	<input type="checkbox"/>	<input type="checkbox"/>	<input type="checkbox"/>	<input checked="" type="checkbox"/>
d) Have sufficient water supplies available to serve the project from existing entitlements and resources, or are new or expanded entitlements needed?	<input type="checkbox"/>	<input type="checkbox"/>	<input type="checkbox"/>	<input type="checkbox"/>	<input checked="" type="checkbox"/>
e) Result in a determination by the wastewater treatment provider which serves or may serve the project that it has adequate capacity to serve the project's projected demand in addition to the provider's existing commitments?	<input type="checkbox"/>	<input type="checkbox"/>	<input type="checkbox"/>	<input type="checkbox"/>	<input checked="" type="checkbox"/>
f) Be served by a landfill with sufficient permitted capacity to accommodate the project's solid waste disposal needs?	<input type="checkbox"/>	<input type="checkbox"/>	<input checked="" type="checkbox"/>	<input type="checkbox"/>	<input type="checkbox"/>
g) Comply with federal, state, and local statutes and regulations related to solid waste?	<input type="checkbox"/>	<input type="checkbox"/>	<input type="checkbox"/>	<input type="checkbox"/>	<input checked="" type="checkbox"/>

Environmental Setting

California Water Service would provide water service for the site. Solid waste from the project site would be disposed of at the Altamont Landfill, located at 10840 Altamont Pass Road in unincorporated Alameda County. The Facility is owned and operated by Waste Management Inc. of Alameda County [WMAC], and has an expected closure date of 2071.⁵

Discussion of Impacts

- a) **No Change to the Previously Adopted IS/ND.** The previously adopted 2014 IS/ND concluded that the project no increases in wastewater treatment are expected as a result of the project and the project would meet the requirements to obtain a Water Quality Certification. The proposed change to the project would alter the design of the bridge over Arroyo Del Valle Creek to include abutments for a single span steel bridge within the same project footprint analyzed in the 2014 IS/ND, to replace an existing temporary footbridge. The proposed change to the project would not include any increases in wastewater or require additional wastewater treatment. The proposed change to the project would also require a Water Quality Certification under the Clean Water Act Section 401 and would adhere to all BMPs required by RWQCB related to wastewater discharge and water quality of the creek. Therefore, the proposed change to the project would result in no change to the analysis presented in the previously adopted 2014 IS/ND.
- b) **No Change to the Previously Adopted IS/ND.** The previously adopted 2014 IS/ND concluded that the project would not require new potable water or wastewater treatment facilities. The proposed change to the project would alter the design of the bridge over Arroyo Del Valle Creek to include abutments for a single span steel bridge within the same project footprint analyzed in the 2014 IS/ND, to replace an existing temporary footbridge and would not require potable water or wastewater treatment facilities. Therefore, the proposed change to the project would result in no change to the analysis presented in the previously adopted 2014 IS/ND.
- c) **No Change to the Previously Adopted IS/ND.** The previously adopted 2014 IS/ND concluded that the project the project would not require drainage modifications and impacts to storm water facilities would be negligible. The 2014 IS/ND acknowledges the intent of the project to include a bridge in this location, and states that the bridge would be designed to clear-span drainages, avoid altering the existing drainage pattern of the area, and would include erosion and sedimentation BMPs. The proposed change to the project would alter the design of the bridge over Arroyo Del Valle Creek to include abutments for a single span steel bridge within the same project footprint analyzed in the 2014 IS/ND. As described in Section 3.0 (Project Description), the bridge has been designed to avoid the placement of any permanent structures within the creek and would implement all erosion control BMPs listed in the 2014 IS/ND. Therefore, the proposed change to the project would not result in the need for construction of new or expansion of existing stormwater facilities and there would be no change to the analysis presented in the previously adopted 2014 IS/ND.

⁵ Alameda County Waste Management Authority. 2003. Alameda County Integrated Waste Management Plan.

- d) **No Change to the Previously Adopted IS/ND.** The previously adopted 2014 IS/ND concluded that the project would not increase the water requirements of Sycamore Grove Park or Del Valle Regional Park and no new water entitlements would be required. The proposed change to the project would alter the design of the bridge over Arroyo Del Valle Creek to include abutments for a single span steel bridge within the same project footprint analyzed in the 2014 IS/ND to replace an existing temporary footbridge. The proposed change to the project would result in a minimal increase in park usage and would not increase water requirements of the area. Existing entitlements would be sufficient to serve the project. Therefore, the proposed change to the project would result in no change to the analysis presented in the previously adopted 2014 IS/ND.
- e) **No Change to the Previously Adopted IS/ND.** The previously adopted 2014 IS/ND concluded that the project would not result in any impacts to the wastewater services currently provided because restrooms would not be installed. The proposed change to the project would alter the design of the bridge over Arroyo Del Valle Creek to include abutments for a single span steel bridge within the same project footprint analyzed in the 2014 IS/ND, to replace an existing temporary footbridge. The proposed change to the project does not include any restrooms and would not impact existing wastewater services. Therefore, the proposed change to the project would result in no change to the analysis presented in the previously adopted 2014 IS/ND.
- f) **Less than Significant Impact.** The previously adopted 2014 IS/ND concluded that the project would not increase the amount of solid waste created at the site. The proposed change to the project would alter the design of the bridge over Arroyo Del Valle Creek to include abutments for a single span steel bridge within the same project footprint analyzed in the 2014 IS/ND, to replace an existing temporary footbridge. Construction of the proposed project would generate a small quantity of solid waste, but would be properly disposed or recycled at the Altamont Landfill, which has an expected closure date of 2071. Operation of the proposed project would not increase solid waste on site. Therefore, impacts on solid waste facilities would be less than significant.
- g) **No Change to the Previously Adopted IS/ND.** The previously adopted 2014 IS/ND concluded that the project would be in compliance with all federal, state, and local statutes and regulations related to solid waste. The proposed change to the project would alter the design of the bridge over Arroyo Del Valle Creek to include abutments for a single span steel bridge within the same project footprint analyzed in the 2014 IS/ND, to replace an existing temporary footbridge. While the proposed project would generate a small amount of solid waste during construction activities, solid waste would continue to be disposed of in accordance with all federal, state, and local regulations related to solid waste disposal. Therefore, the proposed change to the project would result in no change to the analysis presented in the previously adopted 2014 IS/ND.

4.19 Mandatory Findings of Significance

MANDATORY FINDINGS OF SIGNIFICANCE	Potentially Significant Impact	Less than Significant with Mitigation Incorporated	Less than Significant Impact	No Impact	No Change from Previously Adopted IS/ND
a) Does the project have the potential to degrade the quality of the environment, substantially reduce the habitat of a fish or wildlife species, cause a fish or wildlife population to drop below self-sustaining levels, threaten to eliminate a plant or animal community, reduce the number or restrict the range of a rare or endangered plant or animal or eliminate important examples of the major periods of California history or prehistory?	<input type="checkbox"/>	<input checked="" type="checkbox"/>	<input type="checkbox"/>	<input type="checkbox"/>	<input type="checkbox"/>
b) Does the project have impacts that are individually limited, but cumulatively considerable? ("Cumulatively considerable" means that the incremental effects of a project are considerable when viewed in connection with the effects of past projects, the effects of other current projects, and the effects of probable future projects)?	<input type="checkbox"/>	<input type="checkbox"/>	<input type="checkbox"/>	<input type="checkbox"/>	<input checked="" type="checkbox"/>
c) Does the project have environmental effects that will cause substantial adverse effects on human beings, either directly or indirectly?	<input type="checkbox"/>	<input type="checkbox"/>	<input type="checkbox"/>	<input type="checkbox"/>	<input checked="" type="checkbox"/>

Discussion

- a) **Less than Significant with Mitigation Incorporated.** The previously adopted 2014 IS/ND concluded that the project would have potential impacts to biological and cultural resources, but best management practices would render these potential impacts less than significant. The proposed change to the project would alter the design of the bridge over Arroyo Del Valle Creek to include abutments for a single span steel bridge within the same project footprint analyzed in the 2014 IS/ND, to replace an existing temporary footbridge. The proposed change to the project would implement all best management practices listed in the 2014 IS/ND as well as the mitigation measures listed in Section 4.4 (Biological Resources) and 4.5 (Cultural Resources). Therefore, the proposed change to the project would not substantially degrade the quality of the environment, substantially reduce fish and wildlife habitat or populations, or eliminate or restrict the range of any plant or animal community and impacts would be less than significant after mitigation.

- b) No Change to the Previously Adopted IS/ND.** The previously adopted 2014 IS/ND concluded that the project would not result in any individually significant impacts and no other projects are anticipated to be constructed in the vicinity because it is zoned ROS. Because of the limited nature and scope of this project, impacts are less than significant and would not be cumulatively considerable. The proposed change to the project would alter the design of the bridge over Arroyo Del Valle Creek to include abutments for a single span steel bridge within the same project footprint analyzed in the 2014 IS/ND, to replace an existing temporary footbridge. Any other projects in the Sycamore Grove Park Extension Area would be included in the RMP analyzed in the 2014 IS/ND. No other projects are anticipated to be constructed in the vicinity of the project as it is also located in an area zoned ROS. Therefore, the proposed change to the project would result in no change to the analysis presented in the previously adopted 2014 IS/ND.
- c) No Change to the Previously Adopted IS/ND.** The previously adopted 2014 IS/ND concluded that the project is not anticipated to cause substantial adverse effects on human beings, either directly or indirectly based on the findings of the 2014 IS/ND. The proposed change to the project would alter the design of the bridge over Arroyo Del Valle Creek to include abutments for a single span steel bridge within the same project footprint analyzed in the 2014 IS/ND to replace an existing temporary footbridge. Similarly, based on the findings of this SIS/MND, the proposed change to the project would result in substantial adverse effects on human beings, either directly or indirectly. Therefore, the proposed change to the project would result in no change to the analysis presented in the previously adopted 2014 IS/ND.

5.0 REFERENCES

Setting References

- [ABAG] Association of Bay Area Governments. 2013. Resilience Program. Available at: <http://resilience.abag.ca.gov/earthquakes/Alameda/>.
- Alameda County. 1993. South Livermore Valley Area Plan. Available at: <http://acgov.org/cda/planning/generalplans/documents/SouthLivermoreAreaPlancombined.pdf>
- Alameda County. 1994. East County Area Plan. Available at: <https://www.acgov.org/cda/planning/generalplans/documents/EastCountyAreaPlancombined.pdf>
- Alameda County. 2017. Municipal Code. Available at: https://library.municode.com/ca/alameda_county/codes/administrative_code
- Alameda County Waste Management Authority. 2003. Alameda County Integrated Waste Management Plan. Available at: <http://www.naco.org/sites/default/files/documents/Alameda%20County%20CA%20Integrated%20Waste%20Management%20Program.pdf>
- [BAAQMD] Bay Area Air Quality Management District. 2017. Clean Air Plan. Available at: http://www.baaqmd.gov/~media/files/planning-and-research/plans/2017-clean-air-plan/attachment-a_-_proposed-final-cap-vol-1-pdf.pdf?la=en
- [CDC] California Department of Conservation. 2014. Farmland Mapping and Monitoring Program: Alameda County Important Farmland 2014. Available at: <http://ftp.consrv.ca.gov/pub/dlrp/FMMP/pdf/2014/ala14.pdf>.
- [CDFW] California Department of Fish and Wildlife. 2016. California Natural Diversity Database. Sacramento.
- [CNPS] California Native Plant Society. 2015. Inventory of Rare and Endangered Plants of California. California Native Plant Society, Sacramento, California. Online at: <http://www.rareplants.cnps.org>.
- [Caltrans] California Department of Transportation. 2012. Scenic Highway Mapping Program. Available at: http://www.dot.ca.gov/hq/LandArch/16_livability/scenic_highways/.
- [DTSC] Department of Toxic Substances Control. 2017. EnviroStor. Available at: <http://www.envirostor.dtsc.ca.gov/public/>
- [EPA] Environmental Protection Agency. 1971. Noise from Construction Equipment and Operations, Building Equipment, and Home Appliances. Available at: <https://nepis.epa.gov>
- [FEMA] Federal Emergency Management Agency. 2009. Federal Insurance Rate Maps (FIRM) (Map #06001C0485G). Available at: https://map1.msc.fema.gov/idms/IntraList.cgi?displ=wsp/item_06001C0485G.txt

- Ford, L.D., P.A. Van Hoorn, D.R. Rao, N.J. Scott, P.C. Trenham, and J.W. Bartolome. 2013. Managing Rangelands to Benefit California Red-legged Frogs and California Tiger Salamanders. Livermore, California: Alameda County Resource Conservation District.
- Holland, RF. 1986. Preliminary Descriptions of the Terrestrial Natural Communities of California. Prepared for the California Department of Fish and Game, Sacramento, CA.
- ICF International. 2010. *East Alameda County Conservation Strategy*. Final Draft. October. (ICF 00906.08.). San Jose, CA. Prepared for East Alameda County Conservation Strategy Steering Committee Livermore, CA.
- Kucera, T. 1997. California Tiger Salamander (*Ambystoma californiense*). California Wildlife Habitat Relationships System California Department of Fish and Wildlife California Interagency Wildlife Task Group.
- [LARPD] Livermore Area Recreation and Park District. 2015. Parks, Recreation, and Trails Master Plan. Available at: http://www.larpd.org/board/LARPD_Master_Plan/LARPD_Draft_Master_Plan_Dec_21_2015_web.pdf
- [NRCS] Natural Resources Conservation Service. 2010. Field Indicators of Hydric Soils in the United States, version 7.0. In cooperation with the National Technical Committee for Hydric Soils, Fort Worth, TX.
- Sawyer, J.O., T. Keeler-Wolf, and J.M. Evens. 2009. A Manual of California Vegetation, 2nd Edition. California Native Plant Society in collaboration with California Department of Fish and Game. Sacramento, CA. 1300 pp.
- Shuford, WD, and T Gardali, editors. 2008. California Bird Species of Special Concern: A ranked assessment of species, subspecies, and distinct populations of birds of immediate conservation concern in California. Studies of Western Birds 1. Western Field Ornithologists, Camarillo, California, and California Department of Fish and Game, Sacramento.
- [SWRCB] State Water Resources Control Board. 2017. GeoTracker. Available at: <https://geotracker.waterboards.ca.gov/>
- URS Corporation. 2012. Sycamore Grove Extension Property Resource Management Plan. Prepared for Livermore Area Recreation and Park District. February 2012.
- [USFWS] U.S. Fish and Wildlife Service. 2000. Endangered and threatened wildlife and plants; final determination of critical habitat for the Alameda Whipsnake (*Masticophis lateralis euryxanthus*). (65:192 FR October 3, 2000).
- USFWS. 2014. Programmatic Biological Opinion for Issuance of Permits for Projects that May Affect the Threatened California Red-Legged Frog in Nine San Francisco Bay Area Counties, California. Permit No: FF08ESMF00-2014-F-0389
- [USGS] U.S. Geological Survey. 2017. Mineral Resources On-Line Spatial Data. Available at: <https://mrdata.usgs.gov/general/map.html>. Accessed June 2017.

USGS. 2017. Quaternary Fault and Fold Database of the United States. Available at:
<https://earthquake.usgs.gov/hazards/qfaults/>

WRA. 2017. Biological Resources Assessment. Prepared for Tri-Valley Conservancy.

[WBWG] Western Bat Working Group. 2016. Species Accounts. Available online at:
<http://wbwg.org/western-bat-species/>; Accessed January 201

This page intentionally left blank.

6.0 RESPONSE TO COMMENTS ON THE DRAFT INITIAL STUDY/PROPOSED MITIGATED NEGATIVE DECLARATION

Introduction

On April 20, 2018 the LARPD (Lead Agency) released for public review a Draft Supplemental Initial Study/Proposed Mitigated Negative Declaration for the Arroyo del Valle Pedestrian Bridge Project (SCH# 2018042059). The 30-day public review and comment period on the Draft Supplemental Initial Study began on December 12, 2016 and closed at 4:30 p.m. on May 21, 2018.

The Draft Supplemental Initial Study/Proposed Mitigated Negative Declaration and the response to comments on the Draft Supplemental Initial Study/Proposed Mitigated Negative Declaration are informational documents prepared by the Lead Agency that must be considered by decision-makers before approving the proposed project and that must reflect the Lead Agency's independent judgment and analysis (CEQA Guidelines, Section 15090).

This section summarizes and responds to the comments and questions on the Draft Supplemental Initial Study/Proposed Mitigated Negative Declaration circulated by LARPD to public agencies and the public as required by CEQA. As discussed below in Response to Comments, edits to the Draft Supplemental Initial Study/Proposed Mitigated Negative Declaration have incorporated the comments where appropriate. With these edits, this Final Supplemental Initial Study/Mitigated Negative Declaration does not describe a project having any new or substantially more severe impacts than those identified and analyzed in the Draft Supplemental Initial Study/Proposed Mitigated Negative Declaration. Therefore, in accordance with CEQA Guidelines Section 15073.5, recirculation of a Draft Supplemental Initial Study/Proposed Mitigated Negative Declaration is not required.

This section contains copies of the comment letters submitted during the public review period on the Draft Supplemental Initial Study/Proposed Mitigated Negative Declaration, and the individual responses to those comments. Each written comment letter is designated with an alphabet letter in the upper right-hand corner of the letter. Within each written comment letter, individual comments are labeled with the designated alphabet letter and a number in the margin. Immediately following each comment letter is an individual response to each numbered comment. Where responses have resulted in changes to the Draft Supplemental Initial Study/Proposed Mitigated Negative Declaration, these changes are shown in the response and also appear in Section 4.0 of this document as underlined or ~~strike-out~~ text.

The following organizations/persons provided written comments on the Draft Supplemental Initial Study/Proposed Mitigated Negative Declaration to LARPD:

Commenters

- A. California Department of Water Resources

DEPARTMENT OF WATER RESOURCES

1416 NINTH STREET, P.O. BOX 942836
SACRAMENTO, CA 94236-0001
(916) 653-5791



May 17, 2018

Livermore Area Recreation and Park District
Attn: Timothy Barry
4444 East Avenue
Livermore, California 94550

Draft Supplemental Initial Study/Mitigated Negative Declaration for the Arroyo Del Valle Pedestrian Bridge Project; the project would provide a permanent public crossing of the Arroyo Del Valle Creek, in the City of Livermore, Alameda County, Delta Field Division, SCH2018052059

Dear Mr. Barry:

Thank you for the opportunity to review and comment on the Draft Supplemental Initial Study/Mitigated Negative Declaration for the proposed Arroyo Del Valle Pedestrian Bridge Project within Alameda County. The document describes a proposal by the Livermore Area Recreation and Park District to provide a permanent public crossing of the Arroyo Del Valle Creek within the park, providing park users with a year-round access across the creek. The proposed bridge would replace the existing temporary bridge with a permanent crossing over the creek within Sycamore Grove Park. The proposed project would also improve trails near the bridge approaches on both sides of the creek.

The proposed bridge project encroaches into the Department of Water Resources' (DWR) right-of-way over the Del Valle Pipeline, an integral water conveyance feature of the State Water Project (SWP).

DWR reviewed the Draft Supplemental Initial Study/Mitigated Negative Declaration and has the following comments regarding the proposed project:

1. Any construction work within DWR right-of-way will require an Encroachment Permit from DWR. (see link for guidelines below)
2. Information regarding forms and guidelines for submitting an application for an Encroachment Permit can be found at DWR web address:

[http://www.water.ca.gov/engineering/Services/Real Estate/Encroach Rel/](http://www.water.ca.gov/engineering/Services/Real_Estate/Encroach_Rel/)

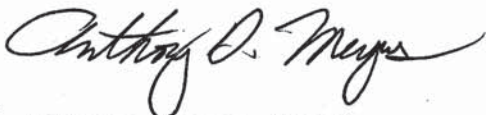
Mr. Timothy Barry
May 17, 2018
Page 2

Please provide DWR with a copy of any subsequent environmental documentation when it becomes available for public review. Any future correspondence relating to this proposed project shall be directed to:

Leroy Ellinghouse, Chief
SWP Right-of-Way Management Section
Division of Operations and Maintenance
Department of Water Resources
1416 Ninth Street, Room 641-1
Sacramento, CA 95814

If you have any questions, please contact Robert Martinez at (916) 654-8982.

Sincerely,

A handwritten signature in black ink, appearing to read "Anthony D. Meyers". The signature is fluid and cursive, with the first name "Anthony" being more prominent than the last name "Meyers".

Anthony Meyers, Chief
Civil Engineering Services
Department of Water Resources

cc: State Clearinghouse
Office of Planning and Research
1400 Tenth Street, Room 121
Sacramento, California 95814

WRA, Inc.
2169-G East Francisco Boulevard
San Rafael, California 94901
Attn: Jonathan Hidalgo

Mr. Naushad Aurangzeb
May 17, 2018
Page 3

bcc: Sheree Edwards, 631-7
Leroy Ellinghouse, 641-1
Gabino Velazquez, Southern FD
Joseph Cruz, Southern FD
Nadell Gayou, 901 P Street

Response to Comment A

The comment serves as notification that the project will require an encroachment permit from the California Department of Water Resources. The comment does not provide any comments on the adequacy of the SIS/MND. No revisions to the SIS/MND are required for this comment.



Arroyo Del Valle Pedestrian Bridge Project Design and Permitting Update

Design

Project will construct a pedestrian bridge and approach paths, new campfire area, and visitor amenities that include interpretive signs, horse mounts on either side of the bridge, benches, donor seating walls and tree markers. New bridge will connect two popular East Bay Regional Park trails in the vicinity of Sycamore Grove Park and provide for year round access across the creek.

Admin 100% Plans just waiting for the following:

- Additional Visitor Amenity (Donor Recognition Area on Eastern Bridge Approach)
- Resource Agency Input
- Final Stakeholder Input

Bid Advertisement likely in late spring/early summer 2018 dependent upon final permits and funding. Construction start August 15, 2018.

Permitting

FEMA (Federal Emergency Management Agency): Working through CLOMR Process (Conditional Letter of Map Revision): Had to build FEMA effective model from scratch. The FEMA channel bed elevations are 8 to 10 feet higher than current topographic data resulting in their base flood elevations being much higher than is real. Will be able to easily demonstrate a no rise in 100-year water surface elevation. Working with Alameda County Floodplain Administrator to fine tune CLOMR submittal package to go out next week.

Alameda County Watercourse Protection/Grading Permits: Will submit applications once CLOMR is sent out.

Resource Agency Permits:

Permit applications have all been submitted. The US Army Corps of Engineers stated that they will not require a permit for the work. Both the Streambed Alteration Agreement from the California Department of Fish and Wildlife and the General Waste Discharge Report from the San Francisco Water Board are contingent on having CEQA completed.


Next Steps for Completing CEQA:

1. Final buy-off on the Draft Supplemental Initial Study - approval needed from TVC and LARPD
2. Publication of the Draft SIS - WRA to publish CEQA document, including NOI and NOC
3. 30-Day Public Review Period
4. Response to comments (WRA)
5. Final SIS and MMRP (WRA)
6. Adoption of Final SIS
7. Filing of NOD and paying CEQA filing fees (WRA to file NOD. Westlands/LARPD are responsible for the filing fees)

Livermore Area Recreation and Park District

Staff Report

TO: Chair Faltings and Board of Directors

FROM: Timothy J. Barry, General Manager 

PREPARED BY: Rebecca Sermenio, Aquatics Supervisor
Patricia Lord, Assistant General Manager

DATE: June 13, 2018

SUBJECT: Approval of Plans and Specifications for the Robert Livermore Aquatics Center Renovation Project, CIP Project No. 2018-442

COMMITTEES: Reviewed by Finance Committee on February 20, 2018
Reviewed by Facilities Committee on February 22, 2018

RECOMMENDATION: That the Board of Directors adopt Resolution No. ____, approving the Plans and Specifications for the Robert Livermore Aquatics Center Renovation Project and authorizing the General Manager to go out to bid for the construction of the improvements.

BACKGROUND:

The Robert Livermore Aquatics Center was built in 2004, opening in 2005. After several years of operation, the staff experienced issues with the pool deck, including deterioration of the concrete that also involved rebar tie wire poking through the surface of the deck throughout the years. The plaster has a normal life span of approximately 10 years; current conditions show significant cracking. Staff has worked hard to mitigate deterioration issues and have taken ongoing measures to maintain the deck safely for the public. In order to continue to provide a safe aquatics facility, the identified improvements are needed.

With the 2015-2018 Capital Improvement Plan (CIP) Budget, Project No. 422 RLCC Aquatics Pool Deck Repair had an approved project appropriation of \$810,000 as of June 6, 2015. An additional \$50,000 was appropriated in the CIP Budget for a total project budget of \$860,000.

On May 18, 2015, the District contracted Terracon, a consulting engineering firm, to develop plans and cost estimates for the renovation of the Robert Livermore Aquatics Center. These plans include the replacement of the pool deck, re-plastering of two pools, and the addition of stairs leading into the main pool that are Americans with Disabilities Act (ADA) compliant, and the addition of permanent ADA chair lifts in both pool areas. The Project plans were approved by the Alameda County Department of Environmental Health on May 15, 2018. Please see Plans and Specifications in Attachment A.

On February 20, 2018, the Finance Committee reviewed and recommended moving the project on the Capital Improvement Plan Budget from Priority B to Priority A; on February 22, 2018, the Facilities Committee also reviewed and recommended moving the Project on the Capital Improvement Plan Budget from Priority B to Priority A. On March 8, 2018, the Board of Directors approved the changes in the Mid-Year Budget CIP Review. On May 21, 2018, the Finance and Facilities Committees approved the preliminary CIP plan for fiscal years 2018-21, which included this Project No. 442 at \$2,326,000.

Timing is critical for this project as the Aquatics Center facility continues to see growth in programs and use. With Board approval, staff and consultants intend to move forward with the proposed timeline as outlined in Attachment B. The advertising of the bid package will be available in July, bid approval in August, and awarding of bid in September, with the intention of construction beginning late October 2018 and concluding in April 2019.

FISCAL IMPACT:

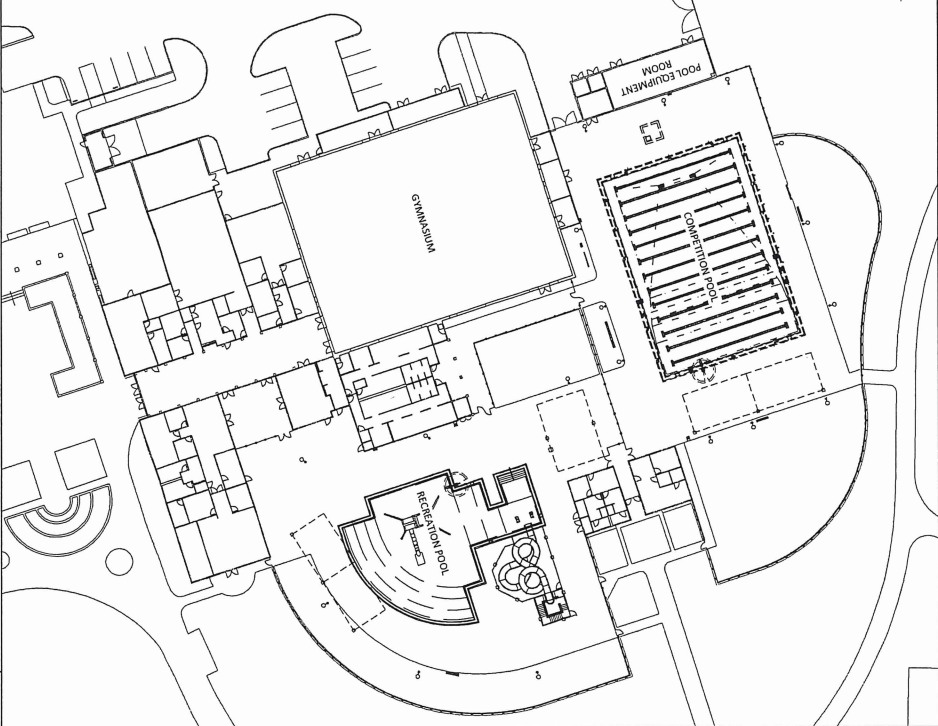
The funding for this project is assumed from AB1600 funds and is included in the District's CIP Budget under Project No. 442. The budgeted amount is \$2,326,000.

Attachments:

- A. Plans and Specifications
- B. Estimated Timeline

ROBERT LIVERMORE COMMUNITY CENTER

DECK REPLACEMENT DESIGN 4444 EAST AVENUE, LIVERMORE, CALIFORNIA



Swimming Pool Site Plan

1" = 30'

1

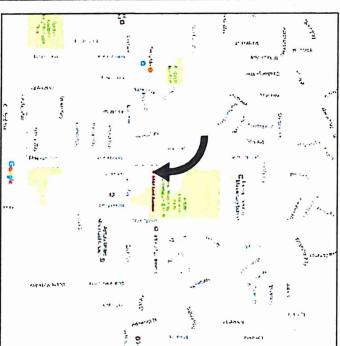
- GENERAL NOTES:**
1. CONTRACTOR TO NOTIFY TERRACON TO CONDUCT A SITE VISIT ONCE THE POOL FINISH HAS BEEN DEMOLISHED DOWN TO BARE CONCRETE SO THAT TERRACON CAN OBSERVE REPAIRS TO THE EXISTING POOL SHELL AND PROVIDE DIRECTION REGARDING REPAIRS.
 2. TERRACON IS NOT RESPONSIBLE FOR LIAISON FOR THE CONDITION OF EXISTING POOL SHELLS. THE CONTRACTOR SHALL BE RESPONSIBLE FOR THE CONDITION OF THE EXISTING POOL SHELLS.
 3. INTERFERING WORKS, EXISTING UTILITIES, AND EXISTING STRUCTURES SHALL BE IDENTIFIED AND REMOVED PRIOR TO THE START OF CONSTRUCTION. THE CONTRACTOR SHALL BE RESPONSIBLE FOR THE IDENTIFICATION AND REMOVAL OF EXISTING UTILITIES AND STRUCTURES.
 4. THE CONTRACTOR SHALL BE RESPONSIBLE FOR THE IDENTIFICATION AND REMOVAL OF EXISTING UTILITIES AND STRUCTURES. THE CONTRACTOR SHALL BE RESPONSIBLE FOR THE IDENTIFICATION AND REMOVAL OF EXISTING UTILITIES AND STRUCTURES.
 5. THE CONTRACTOR SHALL BE RESPONSIBLE FOR THE IDENTIFICATION AND REMOVAL OF EXISTING UTILITIES AND STRUCTURES. THE CONTRACTOR SHALL BE RESPONSIBLE FOR THE IDENTIFICATION AND REMOVAL OF EXISTING UTILITIES AND STRUCTURES.
 6. THE CONTRACTOR SHALL BE RESPONSIBLE FOR THE IDENTIFICATION AND REMOVAL OF EXISTING UTILITIES AND STRUCTURES. THE CONTRACTOR SHALL BE RESPONSIBLE FOR THE IDENTIFICATION AND REMOVAL OF EXISTING UTILITIES AND STRUCTURES.
 7. THE CONTRACTOR SHALL BE RESPONSIBLE FOR THE IDENTIFICATION AND REMOVAL OF EXISTING UTILITIES AND STRUCTURES. THE CONTRACTOR SHALL BE RESPONSIBLE FOR THE IDENTIFICATION AND REMOVAL OF EXISTING UTILITIES AND STRUCTURES.
 8. THE CONTRACTOR SHALL BE RESPONSIBLE FOR THE IDENTIFICATION AND REMOVAL OF EXISTING UTILITIES AND STRUCTURES. THE CONTRACTOR SHALL BE RESPONSIBLE FOR THE IDENTIFICATION AND REMOVAL OF EXISTING UTILITIES AND STRUCTURES.
 9. THE CONTRACTOR SHALL BE RESPONSIBLE FOR THE IDENTIFICATION AND REMOVAL OF EXISTING UTILITIES AND STRUCTURES. THE CONTRACTOR SHALL BE RESPONSIBLE FOR THE IDENTIFICATION AND REMOVAL OF EXISTING UTILITIES AND STRUCTURES.
 10. THE CONTRACTOR SHALL BE RESPONSIBLE FOR THE IDENTIFICATION AND REMOVAL OF EXISTING UTILITIES AND STRUCTURES. THE CONTRACTOR SHALL BE RESPONSIBLE FOR THE IDENTIFICATION AND REMOVAL OF EXISTING UTILITIES AND STRUCTURES.

EXISTING COMPETITION POOL DATA	
Size	75 ft x 107 ft
Depth	3.5 ft - 9 ft
Surface Area	8,034 sq ft
Perimeter	364 ft
Volume	444,472 gal
Max Bather Load	401 bathers

EXISTING COMPETITION POOL SUCTION OUTLET DATA	
Existing Circulation Pump Max Flow Rate	1,250 gpm
New Main Drain Max Approved Flow Rate	2,401 gpm
Suction Pipe Velocity at Design Flow Rate	5.58 fps

EXISTING RECREATION POOL DATA	
Size	77 ft x 101 ft
Depth	0 ft - 3.5 ft
Surface Area	4,713 sq ft
Perimeter	361 ft
Volume	70,501 gal
Max Bather Load	235 bathers

EXISTING RECREATION POOL SUCTION OUTLET DATA	
Existing Circulation Pump Max Flow Rate	475 gpm
Existing Slide Pump Max Flow Rate	800 gpm
Existing Feature Pump Max Flow Rate	1,200 gpm
New Main Drain Max Approved Flow Rate	2,401 gpm
Circulation Suction Pipe Velocity at Design Flow Rate	5.85 fps
Slide Suction Pipe Velocity at Design Flow Rate	5.36 fps
Feature Suction Pipe Velocity at Design Flow Rate	5.62 fps



Vicinity Map

N.T.S.


2

SHEET INDEX

SHEET NO.	SHEET TITLE
SP0.0	Vicinity Map, Design Data, & Sheet Index
D1.0	Existing Pool Deck Demolition Plan
D1.1	Existing Competition Pool Demolition Plan
D1.2	Existing Recreation Pool Demolition Plan
SP1.0	Pool Deck Replacement Plan & Notes
SP1.1	Pool Deck Replacement Details
SP1.2	Pool Deck Replacement Details
SP1.3	Competition Pool Renovation Plan & Section
SP1.4	Competition Pool Renovation Details
SP1.5	Competition Pool Renovation Details
SP1.6	Recreation Pool Renovation Plan & Section
SP1.7	Recreation Pool Renovation Details
SP2.0	Competition Pool Structural Repair Details

Vicinity Map, Design Data, & Sheet Index

ROBERT LIVERMORE
COMMUNITY CENTER
4444 EAST AVENUE
LIVERMORE, CALIFORNIA



NO.	DATE	DESCRIPTION
1		
2		
3		
4		
5		
6		
7		
8		
9		
10		

PROGRESS REVIEW SET

REVIEW SET
NOT FOR
CONSTRUCTION

Project No: ND155046E
Scale: AS NOTED
Date: 02/20/18
Drawn By: R. DINELLI / E. NUNEZ
Designed By: M. REMONDOS

SP0.0

[illegible]

REV	DATE	DESCRIPTION
1		
2		
3		
4		
5		
6		
7		
8		
9		

PROGRESS REVIEW SET

REVIEW SET
NOT FOR
CONSTRUCTION

Project No:	ND155046E
Scale:	AS NOTED
Date:	02/20/18
Drawn By:	R. DINELLI / E. NUÑEZ
Designed By:	M. REYNOLDS

D1.0

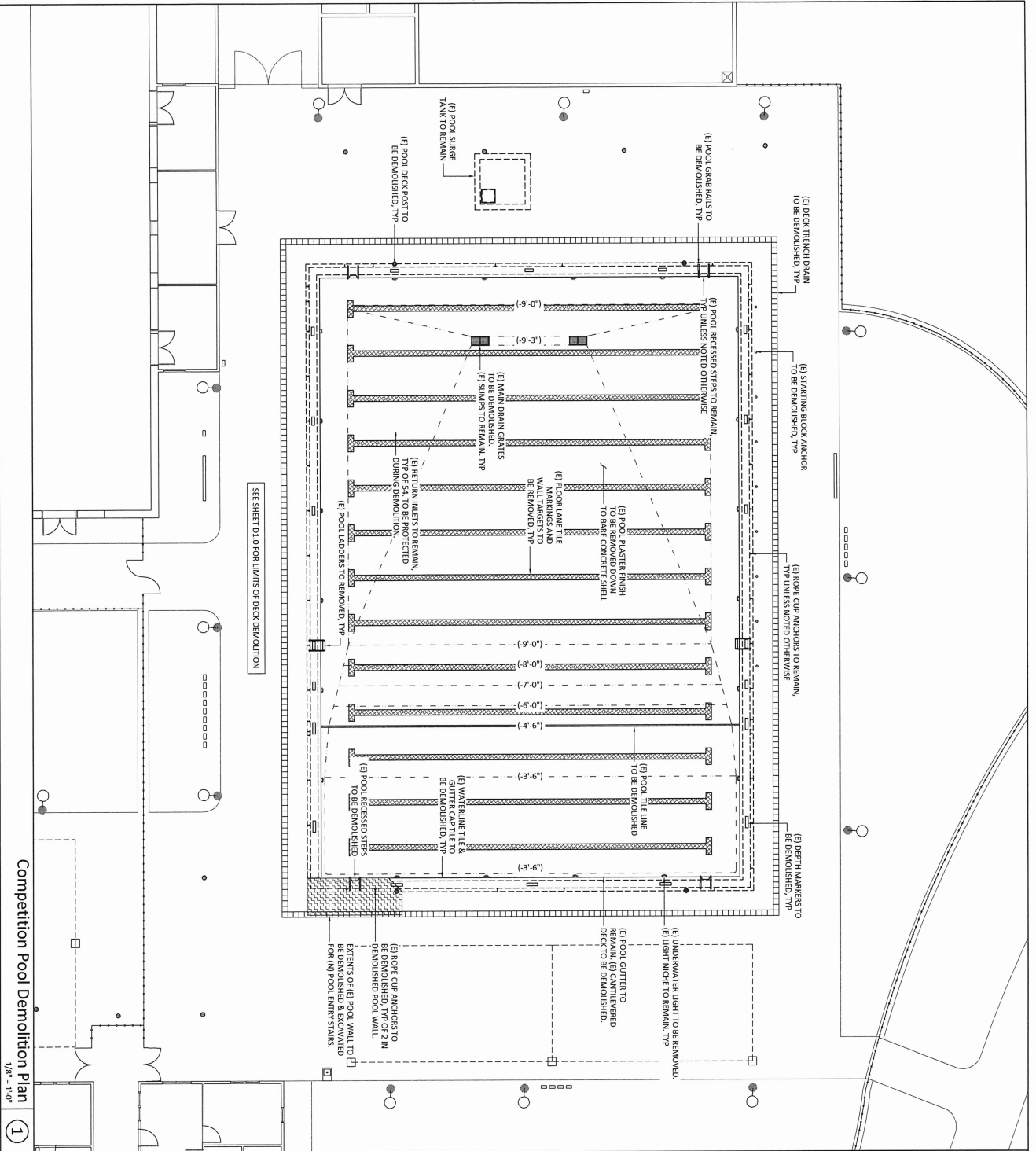
Existing Pool Deck Demolition Plan

ROBERT LIVERMORE
COMMUNITY CENTER
4444 EAST AVENUE
LIVERMORE, CALIFORNIA



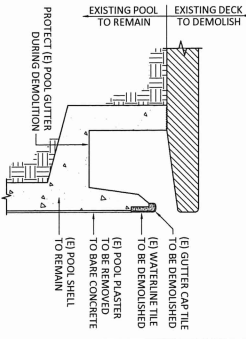
Titeracon
5075 COMMERCIAL CIRCLE, SUITE E
PHILADELPHIA, PA 19124
PH: (215) 689-7224
WWW.TITERACON.COM

MOLECULAR DESIGN
POOL ENGINEERING
STRUCTURAL
BIOTECHNICAL
INSPECTION & TESTING
ENVIRONMENTAL
LABORATORY SERVICES



Competition Pool Demolition Plan
1/8" = 1'-0"

- DEMOLITION NOTES:** NOTIFY TIERACON TO CONDUCT A SITE VISIT ONCE THE POOL FINISH HAS BEEN DEMOLISHED DOWN TO BARE CONCRETE SO THAT TIERACON CAN OBSERVE REPAIRS.
1. ANY CHANGES OR UNLATER REVISIONS OF THIS PLAN SHALL BE BROUGHT TO THE ATTENTION OF THE OWNER BY THE CONTRACTOR.
 2. ALL APPLICABLE STATE AND LOCAL LAWS AND CODES SHALL BE FOLLOWED.
 3. THE CONTRACTOR SHALL BE RESPONSIBLE FOR OBTAINING ALL NECESSARY PERMITS ENCOUNTERED DURING DEMOLITION SHALL BE BROUGHT TO THE ATTENTION OF THE OWNER BEFORE PROCEEDING.
 4. THE CONTRACTOR SHALL MAINTAIN ACCESS TO ALL ADJACENT PROPERTIES AT ALL TIMES.
 5. CONSTRUCTION SHALL BE CONDUCTED IN ACCORDANCE WITH THE OWNER'S PROGRAM OF WORK, SCHEDULING, SWAPPING POOL SHEL TO REMAIN THROUGHOUT CONSTRUCTION.
 6. REMOVE EXISTING POOL, ANCHORAGE, EQUIPMENT, AND/OR AS REQUIRED TO ACCOMMODATE CONSTRUCTION.
 7. CABLE SHOULD BE TAKEN DURING DEMOLITION OF EXISTING POOL TO NOT DAMAGE THE CONSTRUCTION.
 8. THE CONTRACTOR SHALL COORDINATE DEMOLITION WITH OTHER TRADES AND SHALL NOTIFY ALL EXISTING WORK, EQUIPMENT, PIPING, FITTINGS, ETC., THROUGHOUT THE DEMOLITION.
 9. THE CONTRACTOR IS RESPONSIBLE FOR ESTIMATING WITH REGARD TO DEMOLITION SHALL VISIT THE SITE AS REQUIRED TO ACCOMPLISH THE WORK, AND TO BECOME FAMILIAR WITH THE SITE AND SURROUNDING WORK.
 10. ALL DEMOLISHED EQUIPMENT IS TO BE REMOVED FROM THE SITE AND DISPOSED OF IN ACCORDANCE WITH LOCAL, STATE, AND FEDERAL REQUIREMENTS.
 11. ALL EXISTING POOL, ANCHORAGE, EQUIPMENT, AND/OR AS REQUIRED TO ACCOMMODATE CONSTRUCTION SHALL BE TAKEN DURING DEMOLITION OF EXISTING POOL TO NOT DAMAGE THE CONSTRUCTION.
 12. ALL EXISTING POOL, ANCHORAGE, EQUIPMENT, AND/OR AS REQUIRED TO ACCOMMODATE CONSTRUCTION SHALL BE TAKEN DURING DEMOLITION OF EXISTING POOL TO NOT DAMAGE THE CONSTRUCTION.
 13. PROTECT ALL UNDER DECK PLUMBING TO HOSE BIBBS AND DRINKING FOUNTAINS DURING CONCRETE DEMOLITION.
 14. DEMOLISH ALL EXISTING POOL DECK TRENCH DRAINING, SAVE ALL DRAIN OUTS TO STORM DRAINAGE.
 15. PROTECT ALL EXISTING POOL, RETURN WATER DRAINING DURING DEMOLITION.



Competition Pool Gutter Demo
3/4" = 1'-0"

Existing Competition Pool Demolition Plan

ROBERT LIVERMORE
COMMUNITY CENTER
4444 EAST AVENUE
LIVERMORE, CALIFORNIA

Tieracon
5015 COMMERCIAL CIRCLE, SUITE E
FREMONT, CA 94538
PH: (925) 969-1224
WWW.TIERACON.COM

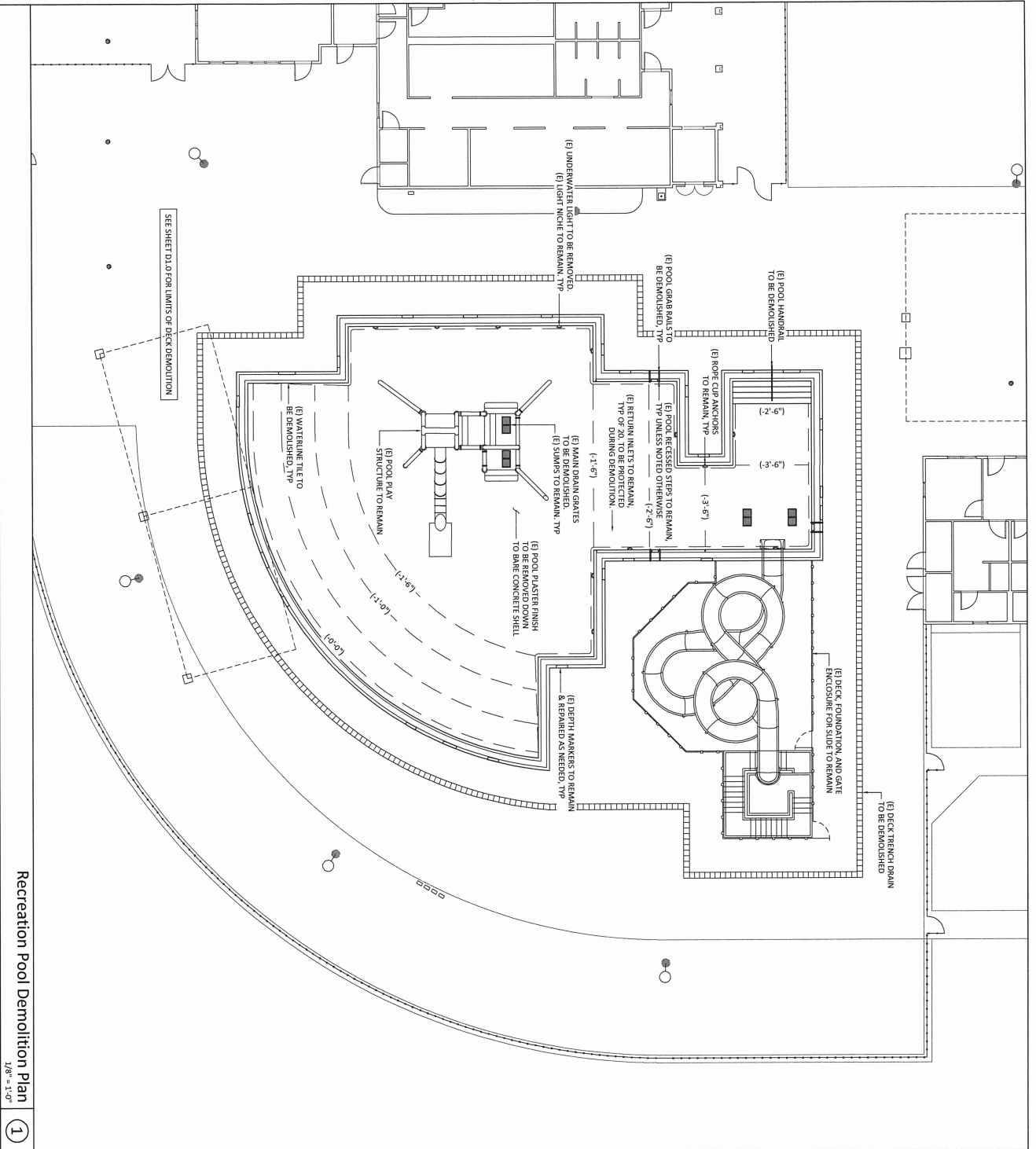
ARCHITECTURAL
STRUCTURAL
MECHANICAL
ELECTRICAL
PLUMBING
LANDSCAPE ARCHITECTURE

NO.	DATE	DESCRIPTION

PROJECT NO: ND155046E
SCALE: AS NOTED
DATE: 02/20/18
DRAWN BY: K. DINELLI / E. NUNEZ
DESIGNED BY: M. REYNOLDS

D1.1

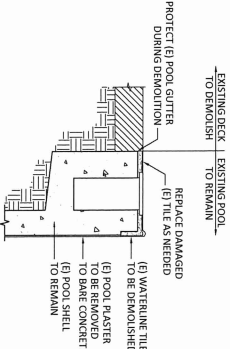
REVIEW SET
NOT FOR
CONSTRUCTION



Recreation Pool Demolition Plan
1/8\"/>

1

- DEMOLITION NOTES:** NOTIFY TIERACON TO CONDUCT A SITE VISIT ONCE THE POOL FINISH HAS BEEN DEMOLISHED DOWN TO BARE CONCRETE SO THAT TIERACON CAN OBSERVE THE DEMOLITION OF THE EXISTING POOL SHELL AND PROVIDE DIRECTION REGARDING REPAIRS.
1. ANY CHANGES IN UNDER EXISTING POOL FINISH SHALL BE BROUGHT TO THE ATTENTION OF THE OWNER BEFORE PROCEEDING.
 2. ALL APPLICABLE STATE AND LOCAL LAWS AND CODES SHALL BE FOLLOWED.
 3. THE CONTRACTOR SHALL COORDINATE DEMOLITION WITH OTHER TRADES AND SHALL PROTECT ALL EXISTING WORK, EQUIPMENT, PIPING, FITTINGS, ETC. THROUGHOUT THE PROJECT.
 4. THE CONTRACTOR SHALL COORDINATE DEMOLITION WITH THE OWNER PRIOR TO START OF WORK.
 5. THE CONTRACTOR SHALL COORDINATE DEMOLITION WITH THE OWNER PRIOR TO START OF WORK.
 6. CONSTRUCTION.
 7. REMOVE EXISTING POOL MECHANICAL EQUIPMENT AS REQUIRED TO ACCOMMODATE CONSTRUCTION.
 8. CARE SHOULD BE TAKEN DURING DEMOLITION OF EXISTING POOL TO NOT DAMAGE EXISTING POOL DECK, EQUIPMENT, PIPING, FITTINGS, ETC. THROUGHOUT THE PROJECT.
 9. THE CONTRACTOR SHALL COORDINATE DEMOLITION WITH OTHER TRADES AND SHALL PROTECT ALL EXISTING WORK, EQUIPMENT, PIPING, FITTINGS, ETC. THROUGHOUT THE PROJECT.
 10. THE CONTRACTOR SHALL COORDINATE DEMOLITION WITH THE OWNER PRIOR TO START OF WORK.
 11. ALL DEMOLISHED EQUIPMENT IS TO BE REMOVED FROM THE SITE AND DISPOSED OF IN AN APPROPRIATE MANNER.
 12. ALL DEMOLISHED EQUIPMENT IS TO BE REMOVED FROM THE SITE AND DISPOSED OF IN AN APPROPRIATE MANNER.
 13. PROTECT ALL UNDER DECK REMAINING TO WORK BIRDS AND DRINKING FOUNTAINS.
 14. DEMOLISH ALL EXISTING POOL DECK TREND PLANS, SAVE ALL DIRT OUTS TO STORM.
 15. PROTECT ALL EXISTING POOL RETURN INLETS DURING DEMOLITION.
 16. PROTECT ALL EXISTING POOL RETURN INLETS DURING DEMOLITION.



Recreation Pool Gutter Demo
3/4\"/>

2

Tieracon
5975 CARMICHAEL CIRCLE, SUITE E
LIVERMORE, CA 94551
PH: (925) 969-7220
WWW.TIERACON.COM

POOL ENGINEERING
STRUCTURAL
MECHANICAL
ELECTRICAL
HYDRAULIC
LABORATORY SERVICES

Existing Recreation Pool Demolition Plan

ROBERT LIVERMORE
COMMUNITY CENTER
4444 EAST AVENUE
LIVERMORE, CALIFORNIA

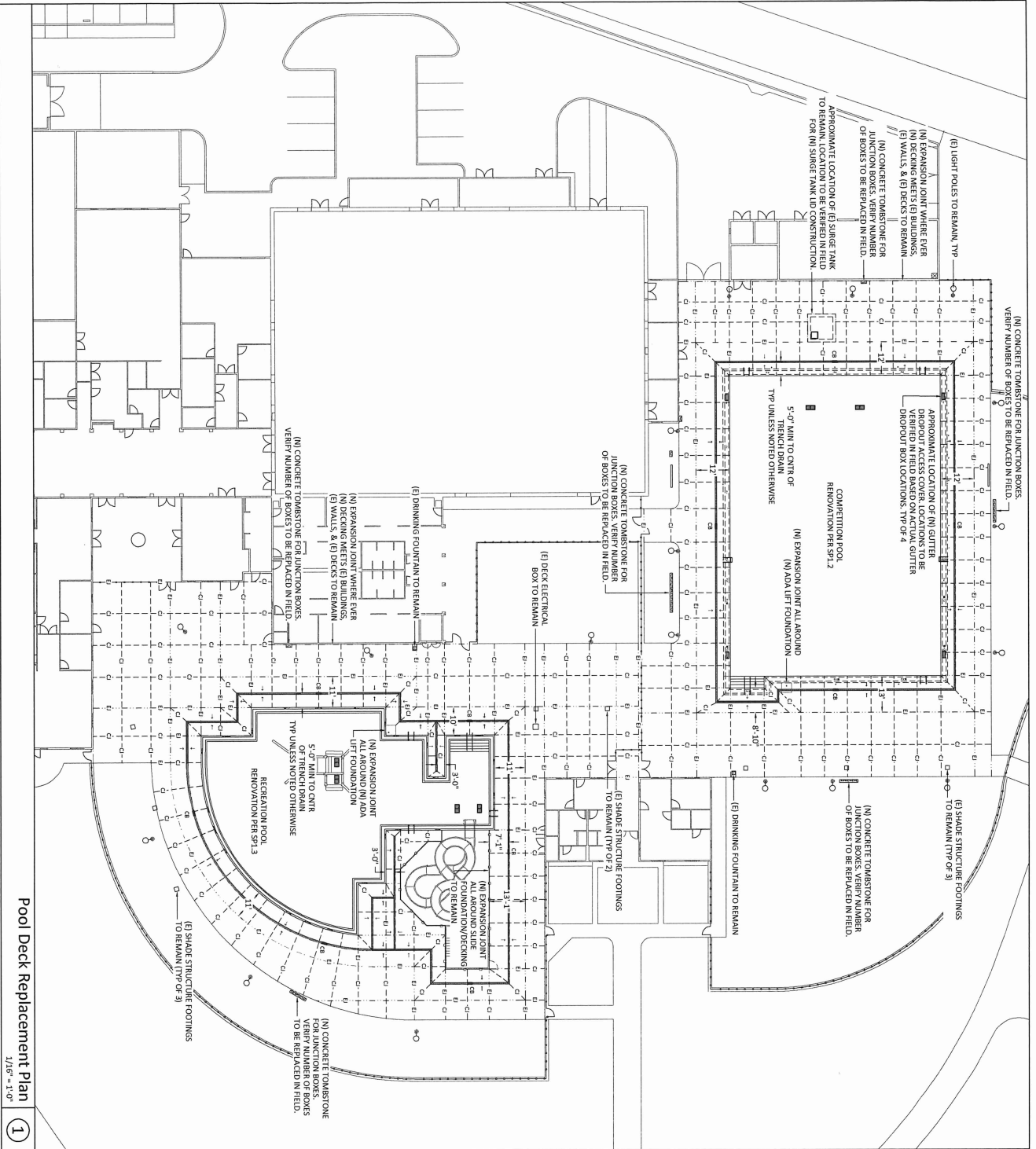
**REVIEW SET
NOT FOR
CONSTRUCTION**

Project No: ND155046E
Scale: AS NOTED
Date: 02/20/18
Drawn By: E. DINELLI / E. NUNEZ
Designed By: M. REMOLDS

D1.2

REV.	DATE	DESCRIPTION
1		
2		
3		
4		
5		
6		
7		
8		
9		
10		
11		
12		
13		
14		
15		
16		
17		
18		
19		
20		

PROGRESS REVIEW SET



Pool Deck Replacement Plan

①

POOL DECK AND GYM FLOORS:

1. SUBGRADE SHALL BE PREPARED AS REQUIRED FOR THE PROJECT.
2. SLOPS SHALL BE MAINTAINED AT A MINIMUM OF 1% TO PREVENT WATER COLLECTION.
3. CONSTRUCTION AND MAINTENANCE SHALL BE IN ACCORDANCE WITH THE CITY OF LOS ANGELES DEPARTMENT OF PUBLIC WORKS, DIVISION OF PUBLIC WORKS, STANDARD SPECIFICATIONS FOR THE CONSTRUCTION OF PUBLIC WORKS, LATEST EDITION.
4. THE FLOOR FOR LIFTING CONTROL JOISTS SHOULD BE 3/8" ON THE CONCRETE IS 1/2" ON THE STEEL.
5. THE FLOOR FOR THE GYM SHALL BE 1/2" ON THE CONCRETE IS 1/2" ON THE STEEL.
6. FOR POOL DECK MAKE DRAINAGE WATER CONNECTION RUN TO ONE DRAINAGE.
7. MAKE SURE TO SLOPE TO DRAINAGE.
8. MAKE SURE TO SLOPE TO DRAINAGE.
9. MAKE SURE TO SLOPE TO DRAINAGE.
10. MAKE SURE TO SLOPE TO DRAINAGE.
11. MAKE SURE TO SLOPE TO DRAINAGE.
12. MAKE SURE TO SLOPE TO DRAINAGE.
13. MAKE SURE TO SLOPE TO DRAINAGE.
14. MAKE SURE TO SLOPE TO DRAINAGE.
15. MAKE SURE TO SLOPE TO DRAINAGE.
16. MAKE SURE TO SLOPE TO DRAINAGE.
17. MAKE SURE TO SLOPE TO DRAINAGE.
18. MAKE SURE TO SLOPE TO DRAINAGE.
19. MAKE SURE TO SLOPE TO DRAINAGE.
20. MAKE SURE TO SLOPE TO DRAINAGE.
21. MAKE SURE TO SLOPE TO DRAINAGE.
22. MAKE SURE TO SLOPE TO DRAINAGE.
23. MAKE SURE TO SLOPE TO DRAINAGE.
24. MAKE SURE TO SLOPE TO DRAINAGE.
25. MAKE SURE TO SLOPE TO DRAINAGE.
26. MAKE SURE TO SLOPE TO DRAINAGE.
27. MAKE SURE TO SLOPE TO DRAINAGE.
28. MAKE SURE TO SLOPE TO DRAINAGE.
29. MAKE SURE TO SLOPE TO DRAINAGE.
30. MAKE SURE TO SLOPE TO DRAINAGE.
31. MAKE SURE TO SLOPE TO DRAINAGE.
32. MAKE SURE TO SLOPE TO DRAINAGE.
33. MAKE SURE TO SLOPE TO DRAINAGE.
34. MAKE SURE TO SLOPE TO DRAINAGE.
35. MAKE SURE TO SLOPE TO DRAINAGE.
36. MAKE SURE TO SLOPE TO DRAINAGE.
37. MAKE SURE TO SLOPE TO DRAINAGE.
38. MAKE SURE TO SLOPE TO DRAINAGE.
39. MAKE SURE TO SLOPE TO DRAINAGE.
40. MAKE SURE TO SLOPE TO DRAINAGE.
41. MAKE SURE TO SLOPE TO DRAINAGE.
42. MAKE SURE TO SLOPE TO DRAINAGE.
43. MAKE SURE TO SLOPE TO DRAINAGE.
44. MAKE SURE TO SLOPE TO DRAINAGE.
45. MAKE SURE TO SLOPE TO DRAINAGE.
46. MAKE SURE TO SLOPE TO DRAINAGE.
47. MAKE SURE TO SLOPE TO DRAINAGE.
48. MAKE SURE TO SLOPE TO DRAINAGE.
49. MAKE SURE TO SLOPE TO DRAINAGE.
50. MAKE SURE TO SLOPE TO DRAINAGE.
51. MAKE SURE TO SLOPE TO DRAINAGE.
52. MAKE SURE TO SLOPE TO DRAINAGE.
53. MAKE SURE TO SLOPE TO DRAINAGE.
54. MAKE SURE TO SLOPE TO DRAINAGE.
55. MAKE SURE TO SLOPE TO DRAINAGE.
56. MAKE SURE TO SLOPE TO DRAINAGE.
57. MAKE SURE TO SLOPE TO DRAINAGE.
58. MAKE SURE TO SLOPE TO DRAINAGE.
59. MAKE SURE TO SLOPE TO DRAINAGE.
60. MAKE SURE TO SLOPE TO DRAINAGE.
61. MAKE SURE TO SLOPE TO DRAINAGE.
62. MAKE SURE TO SLOPE TO DRAINAGE.
63. MAKE SURE TO SLOPE TO DRAINAGE.
64. MAKE SURE TO SLOPE TO DRAINAGE.
65. MAKE SURE TO SLOPE TO DRAINAGE.
66. MAKE SURE TO SLOPE TO DRAINAGE.
67. MAKE SURE TO SLOPE TO DRAINAGE.
68. MAKE SURE TO SLOPE TO DRAINAGE.
69. MAKE SURE TO SLOPE TO DRAINAGE.
70. MAKE SURE TO SLOPE TO DRAINAGE.
71. MAKE SURE TO SLOPE TO DRAINAGE.
72. MAKE SURE TO SLOPE TO DRAINAGE.
73. MAKE SURE TO SLOPE TO DRAINAGE.
74. MAKE SURE TO SLOPE TO DRAINAGE.
75. MAKE SURE TO SLOPE TO DRAINAGE.
76. MAKE SURE TO SLOPE TO DRAINAGE.
77. MAKE SURE TO SLOPE TO DRAINAGE.
78. MAKE SURE TO SLOPE TO DRAINAGE.
79. MAKE SURE TO SLOPE TO DRAINAGE.
80. MAKE SURE TO SLOPE TO DRAINAGE.
81. MAKE SURE TO SLOPE TO DRAINAGE.
82. MAKE SURE TO SLOPE TO DRAINAGE.
83. MAKE SURE TO SLOPE TO DRAINAGE.
84. MAKE SURE TO SLOPE TO DRAINAGE.
85. MAKE SURE TO SLOPE TO DRAINAGE.
86. MAKE SURE TO SLOPE TO DRAINAGE.
87. MAKE SURE TO SLOPE TO DRAINAGE.
88. MAKE SURE TO SLOPE TO DRAINAGE.
89. MAKE SURE TO SLOPE TO DRAINAGE.
90. MAKE SURE TO SLOPE TO DRAINAGE.
91. MAKE SURE TO SLOPE TO DRAINAGE.
92. MAKE SURE TO SLOPE TO DRAINAGE.
93. MAKE SURE TO SLOPE TO DRAINAGE.
94. MAKE SURE TO SLOPE TO DRAINAGE.
95. MAKE SURE TO SLOPE TO DRAINAGE.
96. MAKE SURE TO SLOPE TO DRAINAGE.
97. MAKE SURE TO SLOPE TO DRAINAGE.
98. MAKE SURE TO SLOPE TO DRAINAGE.
99. MAKE SURE TO SLOPE TO DRAINAGE.
100. MAKE SURE TO SLOPE TO DRAINAGE.

MATERIALS:
1. CONCRETE:
A NORMAL WEIGHT CONCRETE SHALL BE MIXED AND PROPORTIONED IN

NONWINDING WEIGHT CONCRETE SHALL BE MIXED AND PROPORTIONED IN ACCORDANCE WITH AQ 301.

B. MINIMUM COMPRESSIVE STRENGTH, P.C. SHALL BE 4,500 PSI @ 28 DAYS

C. SLUMP: 3" ± 1"

D. AGGREGATE: 1 INCH MAX
E. CEMENT CONTENT: 600 LBS/YDS MIN.
F. W/C RATIO: 0.45 MAX

6. TYPE V CEMENT SHALL BE USED
H. SHRINKAGE AT 28 DAYS (PER ASTM C-157) SHALL NOT EXCEED 0.055% FOR DRY
CURING.

2. REINFORCEMENT:
A. USE ACI 318 AND C.B.C. SECTION 1908 AS GUIDELINE.

B. REINFORCEMENT SHALL BE ASTM-A615 GRADE 60.
C. LAP SPLICES SHALL BE 60 BAR DIAMETERS.
D. 3" MIN COVER FOR REINFORCEMENT TO SOIL.

E. DECK DOWELS BETWEEN THE POOL BOND BEAM AND ADJACENT DECKING SHALL NOT BE USED.

1000000

REQUIRED SPECIAL INSPECTIONS:
1. CONCRETE PLACEMENT INSPECTION.



REQUIRED TESTING:
1. CONCRETE COMPRESSION TESTS (1 SET/50 YDS)

1000 JOURNAL OF CLIMATE

POOL DECK PLAN LEGEND	
SYMBOL / LINE	DESCRIPTION

SYMBOL LINE	DESCRIPTION
— · · EJ · · —	EXPANSION JOINT

-----Cj-----	CONTROL JOINT
--------------	---------------

	TRENCH DRAIN
	TRENCH CATCH BASIN

<p> 厚生労働省 </p>	<p> 厚生労働省 </p>
--	--

Project No:	ND155046E
Scale:	AS NOTED
Date:	02/20/18
Drawn By:	R. DINELLI / E. NUÑEZ
Designed By:	N. SMITH

SP1.0

REVIEW SET
NOT FOR
CONSTRUCTION

PROGRESS REVIEW SET

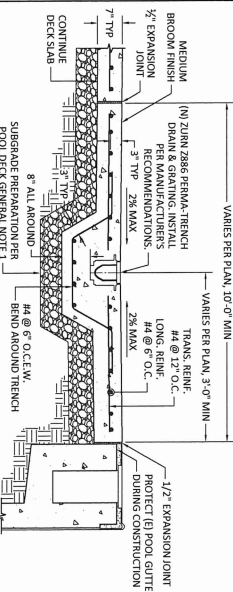
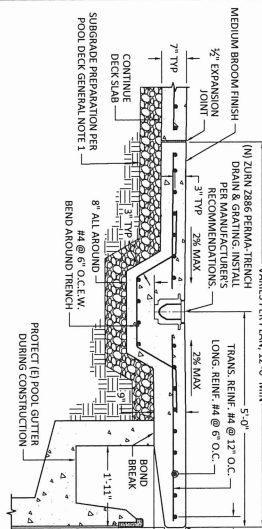
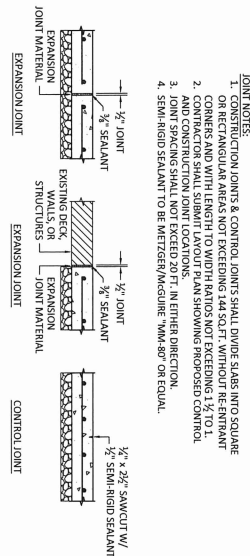
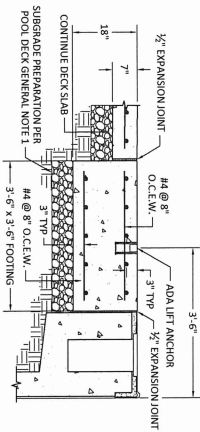
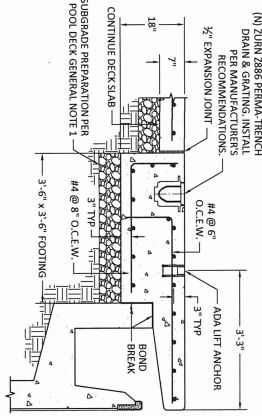
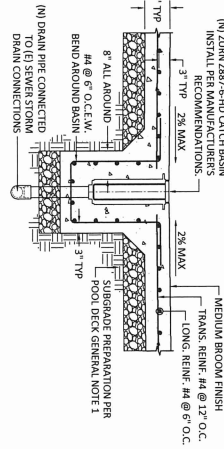
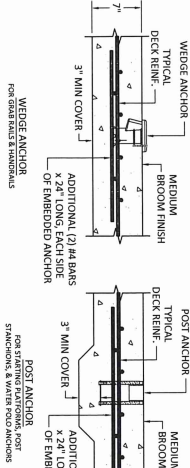
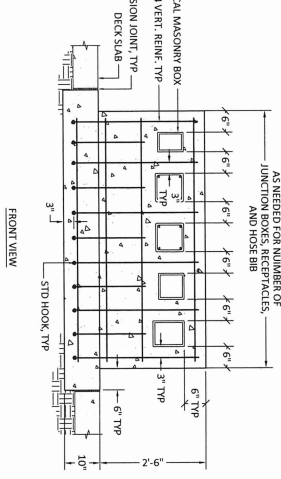
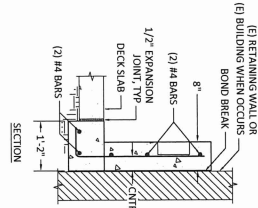
REV	DATE	DESCRIPTION
1		
2		
3		
4		
5		
6		
7		
8		
9		

ROBERT LIVERMORE
COMMUNITY CENTER
4444 EAST AVENUE
LIVERMORE, CALIFORNIA



Terracon
5075 COMMERCIAL CIRCLE, SUITE E
CONCORD, CA 94520
TEL: 925.309.0000
WWW.TERRACON.COM

MOBILE DESIGN
POOL ENGINEERING
STRUCTURAL
GEOTECHNICAL
INSPECTIONS & TESTING
ENVIRONMENTAL
LABORATORY SERVICES



<p>New Typical Deck Anchor N.T.S.</p> <p>8</p>	<p>New ADA Lift Foundation at Competition Pool N.T.S.</p> <p>6</p>	<p>New Deck at Recreation Pool N.T.S.</p> <p>3</p>
<p>New Junction Box Concrete Tombstone N.T.S.</p> <p>7</p>	<p>New ADA Lift Foundation at Competition Pool N.T.S.</p> <p>5</p>	<p>New Deck at Competition Pool N.T.S.</p> <p>2</p>
<p>New Deck Trench Catch Basin N.T.S.</p> <p>4</p>	<p>Deck Slab Joints N.T.S.</p> <p>1</p>	

Pool Deck Replacement Details

**ROBERT LIVERMORE
COMMUNITY CENTER
4444 EAST AVENUE
LIVERMORE, CALIFORNIA**

PROJECT NO: ND155046E

SCALE: AS NOTED

DATE: 02/20/18

DESIGNED BY: R. DUNELLI / E. NUNEZ

DESIGNED BY: N. SMITH

**REVIEW SET
NOT FOR
CONSTRUCTION**

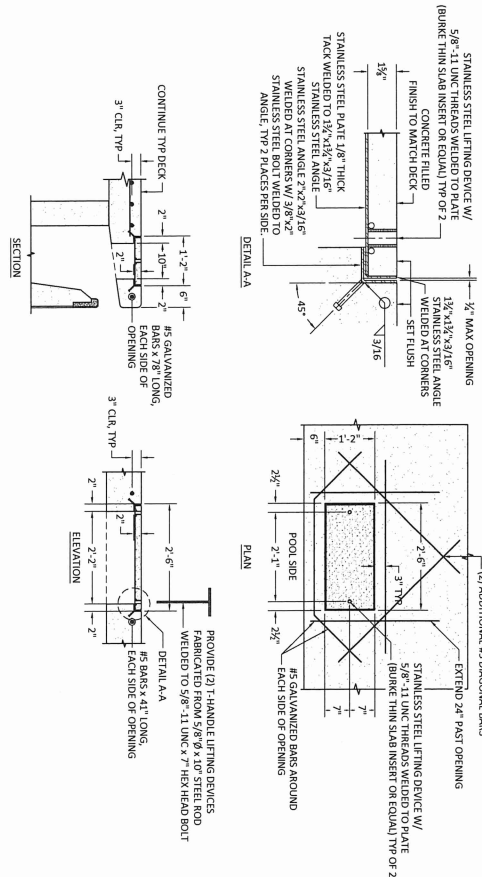
PROGRESS REVIEW SET

SP1.1

Tleracon

5010 COMMERCE CIRCLE SUITE 100
FARMERSVILLE, OHIO 43024
PH: 614.899.7224
WWW.TLERACON.COM

ARCHITECTURAL
STRUCTURAL
MECHANICAL
ELECTRICAL
PLUMBING & HEATING
LABORATORY SERVICES



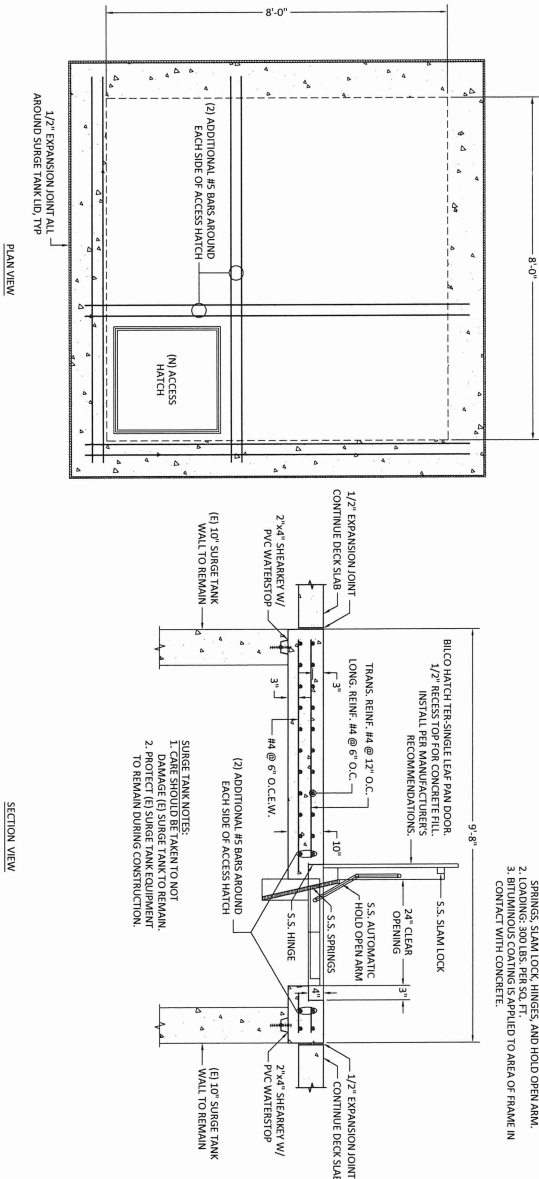
NOTE: BOND & GROUND PER NEC

Gutter Dropout Concrete Access Cover

N.T.S.

1

- ACCESS HATCH NOTES:
1. MATERIAL: ALUMINUM WITH STAINLESS STEEL BOLTS, NUTS, WASHERS AND PLATES. ALL BOLTS AND NUTS TO BE 304 SS. ALL PLATES AND HOLD OPEN ARM, 2. LONING: 300 LBS. PER SQ. FT.
 3. BITUMINOUS COATING IS APPLIED TO AREA OF FRAME IN CONTACT WITH CONCRETE.



New Surge Tank Lid

N.T.S.

2



Titercon
5630 COMMERCIAL CIRCLE, SUITE E
FALGOUT, CA 94502
Tel: (925) 959-7224
www.titercon.com

ARCHITECTURAL
STRUCTURAL
POOL ENGINEERING
MECHANICAL
ELECTRICAL
PLUMBING
LABORATORY SERVICES

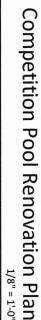
Pool Deck Replacement Details

ROBERT LIVERMORE
COMMUNITY CENTER
4444 EAST AVENUE
LIVERMORE, CALIFORNIA

REVIEW SET
NOT FOR
CONSTRUCTION

PROJECT NO: ND155046E
SCALE: AS NOTED
DATE: 02/20/18
DRAWN BY: E. NUNEZ
DESIGNED BY: N. SMITH

SP1.2



1. POOL LAYOUT PLAN FINISH SCHEDULES
2. POOL FINISH PER FINISH SCHEDULE
3. ALL DISCREPANCIES SHALL BE REPORTED TO THE ENGINEER
4. OVERALL DIMENSIONS SHOWN ARE FROM THE OUTSIDE FINISH WALLS & FLOOR
5. DEPTH MARKERS AND EQUIPMENT DIMENSIONS SHOWN ARE FROM CENTER TO CENTER
6. DEPTH MARKERS AND WARNING SIGNS ARE SHOWN IN APPROPRIATE LOCATIONS
7. DEPTH MARKERS AND WARNING SIGNS ARE SHOWN IN APPROPRIATE LOCATIONS
8. WARNING SIGNALES ONLY REQUIRED WITHIN POOL DEPTH IS LESS THAN 5 FEET
9. LIFE SALES AND EQUIPMENT SHALL BE AS REQUIRED BY
10. LOCAL LAWS AND CODES SHALL BE FOLLOWED
11. ALL METAL COMPONENTS TO BE BONDED & GROUND PER N.E.C.
12. ALL APPLICABLE STATE AND LOCAL LAWS AND CODES SHALL BE FOLLOWED

Competition Pool Renovation Plan & Section

ROBERT LIVERMORE
COMMUNITY CENTER
4444 EAST AVENUE
LIVERMORE, CALIFORNIA

REVIEW SET
NOT FOR
CONSTRUCTION

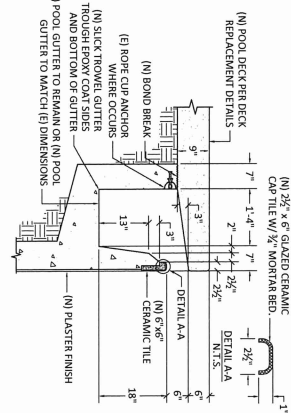
Project No:	ND155046E
Scale:	AS NOTED
Date:	02/20/18
Drawn By:	R. DINELLI / E. NUÑEZ
Designed By:	M. REYNOLDS

SP1.3

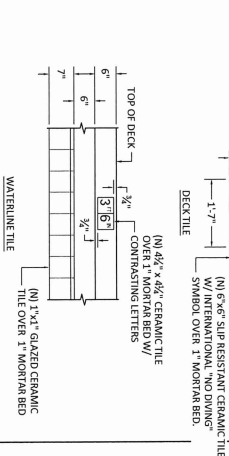


Terracon
 5015 COMMERCIAL CIRCLE, SUITE E
 COMBORD, CANADA
 TEL: 514-381-1111
 WWW.TERRACON.COM

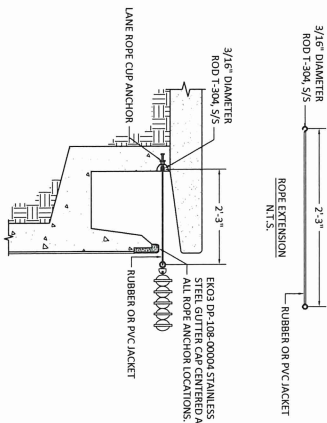
AQUATIC DESIGN
 POOL, ENGINEERING
 STRUCTURAL
 GEOTECHNICAL
 INSPECTIONS & TESTING
 ENVIRONMENTAL
 LABORATORY SERVICES




Competition Pool Gutter 3/4" = 1'-0"	1
---	---



ane Rope Cup Anchor
N.T.S. ②



Lane Rope Extension
3/4" = 1'-0"



Tlerracon
5075 COMMERCIAL CIRCLE, SUITE E
CONCORD, CA 94529
PH (925) 669-7224
www.tlerracon.com

AQUATIC DESIGN
POOL, ENGINEERING
STRUCTURAL
GEOTECHNICAL
INSPECTIONS & TESTING
ENVIRONMENTAL
LABORATORY SERVICES



Contrasting Nosing Tile N.T.S.	④
-----------------------------------	---




Competition Pool Entry Stairs 3/4" = 1'-0"	1
---	---



Wedge Anchor N.T.S.	5
------------------------	---



Competition Pool Grab Rails 3/4" = 1'-0"	2
---	---



Stanchion Post & Anchor N.T.S.	⑥
-----------------------------------	---




Competition Pool Ladder

PROGRESS REVIEW SET

Subject No: ND155046E

SP1.5

ROBERT LIVERMORE
COMMUNITY CENTER
4444 EAST AVENUE
LIVERMORE, CALIFORNIA

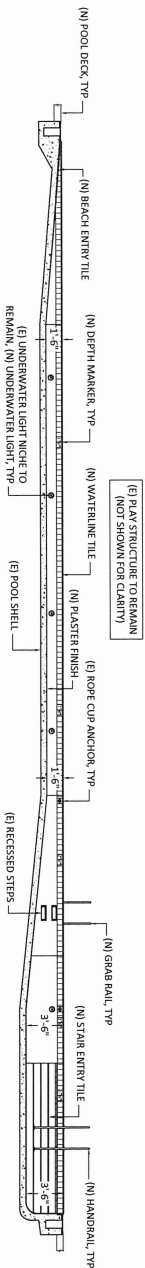


Therracon
5075 COMMERCIAL CIRCLE, SUITE E
CONCORD, CA 94520
TEL: 925/309-1100
WWW.THERRACON.COM

MOULTON DESIGN
POOL ENGINEERING
STRUCTURAL
GEO-TECHNICAL
INSPECTIONS & TESTING
ENVIRONMENTAL
LABORATORY SERVICES



②



2. ALL DIMENSIONS SHALL BE ROUNDED UP TO STATE TO WORK.
3. ANY DISCREPANCIES SHALL BE REPORTED TO THE ENGINEER.
4. OVERALL DIMENSIONS SHOWN ARE FROM THE OUTSIDE FINISH OF WALLS & FLOORS.
5. DETAILS OR EQUIPMENT DIMENSIONS SHOWN ARE FROM CENTER-TO-CENTER.
6. DEPTH MARKERS AND WARNING SIGNS ARE SHOWN IN APPROXIMATE LOCATIONS. DEPTHS, MARKERS, AND WARNING SIGNS MAY NOT EXCEED 25'-0" AHEAD PER LOCAL CODE. NO WAVING SIGNALING EQUIPMENT ONLY IS REQUIRED WHEN POOL DEPTHS ARE LESS THAN 8 FEET.
7. IF THE SIGNIFYING EQUIPMENT SHALL BE PROVIDED AS REQUIRED BY CODE (GOVERNING AGENCY).
8. ALL APPLICABLE STATE AND LOCAL LAWS AND CODES SHALL BE FOLLOWED.

RECREATION FLOW FINISH SCHEDULE	
New Fisher Finish	127, with Madras Court Finish
New West / Low Tide	1, 2, 3, 4, 5, 6, 7, 8, 9, 10, 11, 12, 13, 14, 15, 16, 17, 18, 19, 20, 21, 22, 23, 24, 25, 26, 27, 28, 29, 30, 31, 32, 33, 34, 35, 36, 37, 38, 39, 40, 41, 42, 43, 44, 45, 46, 47, 48, 49, 50, 51, 52, 53, 54, 55, 56, 57, 58, 59, 60, 61, 62, 63, 64, 65, 66, 67, 68, 69, 70, 71, 72, 73, 74, 75, 76, 77, 78, 79, 80, 81, 82, 83, 84, 85, 86, 87, 88, 89, 90, 91, 92, 93, 94, 95, 96, 97, 98, 99, 100, 101, 102, 103, 104, 105, 106, 107, 108, 109, 110, 111, 112, 113, 114, 115, 116, 117, 118, 119, 120, 121, 122, 123, 124, 125, 126, 127, 128, 129, 130, 131, 132, 133, 134, 135, 136, 137, 138, 139, 140, 141, 142, 143, 144, 145, 146, 147, 148, 149, 150, 151, 152, 153, 154, 155, 156, 157, 158, 159, 160, 161, 162, 163, 164, 165, 166, 167, 168, 169, 170, 171, 172, 173, 174, 175, 176, 177, 178, 179, 180, 181, 182, 183, 184, 185, 186, 187, 188, 189, 190, 191, 192, 193, 194, 195, 196, 197, 198, 199, 200, 201, 202, 203, 204, 205, 206, 207, 208, 209, 210, 211, 212, 213, 214, 215, 216, 217, 218, 219, 220, 221, 222, 223, 224, 225, 226, 227, 228, 229, 230, 231, 232, 233, 234, 235, 236, 237, 238, 239, 240, 241, 242, 243, 244, 245, 246, 247, 248, 249, 250, 251, 252, 253, 254, 255, 256, 257, 258, 259, 260, 261, 262, 263, 264, 265, 266, 267, 268, 269, 270, 271, 272, 273, 274, 275, 276, 277, 278, 279, 280, 281, 282, 283, 284, 285, 286, 287, 288, 289, 290, 291, 292, 293, 294, 295, 296, 297, 298, 299, 300, 301, 302, 303, 304, 305, 306, 307, 308, 309, 310, 311, 312, 313, 314, 315, 316, 317, 318, 319, 320, 321, 322, 323, 324, 325, 326, 327, 328, 329, 330, 331, 332, 333, 334, 335, 336, 337, 338, 339, 340, 341, 342, 343, 344, 345, 346, 347, 348, 349, 350, 351, 352, 353, 354, 355, 356, 357, 358, 359, 360, 361, 362, 363, 364, 365, 366, 367, 368, 369, 370, 371, 372, 373, 374, 375, 376, 377, 378, 379, 380, 381, 382, 383, 384, 385, 386, 387, 388, 389, 390, 391, 392, 393, 394, 395, 396, 397, 398, 399, 400, 401, 402, 403, 404, 405, 406, 407, 408, 409, 410, 411, 412, 413, 414, 415, 416, 417, 418, 419, 420, 421, 422, 423, 424, 425, 426, 427, 428, 429, 430, 431, 432, 433, 434, 435, 436, 437, 438, 439, 440, 441, 442, 443, 444, 445, 446, 447, 448, 449, 450, 451, 452, 453, 454, 455, 456, 457, 458, 459, 460, 461, 462, 463, 464, 465, 466, 467, 468, 469, 470, 471, 472, 473, 474, 475, 476, 477, 478, 479, 480, 481, 482, 483, 484, 485, 486, 487, 488, 489, 490, 491, 492, 493, 494, 495, 496, 497, 498, 499, 500, 501, 502, 503, 504, 505, 506, 507, 508, 509, 510, 511, 512, 513, 514, 515, 516, 517, 518, 519, 520, 521, 522, 523, 524, 525, 526, 527, 528, 529, 530, 531, 532, 533, 534, 535, 536, 537, 538, 539, 540, 541, 542, 543, 544, 545, 546, 547, 548, 549, 550, 551, 552, 553, 554, 555, 556, 557, 558, 559, 560, 561, 562, 563, 564, 565, 566, 567, 568, 569, 570, 571, 572, 573, 574, 575, 576, 577, 578, 579, 580, 581, 582, 583, 584, 585, 586, 587, 588, 589, 590, 591, 592, 593, 594, 595, 596, 597, 598, 599, 600, 601, 602, 603, 604, 605, 606, 607, 608, 609, 610, 611, 612, 613, 614, 615, 616, 617, 618, 619, 620, 621, 622, 623, 624, 625, 626, 627, 628, 629, 630, 631, 632, 633, 634, 635, 636, 637, 638, 639, 640, 641, 642, 643, 644, 645, 646, 647, 648, 649, 650, 651, 652, 653, 654, 655, 656, 657, 658, 659, 660, 661, 662, 663, 664, 665, 666, 667, 668, 669, 670, 671, 672, 673, 674, 675, 676, 677, 678, 679, 680, 681, 682, 683, 684, 685, 686, 687, 688, 689, 690, 691, 692, 693, 694, 695, 696, 697, 698, 699, 700, 701, 702, 703, 704, 705, 706, 707, 708, 709, 710, 711, 712, 713, 714, 715, 716, 717, 718, 719, 720, 721, 722, 723, 724, 725, 726, 727, 728, 729, 730, 731, 732, 733, 734, 735, 736, 737, 738, 739, 740, 741, 742, 743, 744, 745, 746, 747, 748, 749, 750, 751, 752, 753, 754, 755, 756, 757, 758, 759, 760, 761, 762, 763, 764, 765, 766, 767, 768, 769, 770, 771, 772, 773, 774, 775, 776, 777, 778, 779, 780, 781, 782, 783, 784, 785, 786, 787, 788, 789, 790, 791, 792, 793, 794, 795, 796, 797, 798, 799, 800, 801, 802, 803, 804, 805, 806, 807, 808, 809, 810, 811, 812, 813, 814, 815, 816, 817, 818, 819, 820, 821, 822, 823, 824

CALL OUT	EQUIPMENT	MODEL/DESCRIPTION	ETWA
DM	Mini Ditch Markers	1" x 1" Metal Die-Hot stamped slip resistant, 2000 to custom stamped 10k in. ranging	3/29/17
R5	New Golf Balls	Flightmaster 2000 116G 1.25 in. dia. slip resistant 10k stamped and end of 12 each per bag	5/29/17
R6	New Headlights	LED 4000 lumens 3150 lumens 12000 lumens 15000 lumens 18000 lumens 20000 lumens 22000 lumens 24000 lumens 26000 lumens 28000 lumens 30000 lumens 32000 lumens 34000 lumens 36000 lumens 38000 lumens 40000 lumens 42000 lumens 44000 lumens 46000 lumens 48000 lumens 50000 lumens 52000 lumens 54000 lumens 56000 lumens 58000 lumens 60000 lumens 62000 lumens 64000 lumens 66000 lumens 68000 lumens 70000 lumens 72000 lumens 74000 lumens 76000 lumens 78000 lumens 80000 lumens 82000 lumens 84000 lumens 86000 lumens 88000 lumens 90000 lumens 92000 lumens 94000 lumens 96000 lumens 98000 lumens 100000 lumens 102000 lumens 104000 lumens 106000 lumens 108000 lumens 110000 lumens 112000 lumens 114000 lumens 116000 lumens 118000 lumens 120000 lumens 122000 lumens 124000 lumens 126000 lumens 128000 lumens 130000 lumens 132000 lumens 134000 lumens 136000 lumens 138000 lumens 140000 lumens 142000 lumens 144000 lumens 146000 lumens 148000 lumens 150000 lumens 152000 lumens 154000 lumens 156000 lumens 158000 lumens 160000 lumens 162000 lumens 164000 lumens 166000 lumens 168000 lumens 170000 lumens 172000 lumens 174000 lumens 176000 lumens 178000 lumens 180000 lumens 182000 lumens 184000 lumens 186000 lumens 188000 lumens 190000 lumens 192000 lumens 194000 lumens 196000 lumens 198000 lumens 200000 lumens 202000 lumens 204000 lumens 206000 lumens 208000 lumens 210000 lumens 212000 lumens 214000 lumens 216000 lumens 218000 lumens 220000 lumens 222000 lumens 224000 lumens 226000 lumens 228000 lumens 230000 lumens 232000 lumens 234000 lumens 236000 lumens 238000 lumens 240000 lumens 242000 lumens 244000 lumens 246000 lumens 248000 lumens 250000 lumens 252000 lumens 254000 lumens 256000 lumens 258000 lumens 260000 lumens 262000 lumens 264000 lumens 266000 lumens 268000 lumens 270000 lumens 272000 lumens 274000 lumens 276000 lumens 278000 lumens 280000 lumens 282000 lumens 284000 lumens 286000 lumens 288000 lumens 290000 lumens 292000 lumens 294000 lumens 296000 lumens 298000 lumens 300000 lumens 302000 lumens 304000 lumens 306000 lumens 308000 lumens 310000 lumens 312000 lumens 314000 lumens 316000 lumens 318000 lumens 320000 lumens 322000 lumens 324000 lumens 326000 lumens 328000 lumens 330000 lumens 332000 lumens 334000 lumens 336000 lumens 338000 lumens 340000 lumens 342000 lumens 344000 lumens 346000 lumens 348000 lumens 350000 lumens 352000 lumens 354000 lumens 356000 lumens 358000 lumens 360000 lumens 362000 lumens 364000 lumens 366000 lumens 368000 lumens 370000 lumens 372000 lumens 374000 lumens 376000 lumens 378000 lumens 380000 lumens 382000 lumens 384000 lumens 386000 lumens 388000 lumens 390000 lumens 392000 lumens 394000 lumens 396000 lumens 398000 lumens 400000 lumens 402000 lumens 404000 lumens 406000 lumens 408000 lumens 410000 lumens 412000 lumens 414000 lumens 416000 lumens 418000 lumens 420000 lumens 422000 lumens 424000 lumens 426000 lumens 428000 lumens 430000 lumens 432000 lumens 434000 lumens 436000 lumens 438000 lumens 440000 lumens 442000 lumens 444000 lumens 446000 lumens 448000 lumens 450000 lumens 452000 lumens 454000 lumens 456000 lumens 458000 lumens 460000 lumens 462000 lumens 464000 lumens 466000 lumens 468000 lumens 470000 lumens 472000 lumens 474000 lumens 476000 lumens 478000 lumens 480000 lumens 482000 lumens 484000 lumens 486000 lumens 488000 lumens 490000 lumens 492000 lumens 494000 lumens 496000 lumens 498000 lumens 500000 lumens 502000 lumens 504000 lumens 506000 lumens 508000 lumens 510000 lumens 512000 lumens 514000 lumens 516000 lumens 518000 lumens 520000 lumens 522000 lumens 524000 lumens 526000 lumens 528000 lumens 530000 lumens 532000 lumens 534000 lumens 536000 lumens 538000 lumens 540000 lumens 542000 lumens 544000 lumens 546000 lumens 548000 lumens 550000 lumens 552000 lumens 554000 lumens 556000 lumens 558000 lumens 560000 lumens 562000 lumens 564000 lumens 566000 lumens 568000 lumens 570000 lumens 572000 lumens 574000 lumens 576000 lumens 578000 lumens 580000 lumens 582000 lumens 584000 lumens 586000 lumens 588000 lumens 590000 lumens 592000 lumens 594000 lumens 596000 lumens 598000 lumens 600000 lumens 602000 lumens 604000 lumens 606000 lumens 608000 lumens 610000 lumens 612000 lumens 614000 lumens 616000 lumens 618000 lumens 620000 lumens 622000 lumens 624000 lumens 626000 lumens 628000 lumens 630000 lumens 632000 lumens 634000 lumens 636000 lumens 638000 lumens 640000 lumens 642000 lumens 644000 lumens 646000 lumens 648000 lumens 650000 lumens 652000 lumens 654000 lumens 656000 lumens 658000 lumens 660000 lumens 662000 lumens 664000 lumens 666000 lumens 668000 lumens 670000 lumens 672000 lumens 674000 lumens 676000 lumens 678000 lumens 680000 lumens 682000 lumens 684000 lumens 686000 lumens 688000 lumens 690000 lumens 692000 lumens 694000 lumens 696000 lumens 698000 lumens 700000 lumens 702000 lumens 704000 lumens 706000 lumens 708000 lumens 710000 lumens 712000 lumens 714000 lumens 716000 lumens 718000 lumens 720000 lumens 722000 lumens 724000 lumens 726000 lumens 728000 lumens 730000 lumens 732000 lumens 734000 lumens 736000 lumens 738000 lumens 740000 lumens 742000 lumens 744000 lumens 746000 lumens 748000 lumens 750000 lumens 752000 lumens 754000 lumens 756000 lumens 758000 lumens 760000 lumens 762000 lumens 764000 lumens 766000 lumens 768000 lumens 770000 lumens 772000 lumens 774000 lumens 776000 lumens 778000 lumens 780000 lumens 782000 lumens 784000 lumens 786000 lumens 788000 lumens 790000 lumens 792000 lumens 794000 lumens 796000 lumens 798000 lumens 800000 lumens 802000 lumens 804000 lumens 806000 lumens 808000 lumens 810000 lumens 812000 lumens 814000 lumens 816000 lumens 818000 lumens 820000 lumens 822000 lumens 824000 lumens 826000 lumens 828000 lumens 830000 lumens 832000 lumens 834000 lumens 836000 lumens 838000 lumens 840000 lumens 842000 lumens 844000 lumens 846000 lumens 848000 lumens 850000 lumens 852000 lumens 854000 lumens 856000 lumens 858000 lumens 860000 lumens 862000 lumens 864000 lumens 866000 lumens 868000 lumens 870000 lumens 872000 lumens 874000 lumens 876000 lumens 878000 lumens 880000 lumens 882000 lumens 884000 lumens 886000 lumens 888000 lumens 890000 lumens 892000 lumens 894000 lumens 896000 lumens 898000 lumens 900000 lumens 902000 lumens 904000 lumens 906000 lumens 908000 lumens 910000 lumens 912000 lumens 914000 lumens 916000 lumens 918000 lumens 920000 lumens 922000 lumens 924000 lumens 926000 lumens 928000 lumens 930000 lumens 932000 lumens 934000 lumens 936000 lumens 938000 lumens 940000 lumens 942000 lumens 944000 lumens 946000 lumens 948000 lumens 950000 lumens 952000 lumens 954000 lumens 956000 lumens 958000 lumens 960000 lumens 962000 lumens 964000 lumens 966000 lumens 968000 lumens 970000 lumens 972000 lumens 974000 lumens 976000 lumens 978000 lumens 980000 lumens 982000 lumens 984000 lumens 986000 lumens 988000 lumens 990000 lumens 992000 lumens 994000 lumens 996000 lumens 998000 lumens 1000000 lumens 1002000 lumens 1004000 lumens 1006000 lumens 1008000 lumens 1010000 lumens 1012000 lumens 1014000 lumens 1016000 lumens 1018000 lumens 1020000 lumens 1022000 lumens 1024000 lumens 1026000 lumens 1028000 lumens 1030000 lumens 1032000 lumens 1034000 lumens 1036000 lumens 1038000 lumens 1040000 lumens 1042000 lumens 1044000 lumens 1046000 lumens 1048000 lumens 1050000 lumens 1052000 lumens 1054000 lumens 1056000 lumens 1058000 lumens 1060000 lumens 1062000 lumens 1064000 lumens 1066000 lumens 1068000 lumens 1070000 lumens 1072000 lumens 1074000 lumens 1076000 lumens 1078000 lumens 1080000 lumens 1082000 lumens 1084000 lumens 1086000 lumens 1088000 lumens 1090000 lumens 1092000 lumens 1094000 lumens 1096000 lumens 1098000 lumens 1100000 lumens 1102000 lumens 1104000 lumens 1106000 lumens 1108000 lumens 1110000 lumens 1112000 lumens 1114000 lumens 1116000 lumens 1118000 lumens 1120000 lumens 1122000 lumens 1124000 lumens 1126000 lumens 1128000 lumens 1130000 lumens 1132000 lumens 1134000 lumens 1136000 lumens 1138000 lumens 1140000 lumens 1142000 lumens 1144000 lumens 1146000 lumens 1148000 lumens 1150000 lumens 1152000 lumens 1154000 lumens 1156000 lumens 1158000 lumens 1160000 lumens 1162000 lumens 1164000 lumens 1166000 lumens 1168000 lumens 1170000 lumens 1172000 lumens 1174000 lumens 1176000 lumens 1178000 lumens 1180000 lumens 1182000 lumens 1184000 lumens 1186000 lumens 1188000 lumens 1190000 lumens 1192000 lumens 1194000 lumens 1196000 lumens 1198000 lumens 1200000 lumens 1202000 lumens 1204000 lumens 1206000 lumens 1208000 lumens 1210000 lumens 1212000 lumens 1214000 lumens 1216000 lumens 1218000 lumens 1220000 lumens 1222000 lumens 1224000 lumens 1226000 lumens 1228000 lumens 1230000 lumens 1232000 lumens 1234000 lumens 1236000 lumens 1238000 lumens 1240000 lumens 1242000 lumens 1244000 lumens 1246000 lumens 1248000 lumens 1250000 lumens 1252000 lumens 1254000 lumens 1256000 lumens 1258000 lumens 1260000 lumens 1262000 lumens 1264000 lumens 1266000 lumens 1268000 lumens 1270000 lumens 1272000 lumens 1274000 lumens 1276000 lumens 1278000 lumens 1280000 lumens 1282000 lumens 1284000 lumens 1286000 lumens 1288000 lumens 1290000 lumens 1292000 lumens 1294000 lumens 1296000 lumens 1298000 lumens 1300000 lumens 1302000 lumens 1304000 lumens 1306000 lumens 1308000 lumens 1310000 lumens 1312000 lumens 1314000 lumens 1316000 lumens 1318000 lumens 1320000 lumens 1322000 lumens 1324000 lumens 1326000 lumens 1328000 lumens 1330000 lumens 1332000 lumens 1334000 lumens 1336000 lumens 1338000 lumens 1340000 lumens 1342000 lumens 1344000 lumens 1346000 lumens 1348000 lumens 1350000 lumens 1352000 lumens 1354000 lumens 1356000 lumens 1358000 lumens 1360000 lumens 1362000 lumens 1364000 lumens 1366000 lumens 1368000 lumens 1370000 lumens 1372000 lumens 1374000 lumens 1376000 lumens 1378000 lumens 1380000 lumens 1382000 lumens 1384000 lumens 1386000 lumens 1388000 lumens 1390000 lumens 1392000 lumens 1394000 lumens 1396000 lumens 1398000 lumens 1400000 lumens 1402000 lumens 1404000 lumens 1406000 lumens 1408000 lumens 1410000 lumens 1412000 lumens 1414000 lumens 1416000 lumens 1418000 lumens 1420000 lumens 1422000 lumens 1424000 lumens 1426000 lumens 1428000 lumens 1430000 lumens 1432000 lumens 1434000 lumens 1436000 lumens 1438000 lumens 1440000 lumens 1442000 lumens 1444000 lumens 1446000 lumens 1448000 lumens 1450000 lumens 1452000 lumens 1454000 lumens 1456000 lumens 1458000 lumens 1460000 lumens 1462000 lumens 1464000 lumens 1466000 lumens 1468000 lumens 1470000 lumens 1472000 lumens 1474000 lumens 1476000 lumens 1478000 lumens 1480000 lumens 1482000 lumens 1484000 lumens 1486000 lumens 1488000 lumens 1490000 lumens 1492000 lumens 1494000 lumens 1496000 lumens 1498000 lumens 1500000 lumens 1502000 lumens 1504000 lumens 1506000 lumens 1508000 lumens 1510000 lumens 1512000 lumens 1514000 lumens 1516000 lumens 1518000 lumens 1520000 lumens 1522000 lumens 1524000 lumens 1526000 lumens 1528000 lumens 1530000 lumens 1532000 lumens 1534000 lumens 1536000 lumens 1538000 lumens 1540000 lumens 1542000 lumens 1544000 lumens 1546000 lumens 1548000 lumens 1550000 lumens 1552000 lumens 1554000 lumens 1556000 lumens 1558000 lumens 1560000 lumens 1562000 lumens 1564000 lumens 1566000 lumens 1568000 lumens 1570000 lumens 1572000 lumens 1574000 lumens 1576000 lumens 1578000 lumens 1580000 lumens 1582000 lumens 1584000 lumens 1586000 lumens 1588000 lumens 1590000 lumens 1592000 lumens 1594000 lumens 1596000 lumens 1598000 lumens 1600000 lumens 1602000 lumens 1604000 lumens 1606000 lumens 1608000 lumens 1610000 lumens 1612000 lumens 1614000 lumens 1616000 lumens 1618000 lumens 1620000 lumens 1622000 lumens 1624000 lumens 1626000 lumens 1628000 lumens 1630000 lumens 1632000 lumens 1634000 lumens 1636000 lumens 1638000 lumens 1640000 lumens 1642000 lumens 1644000 lumens 1646000 lumens 1648000 lumens 1650000 lumens 1652000 lumens 1654000 lumens 1656000 lumens 1658000 lumens 1660000 lumens 1662000 lumens 1664000 lumens 1666000 lumens 1668000 lumens 1670000 lumens 1672000 lumens 1674000 lumens 1676000 lumens 1678000 lumens 1680000 lumens 1682000 lumens 1684000 lumens 1686000 lumens 1688000 lumens 1690000 lumens 1692000 lumens 1694000 lumens 1696000 lumens 1698000 lumens 1700000 lumens 1702000 lumens 1704000 lumens 1706000 lumens 1708000 lumens 1710000 lumens 1712000 lumens 1714000 lumens 1716000 lumens 1718000 lumens 1720000 lumens 1722000 lumens 1724000 lumens 1726000 lumens 1728000 lumens 1730000 lumens 1732000 lumens 1734000 lumens 1736000 lumens 1738000 lumens 1740000 lumens 1742000 lumens 1744000 lumens 1746000 lumens 1748000 lumens 1750000 lumens 1752000 lumens 1754000 lumens 1756000 lumens 1758000 lumens 1760000 lumens 1762000 lumens 1764000 lumens 1766000 lumens 1768000 lumens 1770000 lumens 1772000 lumens 1774000 lumens 1776000 lumens 1778000 lumens 1780000 lumens 1782000 lumens 1784000 lumens 1786000 lumens 1788000 lumens 1790000 lumens 1792000 lumens 1794000 lumens 1796000 lumens 1798000 lumens 1800000 lumens 1802000 lumens 1804000 lumens 1806000 lumens 1808000 lumens 1810000 lumens 1812000 lumens 1814000 lumens 1816000 lumens 1818000 lumens 1820000 lumens 1822000 lumens 1824000 lumens 1826000 lumens 1828000 lumens 1830000 lumens 1832000 lumens 1834000 lumens 1836000 lumens 1838000 lumens 1840000 lumens 1842000 lumens 1844000 lumens 1846000 lumens 1848000 lumens 1850000 lumens 1852000 lumens 1854000 lumens 1856000 lumens 1858000 lumens 1860000 lumens 1862000 lumens 1864000 lumens 1866000 lumens 1868000 lumens 1870000 lumens 1872000 lumens 1874000 lumens 1876000 lumens 1878000 lumens 1880000 lumens 1882000 lumens 1884000 lumens 1886000 lumens 1888000 lumens 1890000 lumens 1892000 lumens 1894000 lumens 1896000 lumens 1898000 lumens 1900000 lumens 1902000 lumens 1904000 lumens 1906000 lumens 1908000 lumens 1910000 lumens 1912000 lumens 1914000 lumens 1916000 lumens 1918000 lumens 1920000 lumens 1922000 lumens 1924000 lumens 1926000 lumens 1928000 lumens 1930000 lumens 1932000 lumens 1934000 lumens 1936000 lumens 1938000 lumens 1940000 lumens 1942000 lumens 1944000 lumens 1946000 lumens 1948000 lumens 1950000 lumens 1952000 lumens 1954000 lumens 1956000 lumens 1958000 lumens 1960000 lumens 1962000 lumens 1964000 lumens 1966000 lumens 1968000 lumens 1970000 lumens 1972000 lumens 1974000 lumens 1976000 lumens 1978000 lumens 1980000 lumens 1982000 lumens 1984000 lumens 1986000 lumens 1988000 lumens 1990000 lumens 1992000 lumens 1994000 lumens 1996000 lumens 1998000 lumens 2000000 lumens 2002000 lumens 2004000 lumens 2006000 lumens 2008000 lumens 2010000 lumens 2012000 lumens 2014000 lumens 2016000 lumens 2018000 lumens 2020000 lumens 2022000 lumens 2024000 lumens 2026000 lumens 2028000 lumens 2030000 lumens 2032000 lumens 2034000 lumens 2036000 lumens 2038000 lumens 2040000 lumens 2042000 lumens 2044000 lumens 2046000 lumens 2048000 lumens 2050000 lumens 2052000 lumens 2054000 lumens 2056000 lumens 2058000 lumens 2060000 lumens 2062000 lumens 2064000 lumens 2066000 lumens 2068000 lumens 2070000 lumens 2072000 lumens 2074000 lumens 2076000 lumens 2078000 lumens 2080000 lumens 2082000 lumens 2084000 lumens 2086000 lumens 2088000 lumens 2090000 lumens 2092000 lumens 2094000 lumens 2096000 lumens 2098000 lumens 2100000 lumens 2102000 lumens 2104000 lumens 2106000 lumens 2108000 lumens 2110000 lumens 2112000 lumens 2114000 lumens 2116000 lumens 2118000 lumens 2120000 lumens 2122000 lumens 2124000 lumens 2126000 lumens 2128000 lumens 2130000 lumens 2132000 lumens 2134000 lumens 2136000 lumens 2138000 lumens 2140000 lumens 2142000 lumens 2144000 lumens 2146000 lumens 2148000 lumens 2150000 lumens 2152000 lumens 2154000 lumens 2156000 lumens 2158000 lumens 2160000 lumens 2162000 lumens 2164000 lumens 2166000 lumens 2168000 lumens 2170000 lumens 2172000 lumens 2174000 lumens 2176000 lumens 2178000 lumens 2180000 lumens 2182000 lumens 2184000 lumens 2186000 lumens 2188000 lumens 2190000 lumens 2192000 lumens 2194000 lumens 2196000 lumens 2198000 lumens 2200000 lumens 2202000 lumens 2204000 lumens 2206000 lumens 2208000 lumens 2210000 lumens 2212000 lumens 2214000 lumens 2216000 lumens 2218000 lumens 2220000 lumens 2222000 lumens 2224000 lumens 2226000 lumens 2228000 lumens 2230000 lumens 2232000 lumens 2234000 lumens 2236000 lumens 2238000 lumens 2240000 lumens 2242000 lumens 2244000 lumens 2246000 lumens 2248000 lumens 2250000 lumens 2252000 lumens 2254000 lumens 2256000 lumens 2258000 lumens 2260000 lumens 2262000 lumens 2264000 lumens 2266000 lumens 2268000 lumens 2270000 lumens 2272000 lumens 2274000 lumens 2276000 lumens 2278000 lumens 2280000 lumens 2282000 lumens 2284000 lumens 2286000 lumens 2288000 lumens 2290000 lumens 2292000 lumens 2294000 lumens 2296000 lumens 2298000 lumens 2300000 lumens 2302000 lumens 2304000 lumens 2306000 lumens 2308000 lumens 2310000 lumens 2312000 lumens 2314000 lumens 2316000 lumens 2318000 lumens 2320000 lumens 2322000 lumens 2324000 lumens 2326000 lumens 2328000 lumens 2330000 lumens 2332000 lumens 2334000 lumens 2336000 lumens 2338000 lumens 2340000 lumens 2342000 lumens 2344000 lumens 2346000 lumens 2348000 lumens 2350000 lumens 2352000 lumens 2354000 lumens 2356000 lumens 2358000 lumens 2360000 lumens 2362000 lumens 2364000 lumens 2366000 lumens 2368000 lumens 2370000 lumens 2372000 lumens 2374000 lumens 2376000 lumens 2378000 lumens 2380000 lumens 2382000 lumens 2384000 lumens 2386000 lumens 2388000 lumens 2390000 lumens 2392000 lumens 2394000 lumens 2396000 lumens 2398000 lumens 2400000 lumens 2402000 lumens 2404000 lumens 2406000 lumens 2408000 lumens 2410000 lumens 2412000 lumens 2414000 lumens 2416000 lumens 2418000 lumens 2420000 lumens 2422000 lumens 2424000 lumens 2426000 lumens 2428000 lumens 2430000 lumens 2432000 lumens 2434000 lumens 2436000 lumens 2438000 lumens 2440000 lumens 2442000 lumens 2444000 lumens 2446000 lumens 2448000 lumens 2450000 lumens 2452000 lumens 2454000 lumens 2456000 lumens 2458000 lumens 2460000 lumens 2462000 lumens 2464000 lumens 2466000 lumens 2468000 lumens 2470000 lumens 2472000 lumens 2474000 lumens 2476000 lumens 2478000 lumens 2480000 lumens 2482000 lumens 2484000 lumens 2486000 lumens 2488000 lumens 2490000 lumens 2492000 lumens 2494000 lumens 2496000 lumens 2498000 lumens 2500000 lumens 2502000 lumens 2504000 lumens 2506000 lumens 2508000 lumens 2510000 lumens 2512000 lumens 2514000 lumens 2516000 lumens 2518000 lumens 2520000 lumens 2522000 lumens 2524000 lumens 2526000 lumens 2528000 lumens 2530000 lumens 2532000 lumens 2534000 lumens 2536000 lumens 2538000 lumens 2540000 lumens 2542000 lumens 2544000 lumens 2546000 lumens 2548000 lumens 2550000 lumens 2552000 lumens 2554000 lumens 25560	

All equipment noted are on basis of design & designate minimum performance standards. Equivalent products may be used provided they are submitted to project engineer for approval.

ROBERT LIVERMORE
COMMUNITY CENTER
4444 EAST AVENUE
LIVERMORE, CALIFORNIA



Terracon

5075 COMMERCIAL CIRCLE, SUITE E
CONCORD, CA 94529
PH: (925) 965-7248
www.terracon.com

AQUATIC DESIGN
POOL ENGINEERING
STRUCTURAL
GEOTECHNICAL
INSPECTIONS & TESTING
ENVIRONMENTAL
LABORATORY SERVICES

REVIEW SET
NOT FOR
CONSTRUCTION

PROGRESS REVIEW SET

RECORD	DATE	DESCRIPTION
1		
2		
3		
4		
5		
6		
7		
8		
9		

Project No:	ND155046E
Scale:	AS NOTED
Date:	02/20/18
Drawn By:	R. DINELLI / E. NUÑEZ
Designed By:	M. REYNOLDS
SP1.6	

ATTACHMENT B



Robert Livermore Aquatic Center Improvement Project


Estimated Project Schedule

May 2018	Plans approved by Alameda County Department of Environmental Health
June 13, 2018	Terracon/Staff present plans and specifications to Board of Directors for approval to go to bid
June/July 2018	Advertise Project
July 2018	Out to Bid
Late August 2018	Bid Opening/Contract Negotiation
September 2018	Present to Board of Directors for contract approval
Late October 2018	Break Ground Construction Phase
May 2019	Facility Re-opening

Livermore Area Recreation and Park District

Staff Report

TO: Chair Faltings and Board of Directors

FROM: Timothy J. Barry, General Manager 

PREPARED BY: Linda VanBuskirk, Assistant to the General Manager

DATE: June 13, 2018

SUBJECT: Call for Nominations for an Independent Special District Committee Member and Alternate to the Countywide Redevelopment Oversight Board

RECOMMENDATION: That the Board of Directors consider whether to nominate, by resolution, a fellow LARPD Director or the General Manager, for election to the Alameda LAFCo Independent Special District Election 2018 for Representatives to its Countywide Redevelopment Oversight Board.

BACKGROUND: Alameda LAFCo has an opening on its Independent Special District Committee Countywide Redevelopment Oversight Board. The attached memorandum from LAFCo calls for nominations and describes the responsibilities of serving on the Oversight Board, as well as the nomination procedures.

The terms of the special district member and alternate appointed to the Oversight Board shall commence July 11, 2018. There is no specified expiration of the term; however, appointees serve at the pleasure of the Independent Special District Selection Committee (ISDSC).

The deadline for receiving nominations is Friday, July 6. Staff will send the nomination form and supporting documentation if the Board nominates a candidate.

Attachment: Alameda LAFCo Call for Nominations Memo dated June 4, 2018 with Attachments 1-5

Members

Ayn Wleskamp, Chair
Special District Member

Nate Miley
County Member

John Marchand
City Member

Sblend Sblendorio
Public Member

Ralph Johnson
Special District Member

Scott Haggerty, Vice Chair
County Member

Jerry Thorne
City Member

Alternates

Georgian Vonheeder-Leopold
Special District Member

Richard Valle
County Member

David Haubert
City Member

Tom Pico
Public Member

Executive Officer

Rachel Jones

June 4, 2018

**CALL FOR NOMINATIONS FOR A
SPECIAL DISTRICT MEMBER AND ALTERNATE TO THE
COUNTYWIDE REDEVELOPMENT OVERSIGHT BOARD**

To: Independent Special District Selection Committee (Presiding Officers of Independent Special Districts of Alameda County)

As you were recently notified (Attachment 1), we are commencing the selection process for a special district member and alternate to the Countywide Redevelopment Oversight Board.

Alameda LAFCo is calling a meeting of the Alameda County Independent Special District Selection Committee (ISDSC) for **Wednesday, July 11, 2018 at 9:30 am at the Sorensdale Community Center, 275 Goodwin Street, Hayward, CA 94544** immediately following the Alameda County Chapter of the California Special Districts Association meeting.

Candidate nominations are due by Friday, July 6, 2018.

The nominations and election of representatives to the countywide redevelopment oversight board will be conducted in accordance with the same rules for nomination and election of special district representatives on the LAFCo Commission. Shortly you will be sent proposed amendments to the Selection Committee rules making technical changes to incorporate this new election into the existing process as well as the eligibility requirements from the Health & Safety Code. The Committee will vote on these proposed amendments to the rules at the July 11th meeting prior to the election.

Eligibility Requirements

For this election, as noted in our previous memo, although all members of the ISDSC are eligible to vote on the appointment, **nominees** to the Oversight Board must be members of the legislative bodies of **independent special districts eligible to receive property tax distributions pursuant to Health and Safety Code 34188**. In Alameda County, those Independent Special Districts eligible to have one of their board members be nominated are:

- Bay Area Air Quality Management*
- Mosquito Abatement
- AC Transit*

- BART*
- Hayward Area Recreation and Park District
- Livermore Area Recreation and Park District
- East Bay Regional Park District
- Alameda County Water District
- East Bay Municipal Utility District
- Castro Valley Sanitary District
- Alameda County Resource Conservation District

* Eligible to serve but not eligible to nominate or vote, since district is not a member of the Independent Special District Selection Committee. Nominations for a board member of this district would need to be made by one of the districts that is eligible to nominate.

A nomination and voting delegate form is enclosed for your use (Attachment 2). Pursuant to Government Code §56332 (Attachment 3) and the current ISDSC rules (Attachment 4), a district's Board may appoint one of its members to attend the meeting if the presiding officer is unable to attend. Please note that even if you do not have a nominee, please provide the name of the voting delegate.


Per the ISDSC's rules, any district nominating a candidate must ratify that nomination by Board resolution. Furthermore, upon nomination, the nominating district must provide written notice to all other districts of their candidate selection. No resolution is needed from a district that does not wish to nominate a candidate. Attached is a list of each district's contact information (Attachment 4).

The terms of the special district member and alternate appointed to the oversight board shall commence July 11, 2018. There is no specified expiration of the term; however, appointees serve at the pleasure of the ISDSC.

Please note the following timeline:

Deadline	Action
Friday, July 6, 2018	Nominations due from each district. Please complete and return the attached form to Alameda LAFCo. Please note that pursuant to Government Code §56332, "if only one candidate is nominated for a vacant seat, that candidate shall be deemed selected, with no further proceedings."
Friday, July 6, 2018	Each district submits the name of the presiding officer or designee (must be an elected board member) who will be voting at the July 11 th meeting. Please complete and return the attached form to Alameda LAFCo.
Before Wednesday, July 11, 2018	All nominating agencies must ratify their district's nominee(s) via Board resolution and send a notice of the nomination to the presiding officers of all the other districts (see attached contact information). Please submit a copy of the resolution to Alameda LAFCo.
Wednesday, July 11, 2018 9:30 am	Election held at the Independent Special Districts Selection Committee meeting at Hayward Area Recreation & Park District's Sorensdale Community Center, 274 Goodwin Street, Hayward, CA 94544.

Meanwhile, if you have any questions or concerns, please do not hesitate to contact me at (510) 272-3894 or rachel.jones@acgov.org.

Sincerely,

Rachel Jones
Executive Officer

Attachments:

1. May 23, 2018 Memo
2. Nomination and Voting Delegate Form
3. Government Code Section 56332
4. ISDSC Rules
5. Special District Contact Information

*Alameda***LAFCO**

ALAMEDA LOCAL AGENCY FORMATION COMMISSION
 1221 OAK STREET, SUITE 555 * OAKLAND, CA 94612
 (510) 271-5142 FAX (510) 272-3784
 WWW.ACGOV.ORG/LAFCO

Members

Ayn Wieskamp, Chair
 Special District Member

Nate Miley
 County Member

John Marchand
 City Member

Sblend Sblendorio
 Public Member

Ralph Johnson
 Special District Member

Scott Haggerty, Vice Chair
 County Member

Jerry Thorne
 City Member

Alternates

Georgean Vonheeder-Leopold
 Special District Member

Wilma Chan
 County Member

David Haubert
 City Member

Tom Pico
 Public Member

Interim Executive Officer

Joni Pattillo

May 23, 2018

To: General Managers and Presiding Officers of Independent Special Districts in Alameda County

Re: **Upcoming Special District Selection Committee Appointment to Countywide Redevelopment Agency Oversight Board**

I am writing to alert you to upcoming proceedings of the Independent Special District Selection Committee (ISDSC). The ISDSC is comprised of the presiding officers of each of the independent special districts in the County. The ISDSC is responsible for appointing special district members to the Local Agency Formation Commission (LAFCo). Recent legislation has given another responsibility to the ISDSC – the appointment of a special district representative to serve on a consolidated countywide Redevelopment Agency Oversight Board pursuant to Health and Safety Code Section 34179. Current law (Government Code Sec. 56332) requires the Executive Officer of LAFCo to conduct the proceedings of the ISDSC. Within the next few weeks, we will begin the process for appointment to the Countywide Oversight Board.

Background

As part of the statewide dissolution of redevelopment agencies (RDAs), oversight boards were established for each of the redevelopment successor agencies charged with winding down the affairs of the former RDAs. In September 2015, Governor Brown signed SB 107, a bill which required the consolidation of RDA oversight boards. SB 107 mandated the consolidation of these boards by **July 1, 2018**, with a single new countywide board in each county. In Alameda County, the existing 10 oversight boards will be consolidated into one Countywide Oversight Board. The law further directs the ISDSC in each county to appoint special district representatives to the new board. Alternates will also be appointed. The Governor is empowered to fill any position on the Oversight Board for which an appointment has not been made by July 15, 2018. It is critical that the ISDSC make these appointments prior to this date in order to keep the appointments local.

Additional information and background can be found in the attached report titled *Countywide RDA Oversight Board Special District Appointments*, jointly issued by the California Special Districts Association (CSDA) and the California Association of Local Agency Formation Commissions (CALAFCO), dated September 27, 2016. An appendix to that report also includes the relevant statute from the Health and Safety Code (H&SC Section 34179).

What can you do now?

Consider nominees. A call for nominations to the Oversight Board will be issued in the next few weeks. **Please start considering potential nominees.** Although all members of the ISDSC are eligible to vote on the appointment, eligibility for appointment to the Oversight Board is limited to members of the legislative bodies of independent special districts eligible to receive property tax distributions pursuant to Health and Safety Code 34188. A list of those qualifying districts whose board members would be eligible for appointment is attached. The Oversight Board will be reviewing complex governmental financial documents. Although not a statutory requirement, previous experience or skills involving financial matters or prior experience on an existing redevelopment related Oversight Board might be helpful. Also attached is a list of Oversight Board Member Roles and Responsibilities provided by the County Auditor-Controller Agency, which will be staffing the Countywide Oversight Board.

Next Steps

A call for nominations with forms and instructions will be sent out shortly. In addition, I am working closely with Roland Williams, President of the Alameda County Chapter Special Districts Association (ACCSDA) to schedule a date for a meeting of the ISDSC to conduct the election of the member and alternate to the Countywide Oversight Board, preferably immediately after an ACCSDA meeting.

Meanwhile, if you have any questions or concerns, please contact Theresa Rude of my staff at (510) 271-5142 or theresa.rude@acgov.org.

Sincerely,


for Joni Pattillo

Interim Executive Officer

Attachments:

1. List of Eligible District Boards
2. List of Oversight Board Member Roles and Responsibilities
3. Report by CSDA and CALAFCO - *Countywide RDA Oversight Board Special District Appointments*

Alameda County

2017/18 Independent Districts Contributing to Successor Agencies

Eligible to Serve on the Countywide Redevelopment Agency Oversight Board

1. Bay Area Air Quality Management*
2. Mosquito Abatement District
3. AC Transit*
4. BART*
5. Hayward Area Recreation and Park District
6. Livermore Area Recreation and Park District
7. East Bay Regional Park District
8. Alameda County Water District
9. EBMUD
10. Castro Valley Sanitary District
11. Alameda County Resource Conservation District

* Eligible to serve but not eligible to nominate or vote, since district is not a member of the Independent Special District Selection Committee. Nominations for a board member of this district would need to be made by one of the districts that is eligible to nominate.

OVERSIGHT BOARD MEMBER ROLES AND RESPONSIBILITIES:

Items that may require Oversight Board approval include, but are not limited to:

- Annual Recognized Obligation Payments Schedule (ROPS) - approving payments for outstanding obligations.
- Modifications to the Long Range Property Management Plan (LRPMP) - only for properties that remain with the successor agency.
- Bond refunding or refinancing
- Amendments to the annual ROPS
- Property disposition that does not adhere to the LRPMP

As a member of the Countywide Oversight Board:

- Members serve without compensation or reimbursement for expenses.
- Members serve at the pleasure of the entity that appointed such member.
- Is deemed to be a local entity for purposes of the Brown Act, Public Records Act and the Political Reform Act.
- Actions approved shall not be effective for five (5) business days after submission to the California Department of Finance (DOF) unless DOF requests a review of the action.
- Have a fiduciary responsibility to holders of enforceable obligations and the taxing entities that benefit from distributions of property tax and other related revenues.



**California Special
Districts Association**
Districts Stronger Together



Attachment 3

COUNTYWIDE RDA OVERSIGHT BOARD SPECIAL DISTRICT APPOINTMENTS

CALIFORNIA SPECIAL DISTRICTS ASSOCIATION
CALIFORNIA ASSOCIATION OF LOCAL AGENCY FORMATION COMMISSIONS
Last Updated: September 27, 2016



**California Special
Districts Association**
Districts Stronger Together



DISCLAIMER:

This publication is provided for general information only and is not offered or intended as legal advice. Readers should seek the advice of an attorney when confronted with legal issues and attorneys should perform an independent evaluation of the issues raised in these materials.

COPYRIGHT:

Copyright © 2016 by the California Special Districts Association (CSDA), Sacramento, California
All rights reserved. This publication, or parts thereof, may not be reproduced in any form without CSDA's permission.

ACKNOWLEDGEMENTS:

In preparing this paper, CSDA and CALAFCO greatly benefited from individuals who were generous with their time and insightful with their views. Members of our working group held background experience as special district general managers and directors of finance, local agency formation commission executive officers, RDA oversight board representatives, and attorneys.

CSDA and CALAFCO extend sincere appreciation to the individuals on our joint working group, who significantly contributed to the development of this guide. The contributions of the following people were invaluable:

Gary Bell
Attorney at Law
Colantuono, Highsmith & Whatley, PC

José C. Henríquez,
Executive Officer
El Dorado County Local Agency Formation Commission

Shane McAfee
General Manager
Greater Vallejo Recreation and Park District

Keene Simonds
Executive Officer
Marin County Local Agency Formation Commission

Charles Turner
Director of Finance
Eastern Municipal Water District



**California Special
Districts Association**

Districts Stronger Together



On July 1, 2018, more than 400 redevelopment agency (RDA) oversight boards will be consolidated into just one oversight board per county (and five oversight boards in Los Angeles County). When this occurs, each county's Independent Special Districts Selection Committee will be granted the authority to appoint one special district representative to that county's respective oversight board.

If the Independent Special District Selection Committee in a county fails to act by July 15, 2018, the governor will make the appointment on its behalf. Therefore, it is important that the special districts in each affected county, and the Local Agency Formation Commissions (LAFcos) that administer the operations of the Independent Special Districts Selection Committees, take proactive steps to ensure a successful locally-controlled appointment process.

Much is at stake in the decisions that go before oversight boards. In fiscal years 2015-16 and 2016-17 combined, the governor's 2016 May Revise estimated special districts will receive \$316 million in property tax restoration due to the continued wind down of RDAs. Oversight board actions could affect the amount and speed of future property tax restorations to special districts and other local agencies.

Due to the newness and uniqueness of the statute providing for countywide oversight boards, the many cross-references within the statute, and the lack of familiarity most LAFcos and special districts have with the Health and Safety Code in which the statute is included, the authorizing language for special district appointments may be challenging to some local officials.

For these reasons, the California Special Districts Association (CSDA) and California Local Agency Formation Commission (CALAFCO) convened a working group to outline the process for appointing special district representatives to countywide oversight boards, and to provide guidance on potential questions related to that process.

COUNTIES REQUIRING A COUNTYWIDE OVERSIGHT BOARD

The following thirty-seven counties have two or more oversight boards that will be consolidated into one countywide oversight board on July 1, 2018 (except for Los Angeles County, which will be consolidated into five oversight boards):

- | | | |
|--|-------------------|-----------------|
| • Alameda | • Monterey | • Santa Barbara |
| • Butte | • Mendocino | • Santa Clara |
| • Contra Costa | • Merced | • Santa Cruz |
| • Fresno | • Nevada | • Shasta |
| • Humboldt | • Orange | • Solano |
| • Imperial | • Placer | • Sonoma |
| • Kern | • Riverside | • Stanislaus |
| • Kings | • Sacramento | • Sutter |
| • Lake | • San Bernardino | • Tulare |
| • Los Angeles (five
oversight boards) | • San Diego | • Ventura |
| • Madera | • San Joaquin | • Yolo |
| • Marin | • San Luis Obispo | • Yuba |
| | • San Mateo | |

Of the counties noted above, the following eleven counties do not currently have an Independent Special Districts Selection Committee in place. Therefore, the special districts and LAFco in each of these counties will need to form an Independent Special Districts Selection Committee in order to facilitate the appointment of a special district representative to the new countywide RDA oversight board:

- | | | |
|------------|---------------|----------|
| • Fresno | • Merced | • Tulare |
| • Imperial | • San Joaquin | • Yolo |
| • Kings | • Solano | • Yuba |
| • Madera | • Stanislaus | |



SPECIAL DISTRICT REPRESENTATIVE APPOINTMENT PROCESS

The statutory authorization for appointing the special district representative to a countywide oversight board is found in Health and Safety Code 34179, which can be found in the appendix. This publication overviews the application of this authority in conjunction with the relevant code sections cross-referenced to the Cortese-Knox-Hertzberg Act or "LAFCo Law" in the Government Code.

On July 1, 2018, counties with 2 – 39 individual RDA oversight boards will be consolidated into one countywide oversight board. Upon consolidation, the county's Independent Special District Selection Committee is responsible for appointing the special district representative to the new countywide oversight board. The Independent Special District Selection Committee consists of the presiding officer of the legislative body of each independent special district or district-appointed alternate (Government Code Section 56332(a)).

Procedures

The LAFCo Executive Officer/Designee is responsible for calling and giving written notice of meetings of the Independent Special District Selection Committee, at which a representative may be appointed to the countywide RDA oversight board. (Government Code Section 56332(b)).

- A majority of the Independent Special District Selection Committee may determine to conduct the committee's business by mail, including holding all elections by mailed ballot (Government Code Section 56332(e)).

If the independent special district selection committee has determined to conduct the committee's business by mail or if the executive officer/designee determines that a meeting of the special district selection committee, for the purpose of selecting the special district members or filling vacancies, is not feasible, the executive officer/designee shall conduct the business of the committee by mail. Elections by mail shall be conducted as follows (Government Code Section 56332(f)):

- 1) The executive officer/designee shall prepare and deliver a call for nominations to each eligible district. The presiding officer, or his or her alternate as designated by the governing body, may respond in writing by the date specified in the call for nominations, which date shall be at least 30 days from the date on which the executive officer mailed the call for nominations to the eligible district.
- 2) At the end of the nominating period, if only one candidate is nominated for a vacant seat, that candidate shall be deemed appointed. If two or more candidates are nominated, the executive officer/designee shall prepare and deliver one ballot and voting instructions to each eligible district. The ballot shall include the names of all nominees and the office for which each was nominated. Each presiding officer, or his or her alternate as designated by the governing body, shall return the ballot to the executive officer/designee by the date specified in the voting instructions, which date shall be at least 30 days from the date on which the executive officer/designee mailed the ballot to the eligible district.
- 3) The call for nominations, ballot, and voting instructions shall be delivered by certified mail to each eligible district. As an alternative to the delivery by certified mail, the executive officer/designee, with prior concurrence of the presiding officer or his or her alternate as designated by the governing body, may transmit materials by electronic mail.
- 4) If the executive officer/designee has transmitted the call for nominations or ballot by electronic mail, the presiding officer, or his or her alternate as designated by the governing body, may respond to the executive officer/designee by electronic mail.



- 5) Each returned nomination and ballot shall be signed by the presiding officer or his or her alternate as designated by the governing body of the eligible district.
- 6) For an election to be valid, at least a quorum of the special districts must submit valid ballots. The candidate receiving the most votes shall be elected, unless another procedure has been adopted by the selection committee. Any nomination and ballot received by the executive officer/designee after the date specified is invalid, provided, however, that if a quorum of ballots is not received by that date, the executive officer/designee shall extend the date to submit ballots by 60 days and notify all districts of the extension. The executive officer/designee shall announce the results of the election within seven days of the date specified.
 - o A quorum is the majority of members representing eligible districts (Government Code Section 56332(a))
- 7) All election materials shall be retained by the executive officer/designee for a period of at least six months after the announcement of the election results

Eligibility Requirements

Members appointed by the independent special district selection committee shall be elected or appointed members of the legislative body of an independent special district residing within the county but shall not be members of the legislative body of a city or county (Government Code Section 56332(c)).

- Special district appointees to current individual oversight boards (pre consolidation into countywide oversight boards) are not restricted to members of the legislative body of the district.

There is no clear indication that the members appointed by the selection committee must be located in a former RDA. However, it could be implied by Health and Safety Code Section 34179(j)(3).

- Current individual oversight boards (prior to consolidation into countywide oversight boards) limit eligibility to special districts that have territory in the territorial jurisdiction of the former RDA and are eligible to receive property tax residual from the RPTTF: "One member appointed by the largest special district, by property tax share, with territory in the territorial jurisdiction of the former redevelopment agency, which is of the type of special district that is eligible to receive property tax revenues pursuant to Section 34188" (Health and Safety Code Section 34179(a)(3)(A)).

Based on Health and Safety Code Section 34179(j)(3), the committee should appoint a representative from a special district that receives property tax residual from the Redevelopment Property Tax Trust Fund (RPTTF).

- Health and Safety Code Section 34179(j)(3) reads in full: "One member may be appointed by the independent special district selection committee established pursuant to Section 56332 of the Government Code, for the types of special districts that are eligible to receive property tax revenues pursuant to Section 34188."

Deadlines and Vacancies

If no one is appointed by July 15, 2018, the governor may appoint an individual on behalf of the Independent Special District Selection Committee. The governor may also appoint individuals for any member position that remains vacant for more than 60 days (Health and Safety Code Section 34179(k)).



Notification Requirements

Health and Safety Code Section 34179(j) does not include notification requirements of the selected special district appointee. However, the current individual oversight boards (prior to consolidation into countywide oversight boards) were required to elect one of their members as the chairperson and report the name of the chairperson and other members to the Department of Finance (Health and Safety Code Section 34179(a)). Additionally, the LAFCo Executive Officer/Designee must announce the results of an Independent Special District Selection Committee election within seven days (Government Code Section 56332(f)(6)).

Counties with Only One Individual Oversight Board

In each county where only one individual RDA oversight board exists, as of July 1, 2018, there will be no consolidation into a countywide oversight board and no change to the composition of the existing oversight board (Health and Safety Code Section 34179(l)).

Counties with 40 or More Individual Oversight Boards

In each county where 40 or more individual oversight boards exist (Los Angeles County), as of July 1, 2018, there will be a consolidation into five oversight boards. The special district membership of each oversight board shall be selected as outlined in Health and Safety Code Section 34179(j)(3) via the Independent Special District Selection Committee process (Health and Safety Code Section 34179(q)(1)).

The consolidated oversight boards in this county shall be numbered one through five, and their respective jurisdictions shall encompass the territory located within the respective borders of the first through fifth county board of supervisors districts, as those borders existed on July 1, 2018. Each oversight board shall have jurisdiction over each successor agency located within its borders (Health and Safety Code Section 34179(q)(2)).

- If a successor agency has territory located within more than one county board of supervisors' district, the county board of supervisors shall, no later than July 15, 2018, determine which oversight board shall have jurisdiction over that successor agency. The county board of supervisors or their designee shall report this information to the successor agency and the department by the aforementioned date (Health and Safety Code Section 34179(q)(3)).

Health and Safety Code Section 34179(q) does not specify if the city and special district appointees must be from an agency located in the respective supervisorial seat.

POTENTIAL QUESTIONS

What if my county does not currently have an Independent Special District Selection Committee?

In the case where more than one successor agency exists within the county, an Independent Special District Selection Committee shall be created pursuant to Government Code Section 56332. Each independent special district shall appoint a member representative to the committee and notify the LAFCo of the appointed member. The LAFCo shall then call and conduct a meeting of the committee, pursuant to Section 56332, for purposes of appointing a representative to the countywide RDA oversight board.



Does the Independent Special District Selection Committee also select an alternate, as it does with LAFCo commissioners? How should a vacancy be addressed?

The strictest interpretation of the statute only authorizes the appointment of one person, but a reasonable argument can be made for the appointment of an alternate. The Legislature expressly incorporated Government Code Section 56332 without elaboration, and that section allows for alternates.

Health and Safety Code Section 34179 does not mention alternates for the countywide oversight boards, but does allow each appointing authority to appoint an alternate for the current individual oversight boards (prior to the consolidation into a countywide oversight board) (Health and Safety Code Section 34179(a)(11)). The selection process outlined in Government Code Section 56332(c) includes the selection of an alternate for the commission.

To resolve any ambiguity, the Independent Special District Selection Committee may choose to adopt local policies, pursuant to its authority in Government Code section 56332, expressly authorizing the appointment of an alternate.

If the LAFCo Executive Officer/Designee anticipates a vacancy will occur – or if an actual vacancy occurs – an election may be held for a representative to the countywide oversight board (Government Code section 56332(b)).

What is the term of an appointment to the countywide RDA oversight board?

Nothing in Health and Safety Code Section 34179 describes terms for members of the oversight board. Rather, Section 34179(g) provides that "Each member of an oversight board shall serve at the pleasure of the entity that appointed such member."

Can an appointee be replaced mid-term?

Yes; nothing in Health and Safety Code Section 34179 describes terms for members of the oversight board. Rather, Section 34179(g) provides that "Each member of an oversight board shall serve at the pleasure of the entity that appointed such member."

Can the Independent Special District Selection Committee replace a special district representative appointed by the governor due to a vacancy?

While not clearly outlined within the relevant statutes, the intent of having locally appointed representatives on the oversight board is undermined if the law is interpreted such that seats could become, essentially, permanent representatives of the governor.

That being said, Independent Special District Selection Committees are strongly encouraged to appoint a representative no later than July 15, 2018, and within 60 days of any vacancy thereafter, in order to avoid this potential question.

What should a LAFCo do where the law is not explicit as to the process for appointments to the countywide RDA oversight board?

LAFCOs should adopt local commission policies. Government Code Section 56300 allows LAFCOs to adopt local policies either to clarify requirements or specify how a LAFCo will implement State law taking into account the local conditions. Case law has also indicated that these policies are allowed so long as they are not in conflict with State law.



**California Special
Districts Association**
Districts Stronger Together



For example, Government Code 56325(d) indicates that, notwithstanding any other provision of the Cortese-Knox-Hertzberg Act, each LAFCo can appoint one member and one alternate member who represents the public at large. The same section goes on to specify that the appointment of the public and alternate members must be subject to an affirmative vote of at least one of the members from the other appointed authorities; and it also specifies the noticing requirements to announce the vacancy in this position. Section 56325(d) does not contain any direction for the process of appointing public members, nor does it have an indication of the vetting process for candidates eligible to be appointed to this position. With this unclear in the law, some LAFCOs have adopted policies to clarify and indicate the basic appointment process.

LAFCOs may establish local policies for appointing special district representatives to the countywide RDA oversight board, so long as they are not in conflict with State law.

DEFINITIONS

Taxing entities

Cities, counties, a city and county, special districts, and school entities, as defined in subdivision (f) of Section 95 of the Revenue and Taxation Code, that receive passthrough payments and distributions of property taxes pursuant to the provisions of this part (Health and Safety Code Section 34171(k)).

Executive officer

The executive officer or designee as authorized by the Local Agency Formation Commission (Government Code Section 56332(g)).



APPENDIX

HEALTH AND SAFETY CODE

DIVISION 24. COMMUNITY DEVELOPMENT AND HOUSING [33000 - 37964] (*Heading of Division 24 amended by Stats. 1975, Ch. 1137.*)

PART 1.85. DISSOLUTION OF REDEVELOPMENT AGENCIES AND DESIGNATION OF SUCCESSOR AGENCIES [34170 - 34191.6] (*Part 1.85 added by Stats. 2011, 1st Ex. Sess., Ch. 5, Sec. 7.*)

CHAPTER 4. Oversight Boards [34179 - 34181] (*Chapter 4 added by Stats. 2011, 1st Ex. Sess., Ch. 5, Sec. 7.*)

34179. (a) Each successor agency shall have an oversight board composed of seven members. The members shall elect one of their members as the chairperson and shall report the name of the chairperson and other members to the Department of Finance on or before May 1, 2012. Members shall be selected as follows:

- (1) One member appointed by the county board of supervisors.
- (2) One member appointed by the mayor for the city that formed the redevelopment agency.
- (3) (A) One member appointed by the largest special district, by property tax share, with territory in the territorial jurisdiction of the former redevelopment agency, which is of the type of special district that is eligible to receive property tax revenues pursuant to Section 34188.
(B) On or after the effective date of this subparagraph, the county auditor-controller may determine which is the largest special district for purposes of this section.
- (4) One member appointed by the county superintendent of education to represent schools if the superintendent is elected. If the county superintendent of education is appointed, then the appointment made pursuant to this paragraph shall be made by the county board of education.
- (5) One member appointed by the Chancellor of the California Community Colleges to represent community college districts in the county.
- (6) One member of the public appointed by the county board of supervisors.
- (7) One member representing the employees of the former redevelopment agency appointed by the mayor or chair of the board of supervisors, as the case may be, from the recognized employee organization representing the largest number of former redevelopment agency employees employed by the successor agency at that time. In the case where city or county employees performed administrative duties of the former redevelopment agency, the appointment shall be made from the recognized employee organization representing those employees. If a recognized employee organization does not exist for either the employees of the former redevelopment agency or the city or county employees performing administrative duties of the former redevelopment agency, the appointment shall be made from among the employees of the successor agency. In voting to approve a contract as an enforceable obligation, a member appointed pursuant to this paragraph shall not be deemed to be interested in the contract by virtue of being an employee of the successor agency or community for purposes of Section 1090 of the Government Code.
- (8) If the county or a joint powers agency formed the redevelopment agency, then the largest city by acreage in the territorial jurisdiction of the former redevelopment agency may select one member. If there are no cities with territory in a project area of the redevelopment agency, the county superintendent of education may appoint an additional member to represent the public.
- (9) If there are no special districts of the type that are eligible to receive property tax pursuant to Section 34188, within the territorial jurisdiction of the former redevelopment agency, then the county may appoint one member to represent the public.



(10) If a redevelopment agency was formed by an entity that is both a charter city and a county, the oversight board shall be composed of seven members selected as follows: three members appointed by the mayor of the city, if that appointment is subject to confirmation by the county board of supervisors, one member appointed by the largest special district, by property tax share, with territory in the territorial jurisdiction of the former redevelopment agency, which is the type of special district that is eligible to receive property tax revenues pursuant to Section 34188, one member appointed by the county superintendent of education to represent schools, one member appointed by the Chancellor of the California Community Colleges to represent community college districts, and one member representing employees of the former redevelopment agency appointed by the mayor of the city if that appointment is subject to confirmation by the county board of supervisors, to represent the largest number of former redevelopment agency employees employed by the successor agency at that time.

(11) Each appointing authority identified in this subdivision may, but is not required to, appoint alternate representatives to serve on the oversight board as may be necessary to attend any meeting of the oversight board in the event that the appointing authority's primary representative is unable to attend any meeting for any reason. If an alternate representative attends any meeting in place of the primary representative, the alternate representative shall have the same participatory and voting rights as all other attending members of the oversight board.

(b) The governor may appoint individuals to fill any oversight board member position described in subdivision (a) that has not been filled by May 15, 2012, or any member position that remains vacant for more than 60 days.

(c) The oversight board may direct the staff of the successor agency to perform work in furtherance of the oversight board's and the successor agency's duties and responsibilities under this part. The successor agency shall pay for all of the costs of meetings of the oversight board and may include such costs in its administrative budget. Oversight board members shall serve without compensation or reimbursement for expenses.

(d) Oversight board members are protected by the immunities applicable to public entities and public employees governed by Part 1 (commencing with Section 810) and Part 2 (commencing with Section 814) of Division 3.6 of Title 1 of the Government Code.

(e) A majority of the total membership of the oversight board shall constitute a quorum for the transaction of business. A majority vote of the total membership of the oversight board is required for the oversight board to take action. The oversight board shall be deemed to be a local entity for purposes of the Ralph M. Brown Act, the California Public Records Act, and the Political Reform Act of 1974. All actions taken by the oversight board shall be adopted by resolution.

(f) All notices required by law for proposed oversight board actions shall also be posted on the successor agency's Internet Web site or the oversight board's Internet Web site.

(g) Each member of an oversight board shall serve at the pleasure of the entity that appointed such member.

(h) (1) The department may review an oversight board action taken pursuant to this part. Written notice and information about all actions taken by an oversight board shall be provided to the department as an approved resolution by electronic means and in a manner of the department's choosing. Without abrogating the department's authority to review all matters related to the Recognized Obligation Payment Schedule pursuant to Section 34177, oversight boards are not required to submit the following oversight board actions for department approval:

(A) Meeting minutes and agendas.

(B) Administrative budgets.

(C) Changes in oversight board members, or the selection of an oversight board chair or vice chair.

(D) Transfers of governmental property pursuant to an approved long-range property management plan.



(E) Transfers of property to be retained by the sponsoring entity for future development pursuant to an approved long-range property management plan.

(2) An oversight board action submitted in a manner specified by the department shall become effective five business days after submission, unless the department requests a review of the action. Each oversight board shall designate an official to whom the department may make those requests and who shall provide the department with the telephone number and e-mail contact information for the purpose of communicating with the department pursuant to this subdivision. Except as otherwise provided in this part, in the event that the department requests a review of a given oversight board action, it shall have 40 days from the date of its request to approve the oversight board action or return it to the oversight board for reconsideration and the oversight board action shall not be effective until approved by the department. In the event that the department returns the oversight board action to the oversight board for reconsideration, the oversight board shall resubmit the modified action for department approval and the modified oversight board action shall not become effective until approved by the department. If the department reviews a Recognized Obligation Payment Schedule, the department may eliminate or modify any item on that schedule prior to its approval. The county auditor-controller shall reflect the actions of the department in determining the amount of property tax revenues to allocate to the successor agency. The department shall provide notice to the successor agency and the county auditor-controller as to the reasons for its actions. To the extent that an oversight board continues to dispute a determination with the department, one or more future Recognized Obligation Payment Schedules may reflect any resolution of that dispute. The department may also agree to an amendment to a Recognized Obligation Payment Schedule to reflect a resolution of a disputed item; however, this shall not affect a past allocation of property tax or create a liability for any affected taxing entity.

(i) Oversight boards shall have fiduciary responsibilities to holders of enforceable obligations and the taxing entities that benefit from distributions of property tax and other revenues pursuant to Section 34188. Further, the provisions of Division 4 (commencing with Section 1000) of the Government Code shall apply to oversight boards. Notwithstanding Section 1099 of the Government Code, or any other law, any individual may simultaneously be appointed to up to five oversight boards and may hold an office in a city, county, city and county, special district, school district, or community college district.

(j) Except as specified in subdivision (q), commencing on and after July 1, 2018, in each county where more than one oversight board was created by operation of the act adding this part, there shall be only one oversight board, which shall be staffed by the county auditor-controller, by another county entity selected by the county auditor-controller, or by a city within the county that the county auditor-controller may select after consulting with the department. Pursuant to Section 34183, the county auditor-controller may recover directly from the Redevelopment Property Tax Trust Fund, and distribute to the appropriate city or county entity, reimbursement for all costs incurred by it or by the city or county pursuant to this subdivision, which shall include any associated startup costs. However, if only one successor agency exists within the county, the county auditor-controller may designate the successor agency to staff the oversight board. The oversight board is appointed as follows:

(1) One member may be appointed by the county board of supervisors.

(2) One member may be appointed by the city selection committee established pursuant to Section 50270 of the Government Code. In a city and county, the mayor may appoint one member.

(3) One member may be appointed by the independent special district selection committee established pursuant to Section 56332 of the Government Code, for the types of special districts that are eligible to receive property tax revenues pursuant to Section 34188.

(4) One member may be appointed by the county superintendent of education to represent schools if the superintendent is elected. If the county superintendent of education is appointed, then the appointment made pursuant to this paragraph shall be made by the county board of education.

(5) One member may be appointed by the Chancellor of the California Community Colleges to represent community college districts in the county.

(6) One member of the public may be appointed by the county board of supervisors.



(7) One member may be appointed by the recognized employee organization representing the largest number of successor agency employees in the county.

(k) The governor may appoint individuals to fill any oversight board member position described in subdivision (j) that has not been filled by July 15, 2018, or any member position that remains vacant for more than 60 days.

(l) Commencing on and after July 1, 2018, in each county where only one oversight board was created by operation of the act adding this part, then there will be no change to the composition of that oversight board as a result of the operation of subdivision (j).

(m) Any oversight board for a given successor agency, with the exception of countywide oversight boards, shall cease to exist when the successor agency has been formally dissolved pursuant to Section 34187. A county oversight board shall cease to exist when all successor agencies subject to its oversight have been formally dissolved pursuant to Section 34187.

(n) An oversight board may direct a successor agency to provide additional legal or financial advice than what was given by agency staff.

(o) An oversight board is authorized to contract with the county or other public or private agencies for administrative support.

(p) On matters within the purview of the oversight board, decisions made by the oversight board supersede those made by the successor agency or the staff of the successor agency.

(q) (1) Commencing on and after July 1, 2018, in each county where more than 40 oversight boards were created by operation of the act adding this part, there shall be five oversight boards, which shall each be staffed in the same manner as specified in subdivision (j). The membership of each oversight board shall be as specified in paragraphs (1) through (7), inclusive, of subdivision (j).

(2) The oversight boards shall be numbered one through five, and their respective jurisdictions shall encompass the territory located within the respective borders of the first through fifth county board of supervisors districts, as those borders existed on July 1, 2018. Except as specified in paragraph (3), each oversight board shall have jurisdiction over each successor agency located within its borders.

(3) If a successor agency has territory located within more than one county board of supervisors' district, the county board of supervisors shall, no later than July 15, 2018, determine which oversight board shall have jurisdiction over that successor agency. The county board of supervisors or their designee shall report this information to the successor agency and the department by the aforementioned date.

(4) The successor agency to the former redevelopment agency created by a county where more than 40 oversight boards were created by operation of the act adding this part, shall be under the jurisdiction of the oversight board with the fewest successor agencies under its jurisdiction.

(Amended by Stats. 2015, Ch. 325, Sec. 11. Effective September 22, 2015.)

Alameda LAFCo
Independent Special District Election 2018 for Representatives
to Countywide Redevelopment Oversight Board

Please complete the following information and
return by **Friday, July 6, 2018 to:**

Rachel Jones, Executive Officer
Alameda LAFCo, 1221 Oak Street, #555, Oakland, CA 94612
Telephone: (510) 271-5142 * Fax: (510) 272-3784
Email: rachel.jones@acgov.org

Name of presiding officer or designee who will attend and vote at the July 11, 2018 ISDSC election meeting at 9:30 am at the Sorensdale Community Center, 275 Goodwin Street, Hayward, CA 94544.

NAME: _____

DISTRICT: _____

NOMINATING DISTRICTS ONLY

You may nominate a maximum of one Board member for the Countywide Oversight Board regular member and one for the alternate member. The nominations must be ratified by a Board resolution prior to July 11, 2018.*

Candidate Name – **Regular Member:**

District: _____

Candidate Name – **Alternate Member:**

District: _____

**** If your district is nominating a candidate, you must notify all 14 other independent district presiding officers by mail, fax or e-mail (see enclosed list of contact information).***



State of California

GOVERNMENT CODE

Section 56332

56332. (a) The independent special district selection committee shall consist of the presiding officer of the legislative body of each independent special district. However, if the presiding officer of an independent special district is unable to participate in a meeting or election of the independent special district selection committee, the legislative body of the district may appoint one of its members as an alternate to participate in the selection committee in the presiding officer's place. Those districts shall include districts located wholly within the county and those containing territory within the county representing 50 percent or more of the assessed value of taxable property of the district, as shown on the last equalized county assessment roll. Each member of the committee shall be entitled to one vote for each independent special district of which he or she is the presiding officer or his or her alternate as designated by the governing body. Members representing a majority of the eligible districts shall constitute a quorum.

(b) The executive officer shall call and give written notice of all meetings of the members of the selection committee. A meeting shall be called and held under one of the following circumstances:

(1) Whenever the executive officer anticipates that a vacancy will occur within the next 90 days among the members or alternate member representing independent special districts on the commission.

(2) Whenever a vacancy exists among the members or alternate member representing independent special districts upon the commission.

(3) Upon receipt of a written request by one or more members of the selection committee representing districts having 10 percent or more of the assessed value of taxable property within the county, as shown on the last equalized county assessment roll.

(c) The selection committee shall appoint two regular members and one alternate member to the commission. The members so appointed shall be elected or appointed members of the legislative body of an independent special district residing within the county but shall not be members of the legislative body of a city or county. If one of the regular district members is absent from a commission meeting or disqualifies himself or herself from participating in a meeting, the alternate district member may serve and vote in place of the regular district member for that meeting. Service on the commission by a regular district member shall not disqualify, or be cause for disqualification of, the member from acting on proposals affecting the special district on whose legislative body the member serves. The special district selection committee may, at the time it appoints a member or alternate, provide that the member or alternate

is disqualified from voting on proposals affecting the district on whose legislative body the member serves.

(d) If the office of a regular district member becomes vacant, the alternate member may serve and vote in place of the former regular district member until the appointment and qualification of a regular district member to fill the vacancy.

(e) A majority of the independent special district selection committee may determine to conduct the committee's business by mail, including holding all elections by mailed ballot, pursuant to subdivision (f).

(f) If the independent special district selection committee has determined to conduct the committee's business by mail or if the executive officer determines that a meeting of the special district selection committee, for the purpose of appointing the special district members or filling vacancies, is not feasible, the executive officer shall conduct the business of the committee by mail. Elections by mail shall be conducted as provided in this subdivision.

(1) The executive officer shall prepare and deliver a call for nominations to each eligible district. The presiding officer, or his or her alternate as designated by the governing body, may respond in writing by the date specified in the call for nominations, which date shall be at least 30 days from the date on which the executive officer mailed the call for nominations to the eligible district.

(2) At the end of the nominating period, if only one candidate is nominated for a vacant seat, that candidate shall be deemed appointed. If two or more candidates are nominated, the executive officer shall prepare and deliver one ballot and voting instructions to each eligible district. The ballot shall include the names of all nominees and the office for which each was nominated. Each presiding officer, or his or her alternate as designated by the governing body, shall return the ballot to the executive officer by the date specified in the voting instructions, which date shall be at least 30 days from the date on which the executive officer mailed the ballot to the eligible district.

(3) The call for nominations, ballot, and voting instructions shall be delivered by certified mail to each eligible district. As an alternative to the delivery by certified mail, the executive officer, with prior concurrence of the presiding officer or his or her alternate as designated by the governing body, may transmit materials by electronic mail.

(4) If the executive officer has transmitted the call for nominations or ballot by electronic mail, the presiding officer, or his or her alternate as designated by the governing body, may respond to the executive officer by electronic mail.

(5) Each returned nomination and ballot shall be signed by the presiding officer or his or her alternate as designated by the governing body of the eligible district.

(6) For an election to be valid, at least a quorum of the special districts must submit valid ballots. The candidate receiving the most votes shall be elected, unless another procedure has been adopted by the selection committee. Any nomination and ballot received by the executive officer after the date specified is invalid, provided, however, that if a quorum of ballots is not received by that date, the executive officer shall extend the date to submit ballots by 60 days and notify all districts of the extension.

The executive officer shall announce the results of the election within seven days of the date specified.

(7) All election materials shall be retained by the executive officer for a period of at least six months after the announcement of the election results.

(g) For purposes of this section, "executive officer" means the executive officer or designee as authorized by the commission.

(Amended by Stats. 2015, Ch. 114, Sec. 8. (AB 1532) Effective January 1, 2016.)

RULES
FOR THE LAFCO
INDEPENDENT SPECIAL DISTRICT SELECTION COMMITTEE

Adopted April 13, 1994

By: Alameda County Chapter, California Special Districts Association

SECTION I PURPOSE

The purpose of the Independent Special District Selection Committee (ISDSC) shall be to appoint the regular and alternate special district members to the Alameda County Local Agency Formation Commission (LAFCo) whenever a vacancy exists among members representing independent special districts (Government Code Section 56332).

SECTION II MEMBERSHIP

The ISDSC shall be composed of the presiding officer of the legislative body of each independent special district either located wholly within Alameda County or containing territory within Alameda County that represents 50% or more of the assessed value of taxable property of the district. The district may appoint one of its members as an alternate ISDSC member in the event the presiding officer is unavailable (Government Code Section 56332).

SECTION III MEETINGS

The LAFCo Executive Officer shall give written notice to the presiding officer of each eligible independent special district that a meeting of the ISDSC will be held on a specified date and at a specified time and place pursuant to:

- A. A vacancy existing among the members or alternate member representing independent special districts upon the Commission; or
- B. Receipt of a written request by one or more members of the ISDSC representing districts having 10% or more of the assessed value of taxable property within Alameda County (Government Code Section 56332).

All meetings of the ISDSC shall be open meetings and comply with all applicable provisions of the Ralph M. Brown Act.

SECTION IV QUORUM

Each presiding officer or alternate member attending the meeting shall be required to register their attendance. Members representing a majority of the eligible districts shall constitute a quorum for the conduct of the ISDSC business. No meeting shall be convened by the LAFCo Executive Office prior to establishing a quorum.

SECTION V VOTING

Each member of the ISDSC shall be entitled to one vote for each independent special district of which he or she is the presiding officer (Government Code Section 56332).

SECTION VI ELIGIBILITY

To be eligible for nomination and selection to the Alameda County Local Agency Formation Commission, an individual:

- A. Must be an elected or appointed independent special district officer within Alameda County (Government Code Section 563323);
- B. Must be a resident of Alameda County (Government Code Section 563323);
- C. Must not be a member of the legislative body of a city or county (Government Code Section 563323);
- D. Must act in such a manner so as to represent the diverse interests of all agencies, not his or her individual district; and
- E. Must be willing to make a time commitment to fulfilling his or her county-wide role representing all special districts.

An elected or appointed independent special district board member who is an employee of the State of California, a county, a city, or a special district is eligible for nomination and selection to the Commission as a special district representative (Government Code Section 563323).

SECTION VII SEATING DESIGNATION

The seating of special district representatives on the Alameda County Local Agency Formation Commission shall be in accordance with the following designations:

- 1. One regular seat shall be designated as an "Enterprise District" seat;
- 2. One regular seat shall be designated as a "Non-Enterprise District" seat; and
- 3. One alternate seat shall be designated from either an Enterprise or Non-Enterprise district.

An "Enterprise" district is defined as any jurisdiction that derives the majority of its total revenues from user fees and/or service charges.

A "Non-Enterprise" district is defined as any jurisdiction that derives the majority of its total revenues from property taxes.

SECTION VIII NOMINATING PROCESS

Each independent special district shall be entitled to nominate a maximum of one board member from any district.

Each special district board shall determine its own internal process for selecting a name to be placed in nomination and for ensuring said nominee meets the eligibility criteria as set forth in Section VI.

- Districts are required to ratify said nominee by adoption of a board resolution.

Upon selection of a district nominee, the presiding officer of the district shall provide written notification of their nominee to the presiding officers of all other independent special districts.

An eligible district nominee may circulate a statement of his/her qualifications prior to the date of the ISDSC meeting.

SECTION IX BALLOTING PROCESS

At the meeting of the ISDSC, the balloting shall be conducted in accordance with the following:

- A. If vacant, the first balloting shall be for selection of the "Enterprise District" representative. The candidate receiving a simple majority shall be declared the winner. In the event of a tie or no majority winner, a run-off ballot(s) shall be conducted.
- B. If vacant, the second balloting shall be for selection of the "Non-Enterprise District" representative. The candidate receiving a simple majority shall be declared the winner. In the event of a tie or no majority winner, a run-off ballot(s) shall be conducted.
- C. If vacant, the third balloting shall be for selection of the alternate representative. The candidate receiving a simple majority shall be declared the winner. In the event of a tie or no majority winner, a run-off ballot(s) shall be conducted.

When previous balloting has taken place for Enterprise and/or Non-Enterprise vacancies, the ballot for the alternate representative shall also include the names of all non-winning candidates from the other ballots, if the candidate so desires.

Upon completion of the balloting, the ISDSC shall provide written notification to the LAFCo Executive Officer of the name(s) of the Committee's appointment(s) to the Commission.

SECTION X ALTERNATE NOMINATING AND BALLOTING PROCESS

In the event that the LAFCo Executive Officer determines that securing a quorum of ISDSC members for a meeting is not feasible, the LAFCo Executive Officer may conduct business of the ISDSC in writing (Government Code Section 56332).

SECTION XI TERMS OF OFFICE

Regular representatives shall serve staggered four year terms. The alternate representative shall serve a four year term.

If a representative or alternate is unable to complete a full term, and more than one year is remaining in the uncompleted term, a nominating and balloting process shall be conducted in accordance with these bylaws.

The expiration date of the term of office of each member shall be the first Monday in May in the year in which the term of the member expires (Government Code Section 56334).

Any district member may be removed at any time and without cause by a majority vote of the ISDSC, as the appointing body (Government Code Section 56334). Failure to attend three regular Commission meetings in a calendar year may be grounds for possible removal by the ISDSC.

SECTION XII MEMBER DISQUALIFICATION

At the time of appointment of a regular member or alternate, the ISDSC may, by majority vote, provide that the member or alternate is disqualified from voting as a member of the Commission on any proposal affecting the district of which the member is a representative (Government Code Section 56332).



Special District Contact Information

June, 2018


	District	Address	Fax #	E-Mail
1	Alameda County Mosquito Abatement District	23187 Connecticut St. Hayward, CA 94545	510-783-3903	ryan@mosquitoes.org
2	Alameda County Resource Conservation District	3585 Greenville Rd., Ste. 2 Livermore, CA 94550	925-371-0155	katherine.boxer@acrd.org
3	Alameda County Water District	P.O. Box 5110 Fremont, CA 94537	510-770-1793	robert.shaver@acwd.com
4	Castro Valley Sanitary District	21040 Marshall Street Castro Valley, CA 94546	510-537-1312	Roland@cvsan.org
5	City of Alameda Health Care District	2070 Clinton Avenue Alameda, CA 94501	510-814-4381	kthorson@coahcd.org
6	Dublin San Ramon Services District	7051 Dublin Boulevard Dublin, CA 94568	925-829-1180	mcintyre@dsrsd.com
7	East Bay Municipal Utility District	PO Box 24055, MS 804 Oakland, CA 94623	510-287-0188	acoate@ebmud.com
8	East Bay Regional Park District	2950 Peralta Oaks Ct Oakland, CA 94605	510-569-1417	rdoyle@ebparks.org
9	Eden Township Healthcare District	20410 Lake Chabot Rd, Suite 1A Castro Valley, CA 94546	510- 538-2031	mmahoney@ethd.org
10	Fairview Fire Protection District	777 B Street Hayward, CA 94541	510-583-6414	mike.preston@fairviewfiredistrict.org
11	Hayward Area Recreation & Park District	1099 E Street Hayward, CA 94541	510-881-1716	mccp@haywardrec.org
12	Livermore Area Recreation & Park District	4444 East Avenue Livermore, CA 94550	925-447-2754	tbarry@larpd.dst.ca.us
13	Oro Loma Sanitary District	2600 Grant Avenue San Lorenzo, CA 94580	510-276-1528	jwarner@oroloma.org
14	Union Sanitary District	5072 Benson Road Union City, CA 94587	510-477-7501	paul_eldredge@unionsanitary.com
15	Washington Hospital Health Care District	2000 Mowry Avenue Fremont, CA 94538	510-791-0121	angus_cochran@whhs.com

*Districts not listed do not participate in the LAFCo election process.

Livermore Area Recreation and Park District

Staff Report

TO: Chair Faltings and Board of Directors

FROM: Timothy J. Barry, General Manager 

PREPARED BY: Jeffrey Schneider, Administrative Services Manager

DATE: June 13, 2018

SUBJECT: LARPD Contribution to the Alameda County Employees' Retirement Association
401(h) Sub-Account for Retirees' Medical for the 2018-2019 Fiscal Year

RECOMMENDATION: That the Board of Directors approve Resolution No. ____, authorizing the funding of the 401(h) Sub-Account for Retirees' Medical with the Alameda County Employees' Retirement Association (ACERA) in the amount of \$309,600.90 for the 2018-2019 Fiscal Year.

BACKGROUND: Each year, by vote of the Board of Directors, the District funds the 401(h) sub-account in compliance with GASB 45 to provide tax-free health care for LARPD's retirees. In fiscal year 2006-2007, the LARPD Board of Directors authorized the creation of an Internal Revenue Code section 401(h) sub-account, under the ACERA's overall 401(h) account, in order to provide tax-free health care for its retirees. LARPD and ACERA entered into a written agreement regarding the funding of an IRC 401(h) sub-account. The agreement authorized a portion of LARPD's regular retirement contributions to be deposited in an agency 401(h) sub-account. LARPD's Board of Directors passed a resolution authorizing ACERA to create and manage an IRC 401(h) sub-account on the District's behalf. In return, ACERA's Board passed a resolution authorizing the transfer of an equivalent amount from the Supplemental Retiree Benefits Reserve ("SRBR") to LARPD's Advance Reserve Account. The net effect is a no-cost transaction.

The recommended 401(h) contribution is reflected in the District's FY18-19 budget as a component of the budgeted ACERA contribution amounts for each of the District's active ACERA participants.

Attachment:

Letters from ACERA and its actuary (Segal Consulting) setting forth the required contributions for the 401(h) account for Fiscal Year 2018-2019; Schedule showing the summary of the 401(h) contributions by Participating Employer for Fiscal Year 2018-19; and a Draft Resolution.



ALAMEDA COUNTY EMPLOYEES' RETIREMENT ASSOCIATION

475 14th Street, Suite 1000, Oakland, CA 94612 800/838-1932 510/628-3000 fax: 510/268-9574 www.acera.org

May 29, 2018

Tim Barry General Manager
Livermore Area Recreation and Park District
4444 East Avenue
Livermore, CA 94550

Re: Authorization for 2018-2019 IRC § 401(h) Sub-Account

Dear Tim:

In fiscal year 2006-2007, the Livermore Area Recreation and Park District (LARPD) authorized the creation of an Internal Revenue Code (IRC) Section 401(h) sub-account under the Alameda County Employees' Retirement Association's (ACERA) overall 401(h) Account in order to provide non-vested Retiree Health Benefits (RHBs) to eligible retirees on a non-taxable basis. If LARPD intends to continue with this practice in the upcoming fiscal year, it is time to initiate the process to authorize the contributions to LARPD's IRC § 401(h) sub-account.

The 401(h) sub-account is based on the following criteria: (1) the account is funded by the contributions made directly by LARPD to ACERA for the sole purpose of providing RHBs to retirees, (2) LARPD specifies that these contributions are for the sole purpose of providing RHBs to retirees, (3) the contributions are separately accounted for by ACERA, and (4) the contributions are used by ACERA solely for RHBs. In accordance with the County Employees Retirement Law of 1937 (CERL), ACERA holds assets in an account called the Supplemental Retiree Benefit Reserve (SRBR), which may be used only to provide benefits to retirees and their beneficiaries as determined by the Board of Retirement. In accordance with § 31592.4 of the CERL, ACERA may transfer amounts from the SRBR to the Employer Advance Reserve account and treat these transfers as if they were contributions made by LARPD to fund health benefits, as long as LARPD makes equal contributions directly to ACERA's 401(h) Account. LARPD does not have an obligation to pay for health benefits for retirees since they are non-vested. Refer to the 401(h) Agreement signed in October 2007.

Included with this letter are the following documents that will assist you with the authorization process, if so desired.

1. A letter from ACERA's actuary setting forth the required contributions for the 401(h) Account for fiscal year 2018-2019 (Exhibit A).
2. A schedule showing the summary of the 401(h) contributions by Participating Employer for fiscal year 2018-2019 (Exhibit B).
3. A proposed resolution for your governing body to authorize contributions to a 401(h) Account (Exhibit C).

Exhibit A is a letter from ACERA's Actuary, Segal Consulting, which estimates the fiscal year 2018-2019 funding requirements of the 401(h) Account from all employers is \$53,209,000. This estimate includes projected health premium subsidy increases of 3.125% for medical and 4.50% for Medicare Part B, and dental and vision. An additional 10% subsidy is included to provide a margin for unexpected retirements (e.g., if the employer grants Golden Handshake benefits or other increased benefits). Effective July 1, 2011 administrative expenses for health benefits are also included.¹


Exhibit B is the schedule of the 401(h) Contributions Summary by Participating Employer for the Fiscal Year 2018-2019. This schedule shows that LARPD's net 401(h) contribution amount is \$309,600.90. This result was obtained by multiplying the percentage of LARPD retirees eligible for retirement benefits (0.66%) by the total required contribution amount (\$53,209,000) and adjusting it by the estimated balance that is remaining in LARPD's 401(h) sub-account as of June 30, 2018 (\$41,578.50).

Beginning with **pay period 18-14**, LARPD should allocate **\$11,907.73** of your total contribution amount **per pay period** toward your 401(h) contributions if your intent is to provide non-vested tax free health benefits to retirees. There is no net financial impact to LARPD because ACERA contributes an equal amount from the SRBR to the Employer Advance Reserve account.

In order to ensure uniform tax compliance in the resolutions passed by the various Participating Employers, we have enclosed a proposed resolution, which appears as Exhibit C. This resolution authorizes LARPD to contribute **\$309,600.90** to your 401(h) sub-account for fiscal year 2018-2019. ACERA appreciates that LARPD may require additional language in the resolution, but we request that you include the language provided that relates to the authorization and funding of the 401(h) sub-account. If you wish to change the resolution in any way, including adding to it, ACERA must review the changes before they are adopted to ensure that they comply with federal law that governs the 401(h) Account and your sub-account. We believe that this language addresses and ensures compliance with the CERL statutory issues, the agreed upon funding mechanism and IRC § 401(h) tax code requirements. Once the resolution has been passed, please send me a copy for our files.

Authorization to fund LARPD's 401(h) sub-account **must be completed by June 30, 2018**. If this date poses a problem, or if you have any questions about any of the material contained in this packet, please contact ACERA for further clarification.

Sincerely,



Margo Allen
Fiscal Services Officer

MA/srp

¹ This is required to be in compliance with tax qualification requirements per ACERA's Tax Counsel.



100 Montgomery Street Suite 500 San Francisco, CA 94104-4308
T 415.263.8200 www.segalco.com

VIA E-MAIL and USPS

May 2, 2018

Ms. Margo Allen
Fiscal Services Officer
Alameda County Employees' Retirement Association
475 14th Street, Suite 1000
Oakland, CA 94612-1900

Re: 401(h) Contributions for the 2018-2019 Fiscal Year

Dear Margo:

Pursuant to the Association's request, we have estimated the 401(h) contributions for the 2018-2019 fiscal year.

Results and Analysis

In order to provide medical benefit subsidies for the 2018-2019 fiscal year, we project that the Association will require \$53,209,000 in the 401(h) account as of June 30, 2018. Please note that as previously directed by ACERA, in developing the estimated 401(h) contribution amount, we have included the expenses related to the administration of health benefits for retirees.

The 401(h) funding requirement is developed as follows:

1. Total monthly premium subsidy paid by ACERA to all health benefit plan providers during the month of February 2018, projected to June 2018 by the Association (for comparison purposes only). \$3,465,000*
2. Annualized premium subsidy as of February 2018, projected to June 2018 (for comparison purposes only). \$41,580,000*

** Last year, the total monthly premium subsidy paid by ACERA to all health benefit plan providers for February 2017 and projected to June 2017 by the Association was \$3,219,000, or \$38,628,000 annualized.*

- | | | |
|----|--|--------------------------|
| 3. | Best estimate of annualized premium subsidy required for 2018-2019 (based on actual payouts from July 2017 through February 2018 and estimated payouts from March 2018 through June 2018 provided by ACERA). Following the Association's current practice, we have assumed that the Retirement Board will increase the Monthly Medical Allowance at the rate equal to one-half of the medical trend assumption for the non-Medicare and Medicare Advantage plans. We have assumed that the Medicare Part B, dental and vision subsidies will increase at the full rate of the trend assumption for those plans for calendar year 2018 (as assumed in the December 31, 2016 SRBR valuation). The assumed increases in the subsidy calculation are 3.125% for medical ¹ and 4.50% for Medicare Part B, dental and vision plans. | \$47,232,000 |
| 4. | Increase of 10% in Item 3 to provide a margin for unexpected retirements rounded to nearest \$1,000. | \$4,723,000 |
| 5. | Administrative expenses for health benefits, rounded to nearest \$1,000. | \$1,254,000 ² |
| 6. | Sum of Items 3, 4, and 5. | \$53,209,000 |

Important Assumptions Regarding Anticipated Change In Health Premium Subsidy

Except for the projected health premium subsidy increases described above, we have not assumed any other changes in the level of subsidy from 2017-2018 to 2018-2019. Our estimate will have to be revised if the Retirement Board later decides to amend the level of benefits.

401(h) Contributions

The actual required contributions for the 2018-2019 fiscal year should be determined by deducting the balance in the 401(h) account as of June 30, 2018 from the \$53,209,000. We understand that this difference will be contributed to the 401(h) account on a biweekly basis by the employers and the Association will transfer a like amount from the Supplemental Retirees Benefit Reserve to the Employer Advance Reserve.

¹ This is based on 50% of the 6.25% trend assumption for the increase for medical insurance plans from calendar year 2018 to calendar year 2019, as described in our assumptions letter for the December 31, 2016 SRBR valuation dated April 25, 2017.

² As part of the determination of the 401(h) contributions for the 2017-2018 fiscal year, we followed the directions from the Association (as provided in the past) to use the actual 2016 calendar year expense as a proxy for the 2017-2018 fiscal year. We have maintained this procedure and have used the actual 2017 calendar year expense as a proxy for the 2018-2019 fiscal year expense.

As instructed by the Association, we have provided a breakdown of the 401(h) expense by employer in the following table. We understand that the breakdown has been compiled by the Association as of February 2018, based on the number of retirees eligible for retirement benefits.

Employer	Percentage of 401(h) Contributions
Alameda County	82.27%
Housing Authority	0.58%
Medical Center	11.50%
Superior Court	4.89%
Livermore Area Parks District	0.66%
First 5	0.10%
Total	100.00%

Under IRC Section 401(h), medical benefits must be “incidental” to the retirement benefits under a plan. Section 401(h) indicates that medical benefits will be considered “incidental” if the contributions for medical benefits are less than 25% of the total contributions under the plan (excluding unfunded actuarial accrued liability (UAAL) payments). We believe that the transfer from the Supplemental Retirees Benefit Reserve should be treated as an offset to the UAAL contribution requirement (to the extent that the net UAAL payment after the offset is still positive), which means that in a given year the medical contributions can be up to 25% of the total Normal Cost contributions.

In the following table, we demonstrate that the value of the medical benefits is in compliance with the above requirement. Please note that as the Retirement Board has not yet adopted the contribution rates for the December 31, 2017 valuation, we have continued to apply the average employer and employee contribution rates calculated in the last valuation, that is, as of December 31, 2016, to the payroll calculated in that valuation, increased by 3.75% to reflect one year of projected payroll growth.

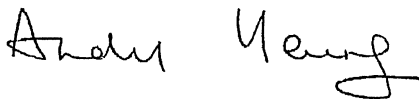
Source of Contributions	Estimated Amount (\$millions)
Employee Normal Cost (based on an aggregate member rate of 8.80% calculated in the December 31, 2016 valuation and an estimated payroll of \$1,041.3 million)	\$91.6
Employer Normal Cost (based on aggregate employer normal cost rate of 9.94% calculated in the December 31, 2016 valuation and an estimated payroll of \$1,041.3 million)	\$103.5
Recommended 401(h) Medical Contributions	\$53.2
Total Normal Cost and Recommended 401(h) Medical Contributions	\$248.3
Ratio of 401(h) Contributions to the Total Normal Cost Contributions and Recommended 401(h) Medical Contributions	21.4% ³

These calculations were prepared under my supervision. Except as noted above, the calculations are based on the December 31, 2016 actuarial valuation results including the membership data and the actuarial assumptions on which that valuation was based.

I am a member of the American Academy of Actuaries and I meet the Qualification Standards of the American Academy of Actuaries to render the actuarial opinion herein.

Please let me know if you have any questions.

Sincerely,



Andy Yeung, ASA, MAAA, FCA, EA
Vice President & Actuary

TJH/bbf

cc: Kathy Foster
Eva Hardy
Stacey R. Perry

³ This ratio was 20.1% as provided in our 401(h) contributions letter for the 2017-2018 fiscal year.

LIVERMORE AREA RECREATION AND PARK DISTRICT
RESOLUTION APPROVING 401(H) ACCOUNT
PURSUANT TO SECTION 31592

WHEREAS, in 1996, the Alameda County Employees' Retirement Association ("ACERA") Board of Retirement informed the Board of Supervisors that by adoption of Resolution No. 96-111, the Board of Retirement had established a health benefits account intended to satisfy the requirements of Internal Revenue Code ("IRC") Section 401(h) and the regulations thereunder ("401(h) Account") in order to provide non-vested, tax-free health benefits to eligible County and Participating Employer retirees (collectively, the "Retirees"); and

WHEREAS, in 1996, this Board of Supervisors adopted Resolution No. R-96-634, which provided that ACERA could offer such non-taxable benefits if the County designated a portion of its contribution to ACERA for a fiscal year as a contribution to the 401(h) Account, and

WHEREAS, under Section 31592.4 and Article 5.5 of the County Employees Retirement Law of 1937 ("CERL"), assets in the Supplemental Retiree Benefit Reserve ("SRBR") at the end of a fiscal year of ACERA may, in the immediately succeeding fiscal year, be transferred to the Employer Advance Reserve account of the Participating Employers, and treated as a contribution to ACERA by the County and as applicable by other Participating Employers to the extent that in the immediately succeeding fiscal year the County and other Participating Employers make contributions to ACERA's 401(h) Account in order to pay for retiree health benefits; and

WHEREAS, Section 31592.4 and Article 5.5 of the CERL thus permit the Participating Employers to contribute to a 401(h) Account and pay for retiree health benefits for a fiscal year without increasing the Livermore Area Recreation and Park District's ("LARPD") total contributions to ACERA for that fiscal year; and

WHEREAS, commencing with the 1996-1997 fiscal year, and for each fiscal year thereafter, the County has directed that a specified portion of its fiscal year contribution to ACERA for that year be contributed to the 401(h) Account; and

WHEREAS, in 2007 LARPD authorized ACERA to establish and manage a 401(h) sub-account on its behalf to provide tax free health benefits for its retirees.

NOW THEREFORE, IT IS RESOLVED AS FOLLOWS:

1. In fiscal year July 1, 2018– June 30, 2019, LARPD shall contribute to ACERA **\$309,600.90** to be used only for the payment of retiree health benefits. This contribution shall be made on the terms and conditions set forth in the Agreement between LARPD and ACERA concerning such contributions, executed on June 20, 2007.
2. This contribution shall be designated, in writing, as being only for LARPD's IRC § 401(h) Account and such designation shall be made at the time of the contribution.

3. Such contribution is contingent on the Board of Retirement immediately transferring, in accordance with Government Code §31592.4, an amount equal to such contribution from ACERA's SRBR account to LARPD's Advance Reserve account. Such amount shall be treated as a contribution for pension and therefore shall be applied to reduce the pension contribution otherwise required by LARPD for the fiscal year beginning July 1, 2018.
4. No party, including any existing or future LARPD employee, retiree, spouse or dependent, shall have any vested rights, contractual rights or other rights in or to any retiree health benefits or payment or subsidy for any such benefits nor shall any such person or ACERA have any such rights to have LARPD contribute towards paying or subsidizing the cost of any retiree health benefits provided by ACERA under the 401(h) Account or otherwise. LARPD may modify or terminate, at any time and without any limitation, its decision to contribute to LARPD's 401(h) Account. This modification or termination may occur even if it may affect any employee first hired prior to the date of such modification, any person who retired prior to such date, and/or any person who became a spouse or dependent of an employee or retiree prior to such date.
5. All contributions by LARPD to its 401(h) sub-account shall be governed by requirements of the IRC and all administrative and other applicable rules established by ACERA governing such sub-account and ACERA's 401(h) Account.


401(h) Contributions needed for County and Special Districts - For the Fiscal Year 2018-2019

<u>Employer</u>	<u>Percentage of 401(h) Contribution</u>	<u>Paid Interval</u>	<u>Actuarial 401(h) Account Balance Required for FY 2018-2019</u>	<u>Est. 401(h) Balance as of 6/30/2018</u>	<u>FY 2018-2019 Required 401(h) Contribution Amount</u>	<u>FY 2018-2019 Per Pay Period 401(h) Payment</u>
Alameda County	82.27%	Bi-Weekly (26 PP)	\$ 43,775,044.30	\$ 6,245,316.41	\$ 37,529,727.89	\$ 1,443,451.07
AHS	11.50%	Bi-Weekly (26 PP)	6,119,035.00	818,472.52	5,300,562.48	\$ 203,867.79
First 5	0.10%	Bi-Weekly (26 PP)	53,209.00	5,295.65	47,913.35	\$ 1,842.82
Housing Authority	0.58%	Bi-Weekly (26 PP)	308,612.20	40,174.29	268,437.91	\$ 10,324.54
Livermore Area Parks District	0.66%	Bi-Weekly (26 PP)	351,179.40	41,578.50	309,600.90	\$ 11,907.73
Superior Court	4.89%	Bi-Weekly (26 PP)	2,601,920.10	346,035.73	2,255,884.37	\$ 86,764.78
<u>Total</u>	<u>100.00%</u>		<u>\$ 53,209,000.00</u>	<u>\$ 7,496,873.10</u>	<u>\$ 45,712,126.90</u>	<u>\$ 1,758,158.73</u>
Per SEGAL letter dated April 25, 2018 required amount			\$	53,209,000.00		

Livermore Area Recreation and Park District

Staff Report

TO: Chair Faltings and Board of Directors

FROM: Timothy J. Barry, General Manager 

PREPARED BY: Jeffrey Schneider, Administrative Services Manager

DATE: June 13, 2018

SUBJECT: Renew Special Tax 97-1 and set the new rate for Fiscal Year 2018-19

RECOMMENDATION: That the Board of Directors approve Resolution No. ____ to renew Special Tax 97-1 and set the Equivalent Dwelling Unit (EDU) rate at \$35.05 for Fiscal Year (FY) 2018-19, a 2%, or \$0.68 increase per EDU over the FY 2017-18 rate of \$34.37.

BACKGROUND: Special Tax 97-1 is the ballot measure approved by the voters of the District in June, 1997, replacing an assessment district that had been in place for three years. The revenue is to be used only for maintenance and operation of park facilities. The original measure allows the District to increase the tax by up to 2% per EDU per year.

The purpose of Special Tax 97-1 is to help recover some of the revenue lost by the District when the State shifted nearly half of the District's property taxes to the Educational Revenue Augmentation Fund (ERAF) in 1992. For fiscal year 2017-18, the County estimates that nearly \$9 Million of LARPD's previous tax base will be shifted to the State of California for ERAF. This represents 49% of the District's projected property tax revenue (including these revenues) for FY17-18. As of June 30, 2018, the cumulative total dollars shifted to ERAF will be approximately \$136 Million, with another \$9 Million estimated to be shifted to ERAF in FY 2018-19.

The Special Tax 97-1 rate for FY 2017-18 of \$34.37 per Equivalent Dwelling Unit (EDU), approved by the Board of Directors on June 14, 2017, will generate tax revenue to the District of approximately \$1.5 Million for FY 2017-18. Note: there are 44,199 EDUs for FY 2017-18, an increase of 696 compared to FY 2016-17.

FISCAL IMPACT: A 2% increase (\$0.68 per EDU) would raise the rate to \$35.05 per EDU for FY 2018-19 and the resulting increase in revenues will amount to \$29,900. The additional revenue from the 2% increase is less than the anticipated cost increases in maintenance and operation of park facilities. There will be additional revenue generated by new EDUs that are added during FY2018-19, but we are unable to confidently estimate this amount, meaning that the FY 2018-19 budget for revenue from 97-1 fees of \$1,524,900 is slightly conservative.

Attachment: 97-1 Resolution

**IN THE BOARD OF DIRECTORS
OF THE
LIVERMORE AREA RECREATION AND PARK DISTRICT**

RESOLUTION NO. _____

**A RESOLUTION RENEWING SPECIAL TAX 97-1 AND SETTING THE EQUIVALENT
DWELLING UNIT RATE FOR FISCAL YEAR 2018-19**

BE IT RESOLVED, that the Board of Directors, as the governing body of the Livermore Area Recreation and Park District, hereby renews Special Tax 97-1 and sets the Equivalent Dwelling Unit Rate at \$35.05 for Fiscal Year 2018-19.

ON MOTION of Director _____, seconded by Director _____, the foregoing resolution was passed and adopted this 13th day of June, 2018, by the following roll call vote:

AYES:

NOES:

ABSTENTIONS:

ABSENT:

Approved this 13th day of June, 2018,

Maryalice Faltings
Chair, Board of Directors


ATTEST:

Timothy J. Barry
General Manager and ex-officio Clerk
to the Board of Directors

Livermore Area Recreation and Park District

Staff Report

TO: Chair Faltings and Board of Directors

FROM: Timothy J. Barry, General Manager 

PREPARED BY: Jeffrey Schneider, Administrative Services Manager

DATE: June 13, 2018

SUBJECT: Salary and Benefit Resolution for Fiscal Year 2018-19

COMMITTEE: Reviewed by the Personnel Commission on May 8, 2018
Reviewed by the Personnel Committee on May 10, 2018
Reviewed by the Finance Committee on May 21, 2018

RECOMMENDATION: That the Board of Directors adopt Resolution No. _____, approving employee salary and benefit levels for the Fiscal Year 2018-19, effective July 1, 2018.

BACKGROUND: The District's draft, preliminary Operating Budget for FY 2018-19 reflects current information concerning property tax and program-driven revenues and unit management plans for services and supplies, staff levels, and spending on high-priority capital equipment. The upcoming fiscal year budget currently allows for the consideration of compensation and benefit initiatives that are above and beyond the adjustments required to accommodate the new minimum wage and for annual step increases for all employees with a positive performance review, which are automatically included in the annual budget. The salary and benefit initiatives listed below include staff's suggestions provided to General Manager Tim Barry during his annual Employee Benefits meetings for full-time and part-time benefited staff, which were held on April 11, 2018.

The Personnel Commission reviewed these initiatives on May 8, 2018, the Personnel Committee reviewed them on May 10, 2018, and the Finance Committee reviewed them on May 21, 2018, and all voted unanimously to approve GM Barry's salary and benefit recommendations for FY 2018-19.

RECOMMENDATION: Having reviewed the input from employees, considered the current funding levels of the FY 2018-19 operating budget, and assessed the District's ability to improve and sustain salary and benefits, GM Barry recommends the following salary and benefit improvements for FY 2018-19:

1. Cost of Living Adjustment (COLA) of 3.6% for all classification ranges, effective July 1, 2018; The COLA recommendation is based on the change in the consumer price index (3.6%) for the San Francisco Bay Area for the 12 months ending February, 2018. FISCAL IMPACT: \$370,000 for FY 2018-19.
2. Increase the District contribution for medical coverage to cover the increase that is assumed for 2019, effective February 2, 2019. The District's contribution will increase from \$1,500 to \$1,600 per month for Full-time staff, and from \$900 to \$1,000 per month for part-time benefitted. FISCAL IMPACT: \$27,000 for the period from February, 2019 through June, 2019.
3. Implement a District match for contributions to the 457 deferred compensation plans for part-time benefitted staff that vests immediately. As envisioned, the District would match employee contributions up to 4% of their salaries. Full-time staff would not be eligible given their enrollment in the ACERA pension plan. Estimated to be effected as of September 1, 2018. FISCAL IMPACT: \$80,000 for FY 2018-19.
4. Market Adjustments from Compensation Study findings: the District's recently concluded compensation study identified several benchmark and related positions that are materially below market, defined as the median compensation levels for similar roles in survey agencies (see Attachment A). Staff recommend making incremental progress this year and, potentially, in subsequent years, toward addressing positions where the study indicates existing salary levels are more than 20% below the median of the market. FISCAL IMPACT: \$125,000 for FY 2018-19.

FISCAL IMPACT: The total, annual impact for FY 2018-19 of the above recommendations is estimated to be \$602,000 and is incorporated in the balanced, proposed budget for FY 2018-19.

Attachments:

- A. FY 2018-19 Salary Resolution
- B. FY 2018-19 Salary Schedule (DRAFT)

**ATTACHMENT A:
IN THE BOARD OF DIRECTORS
OF THE
LIVERMORE AREA RECREATION AND PARK DISTRICT**

RESOLUTION NO. _____

**A RESOLUTION DESIGNATING THE COMPENSATION
FOR DISTRICT EMPLOYEES DURING FISCAL YEAR 2018-19**

WHEREAS, it is necessary to designate the compensation and benefit packet to be provided to persons employed in various positions in the Livermore Area Recreation and Park District during the Fiscal Year 2018-19;

NOW, THEREFORE BE IT RESOLVED, that the Board of Directors as the governing body of said District hereby resolves as follows:

SECTION I

This resolution shall be known as the "Salary Resolution" of the Livermore Area Recreation and Park District effective July 1, 2018.

SECTION II

The compensation of competitive service employees, non-competitive service employees, and the Board of Directors of the Livermore Area Recreation and Park District for the Fiscal Year 2018-19 is hereby fixed and set forth in the following schedule and in Attachment A of this Resolution, to wit:

CLASSIFICATION NUMBER/POSITION		COMPENSATION
0005	Board of Directors	\$100 for each regular or special Board meeting. \$75 each for any other qualifying meeting. Not to exceed \$500 in any calendar month.
3005	Personnel Commission	None.
1001	General Manager	To be negotiated with the Board of Directors.

SECTION III

Benefit levels and other compensation for competitive service, part-time benefited employees, and Board of Directors of the Livermore Area Recreation and Park District are hereby set forth and fixed, as follows:

1. **Employee Medical Insurance Plan**. Effective February 1, 2019, the District will contribute up to \$1,600 per month for full-time employees and up to \$1,000 per month for part-time benefited employees and employees covered under the Affordable Care Act ("ACA").
2. **Employee Dental Insurance Plan**. The District will contribute up to \$103.00 per month for full-time employees. The District will contribute up to \$36.00 per month for part-time benefited employees.

3. **Employee Vision/Hearing Program.** Effective January 1, 2019, the District will contribute up to \$750 for full-time employees and up to \$375 for part-time benefited employees for vision and hearing administered through the Health Reimbursement Account.
4. **Employee Disability and Life Insurance Plans.** The District will provide District-approved disability insurance plans and life insurance plans for full-time and part-time benefited employees at no cost to the employees.
5. **Deferred Compensation Program.** The District will provide a deferred compensation program funded by employee contributions for full-time and part-time benefited employees. In addition, the District will provide a matching contribution of up to 4% of the salary of part-time benefited staff and said match will vest immediately.
6. **Dependent Care Assistance Program and Employer-Provided Day Care Benefit.** Eligible full-time and part-time benefited employees may participate in the District's Dependent Care Assistance Program and Employer-Provided Day Care Benefit.
7. **Mileage.** Employees of the District, when properly authorized and required to use their privately owned automobile in performance of official duties, shall be allowed actual and necessary traveling expenses at the same rate as that set periodically by the Internal Revenue Service for auto expense allowance.
8. **District Contribution to Employee's Share of Retirement (full-time, ACERA).** The District no longer contributes to the employee's share of retirement contributions.
9. **District Contribution to Retirement Fund.** The District will contribute to the retirement fund, a percentage of the employee's gross salary, based on an annual valuation, at the following formula:
 Tier I: Min: 1.34% at 50; Max: 2.62% at 62
 Tier III: Min: 2.00% at 50; Max: 2.50% at 55
 Tier IV: Min: 1.00% at 52; Max: 2.50% at 67

ON MOTION of Director _____, seconded by Director _____, the foregoing resolution was passed and adopted this 13th day of June, 2018, by the following roll call vote:

AYES:

NOES:

ABSTENTIONS:

ABSENT:

Approved this 13th day of June, 2018,

 Maryalice Faltings
 Chair, Board of Directors

ATTEST:

 Timothy J. Barry
 General Manager and ex-officio Clerk
 to the Board of Directors

ATTACHMENT B:
DRAFT SALARY SCHEDULE FOR FY 2018-19

EXEMPT

Title	Adjustment Type	Job Code	Step 1	Step 2	Step 3	Step 4	Step 5
Assistant General Manager	(1),(2)	1002L	\$ 128,357 \$ 61.71	\$ 135,387 \$ 65.09	\$ 142,438 \$ 68.48	\$ 149,469 \$ 71.86	\$ 156,499 \$ 75.24
Administrative Services Manager	(1),(2)	1020L	\$ 115,253 \$ 55.41	\$ 121,576 \$ 58.45	\$ 127,899 \$ 61.49	\$ 134,222 \$ 64.53	\$ 140,525 \$ 67.56
Accounting Supervisor	(1),(2)	5238L	\$ 80,954 \$ 38.92	\$ 85,384 \$ 41.05	\$ 89,856 \$ 43.20	\$ 94,286 \$ 45.33	\$ 98,738 \$ 47.47
Aquatics Supervisor	(1),(2)	5233L	\$ 81,390 \$ 39.13	\$ 85,842 \$ 41.27	\$ 90,293 \$ 43.41	\$ 94,765 \$ 45.56	\$ 99,216 \$ 47.70
Chief Ranger	(1),(2)	5232L	\$ 81,390 \$ 39.13	\$ 85,842 \$ 41.27	\$ 90,293 \$ 43.41	\$ 94,765 \$ 45.56	\$ 99,216 \$ 47.70
Department Manager	(1),(2)	5225L	\$ 97,843 \$ 47.04	\$ 103,230 \$ 49.63	\$ 108,597 \$ 52.21	\$ 113,963 \$ 54.79	\$ 119,371 \$ 57.39
Facilities Maintenance Supervisor	(1),(2)	5215L	\$ 77,501 \$ 37.26	\$ 81,744 \$ 39.30	\$ 86,008 \$ 41.35	\$ 90,251 \$ 43.39	\$ 94,515 \$ 45.44
Finance Manager	(1),(2)	1010L	\$ 104,790 \$ 50.38	\$ 110,531 \$ 53.14	\$ 116,272 \$ 55.90	\$ 121,992 \$ 58.65	\$ 127,754 \$ 61.42
Financial Analyst	(1),(2)	3011L	\$ 80,954 \$ 38.92	\$ 85,384 \$ 41.05	\$ 89,856 \$ 43.20	\$ 94,286 \$ 45.33	\$ 98,738 \$ 47.47
Human Resources Analyst	(1),(2)	3012L	\$ 80,954 \$ 38.92	\$ 85,384 \$ 41.05	\$ 89,856 \$ 43.20	\$ 94,286 \$ 45.33	\$ 98,738 \$ 47.47
Human Resources Manager	(1),(2)	1025L	\$ 100,235 \$ 48.19	\$ 105,747 \$ 50.84	\$ 111,259 \$ 53.49	\$ 116,750 \$ 56.13	\$ 122,262 \$ 58.78
Marketing and Operations Supervisor	(1),(2)	5236L	\$ 81,390 \$ 39.13	\$ 85,842 \$ 41.27	\$ 90,293 \$ 43.41	\$ 94,765 \$ 45.56	\$ 99,216 \$ 47.70
Park Supervisor	(1),(2)	5435L	\$ 81,390 \$ 39.13	\$ 85,842 \$ 41.27	\$ 90,293 \$ 43.41	\$ 94,765 \$ 45.56	\$ 99,216 \$ 47.70
Parks and Facilities Manager	(1),(2)	5440L	\$ 97,843 \$ 47.04	\$ 103,230 \$ 49.63	\$ 108,597 \$ 52.21	\$ 113,963 \$ 54.79	\$ 119,371 \$ 57.39
Recreation Supervisor	(1),(2)	5235L	\$ 77,501 \$ 37.26	\$ 81,744 \$ 39.30	\$ 86,008 \$ 41.35	\$ 90,251 \$ 43.39	\$ 94,515 \$ 45.44
Youth Services Supervisor	(1),(2)	5239L	\$ 81,390 \$ 39.13	\$ 85,842 \$ 41.27	\$ 90,293 \$ 43.41	\$ 94,765 \$ 45.56	\$ 99,216 \$ 47.70

- (1) COLA of 3.6%
(2) Market Adjustment
(3) Minimum wage and compaction adjustment
(4) Closed Step GAPS

**ATTACHMENT B:
DRAFT SALARY SCHEDULE FOR FY 2018-19**

NON-EXEMPT

Title	Adjustment Type	Job Code	Step 1	Step 2	Step 3	Step 4	Step 5	Step 6	Step 7	Step 8
ADMINISTRATION										
Assistant to the General Manager	(1)	1005L	\$ 37.07	\$ 39.10	\$ 41.14	\$ 43.17	\$ 45.21			
Senior Office Assistant	(1)	PT850	\$ 19.07	\$ 20.02	\$ 20.96	\$ 21.90	\$ 22.86	\$ 23.81	\$ 24.75	\$ 25.71
Office Assistant	(1), (2)	PT848	\$ 12.71	\$ 13.33	\$ 13.97	\$ 14.60	\$ 15.24	\$ 15.87	\$ 16.51	\$ 17.14
Administrative Assistant	(1), (2)	PT880	\$ 25.39	\$ 26.51	\$ 27.62	\$ 28.74	\$ 29.87	\$ 30.99	\$ 32.09	\$ 33.21
Administrative Aide	(1), (2)	PT854	\$ 23.04	\$ 24.19	\$ 25.33	\$ 26.48	\$ 27.64	\$ 28.79	\$ 29.93	\$ 31.08
Accounting Assistant	(1), (2)	PT879	\$ 23.04	\$ 24.19	\$ 25.33	\$ 26.48	\$ 27.64	\$ 28.79	\$ 29.93	\$ 31.08
I.T. Technician	(1), (2)	PT877	\$ 27.50	\$ 29.01	\$ 30.43	\$ 31.91	\$ 33.37	\$ 34.84	\$ 36.29	\$ 37.78
Human Resources Technician	(1), (2)	PT881	\$ 27.50	\$ 29.01	\$ 30.43	\$ 31.91	\$ 33.37	\$ 34.84	\$ 36.29	\$ 37.78
Payroll Technician	(1), (2)	PT876	\$ 27.50	\$ 29.01	\$ 30.43	\$ 31.91	\$ 33.37	\$ 34.84	\$ 36.29	\$ 37.78
Professional Technical	(1)	PT620	Minimum	\$ 21.32					Maximum	\$90.61
AQUATICS										
Aquatics Coordinator	(1)	7643L	\$ 27.86	\$ 29.39	\$ 30.92	\$ 32.45	\$ 33.98			
Aquatics Lead	(3)	PT563	\$ 16.44	\$ 17.35	\$ 18.26	\$ 19.20	\$ 20.26	\$ 21.29	\$ 22.41	\$ 23.51
Lifeguard II	(3)	PT272	\$ 13.60	\$ 14.37	\$ 15.16	\$ 15.96	\$ 16.84	\$ 17.74	\$ 18.70	\$ 19.63
Lifeguard I	(3), (4)	PT270	\$ 12.00	\$ 12.60	\$ 13.23	\$ 13.89	\$ 14.58	\$ 15.31	\$ 16.08	\$ 16.88
Aquatics Coach	(1)	PT274	\$ 21.30	\$ 22.47	\$ 23.66	\$ 24.84	\$ 26.02	\$ 27.22	\$ 28.40	\$ 29.58
Aquatics Instructor	(1)	PT276	\$ 21.30	\$ 22.47	\$ 23.66	\$ 24.84	\$ 26.02	\$ 27.22	\$ 28.40	\$ 29.58
Swim Instructor	(3)	PT278	\$ 13.60	\$ 14.37	\$ 15.16	\$ 15.96	\$ 16.84	\$ 17.74	\$ 18.70	\$ 19.63
EVENTS & MARKETING										
Event & Marketing Coordinator	(1), (2)	7260L	\$ 26.17	\$ 27.60	\$ 29.03	\$ 30.47	\$ 31.91			
Facilities & Operations Coordinator	(1), (2)	7258L	\$ 26.17	\$ 27.60	\$ 29.03	\$ 30.47	\$ 31.91			
Senior Facility Attendant	(1)	PT282	\$ 16.56	\$ 17.39	\$ 18.22	\$ 19.04	\$ 19.88	\$ 20.71	\$ 21.54	\$ 22.36
Facility Attendant	(3)	PT280	\$ 12.00	\$ 12.60	\$ 13.23	\$ 13.89	\$ 14.58	\$ 15.31	\$ 16.08	\$ 16.88
Marketing & Communication Specialist	(1)	PT860	\$ 20.71	\$ 21.74	\$ 22.77	\$ 23.78	\$ 24.83	\$ 25.87	\$ 26.89	\$ 27.92
FLEET										
Senior Mechanic	(1)	7453L	\$ 32.30	\$ 34.08	\$ 35.86	\$ 37.64	\$ 39.41			
Mechanic	(1)	7235L/PT420	\$ 27.22	\$ 28.55	\$ 29.92	\$ 31.27	\$ 32.61	\$ 33.96	\$ 35.34	\$ 36.67
MAINTENANCE										
Pool Maintenance Specialist	(1)	7462L	\$ 30.17	\$ 31.83	\$ 33.48	\$ 35.14	\$ 36.81			
Senior Facility Maintenance Technician	(1)	7244L	\$ 29.22	\$ 30.82	\$ 32.43	\$ 34.03	\$ 35.64			
Facilities Maintenance Technician	(1), (2)	7256L/PT465	\$ 23.64	\$ 24.43	\$ 25.24	\$ 26.04	\$ 26.85	\$ 27.67	\$ 28.52	\$ 29.39

(1) COLA of 3.6%

(2) Market Adjustment

(3) Minimum wage and compaction adjustment

(4) Closed Step GAPS

ATTACHMENT B:
DRAFT SALARY SCHEDULE FOR FY 2018-19

NON-EXEMPT (continued)

Title	Adjustment Type	Job Code	Step 1	Step 2	Step 3	Step 4	Step 5	Step 6	Step 7	Step 8
PARK MAINTENANCE										
Park Foreman	(1)	7451L	\$ 32.30	\$ 34.08	\$ 35.86	\$ 37.64	\$ 39.41			
Park Maintenance Technician	(1)	7464L/PT460	\$ 27.38	\$ 28.87	\$ 30.38	\$ 31.87	\$ 33.37			
Irrigation Technician	(1)	7233L/PT462	\$ 27.38	\$ 28.87	\$ 30.38	\$ 31.87	\$ 33.37			
Park Worker	(1)	PT464	\$ 15.14	\$ 15.92	\$ 16.69	\$ 17.47	\$ 18.25	\$ 19.03	\$ 19.81	\$ 20.59
Park Enhancement Coordinator	(1)	PT466	\$ 23.15	\$ 24.21	\$ 25.28	\$ 26.35	\$ 27.41	\$ 28.48	\$ 29.55	\$ 30.63
Park Enhancement Aide	(3), (4)	PT467	\$ 12.00	\$ 12.60	\$ 13.23	\$ 13.89	\$ 14.58	\$ 15.31	\$ 16.08	\$ 16.88
OPEN SPACE										
Park Ranger	(1)	7455L/PT453	\$ 30.10	\$ 31.74	\$ 33.39	\$ 35.04	\$ 36.68			
Naturalist	(1)	PT559	\$ 21.65	\$ 22.73	\$ 23.82	\$ 24.93	\$ 26.01	\$ 27.11	\$ 28.19	\$ 29.28
Park Ranger Aide	(1)	PT450	\$ 18.81	\$ 19.75	\$ 20.71	\$ 21.65	\$ 22.60	\$ 23.55	\$ 24.49	\$ 25.44
Open Space Technician	(1)	7454L	\$ 27.38	\$ 28.87	\$ 30.38	\$ 31.87	\$ 33.37			
RECREATION										
Recreation Coordinator	(1), (2)	PT258	\$ 21.23	\$ 22.61	\$ 23.99	\$ 25.38	\$ 26.77	\$ 28.15	\$ 29.54	\$ 30.93
Recreation Leader III	(1)	PT526	\$ 17.06	\$ 17.95	\$ 18.86	\$ 19.76	\$ 20.63	\$ 21.54	\$ 22.42	\$ 23.33
Recreation Leader II	(3)	PT252	\$ 14.57	\$ 15.34	\$ 16.12	\$ 16.88	\$ 17.62	\$ 18.40	\$ 19.15	\$ 19.93
Recreation Leader I	(3), (4)	PT250	\$ 12.00	\$ 12.63	\$ 13.27	\$ 13.90	\$ 14.51	\$ 15.15	\$ 15.77	\$ 16.41
YOUTH SERVICES										
Youth Services Coordinator	(1)	7257L	\$ 27.86	\$ 29.39	\$ 30.92	\$ 32.45	\$ 33.98			
Lead Teacher	(1)	7355L/PT248	\$ 23.69	\$ 25.00	\$ 26.30	\$ 27.60	\$ 28.90			
Teacher III	(1)	PT246	\$ 18.65	\$ 19.21	\$ 19.79	\$ 20.38	\$ 20.99	\$ 21.62	\$ 22.26	\$ 22.94
Teacher II	(1)	PT242	\$ 16.58	\$ 17.07	\$ 17.58	\$ 18.11	\$ 18.66	\$ 19.22	\$ 19.79	\$ 20.39
Teacher I	(1)	PT240	\$ 14.77	\$ 15.22	\$ 15.67	\$ 16.14	\$ 16.63	\$ 17.13	\$ 17.64	\$ 18.17
Senior Program Leader	(1)	PT239	\$ 18.49	\$ 19.05	\$ 19.62	\$ 20.21	\$ 20.81	\$ 21.43	\$ 22.08	\$ 22.74
Program Leader	(1)	PT238	\$ 12.03	\$ 12.39	\$ 12.76	\$ 13.15	\$ 13.54	\$ 13.94	\$ 14.36	\$ 14.79
Enrollment Eligibility Specialist	(1), (2)	PT856	\$ 23.04	\$ 24.19	\$ 25.33	\$ 26.48	\$ 27.64	\$ 28.79	\$ 29.93	\$ 31.08

(1) COLA of 3.6%

(2) Market Adjustment

(3) Minimum wage and compaction adjustment

(4) Closed Step GAPS

Livermore Area Recreation and Park District

Staff Report

TO: Chair Faltings and Board of Directors

FROM: Timothy J. Barry, General Manager

PREPARED BY: Jeffrey Schneider, Administrative Services Manager
Julie Dreher, Financial Analyst

DATE: June 13, 2018

SUBJECT: Preliminary FY18-19 Operating Budget

COMMITTEES: Reviewed by the Personnel Commission on May 8, 2018
Reviewed by the Personnel Committee on May 10, 2018
Reviewed by the Finance Committee on May 21, 2018

RECOMMENDATION: That the Board of Directors adopt Resolution No. _____, approving the District's Preliminary FY18-19 Operating Budget.

BACKGROUND: The District is required to obtain Board approval of its Preliminary Operating Budget by June 30th and the Final Operating Budget by August 30th each year. In February, the Board addresses mid-year changes and approves, as appropriate, adjustments to the Budget.

Staff reviewed a key component of its preliminary operating budget for FY 2018-19, the salary and benefits plans, with the Personnel Commission on May 8, 2018 and with the Personnel Committee on May 10, 2018. Both the Commission and the Personnel Committee recommend approval of the recommended salary and benefits plans, which are outlined below.

Staff reviewed the attached Preliminary Operating Budget for FY 2018-19 with the Finance Committee on May 21, 2018, and received the Committee's recommendation that the budget, as presented, be approved by the Board.

Each year, the District conducts a Budget Workshop that provides the Board with summary and unit-level views of its Preliminary Operating Budget for the coming fiscal year and obtains the Board's feedback and guidance. This year, the Workshop was held on June 13, 2018, prior to the formal presentation of the Preliminary Operating Budget at the June 13, 2018 Board meeting.

A final operating budget will be presented to the Board at the August 11, 2018 Board meeting.

HIGHLIGHTS:

- The General Manager has approved the balanced preliminary operating budget for FY 2018-19 that is outlined in Attachment A (LAPD FY18-19 Operating Budget Book).

- **Revenue:** The preliminary operating budget for FY 2018-19 is \$21,884,501, which is \$804,877, or 4%, above the mid-year 2017-18 operating budget that was approved by the Board on February 20, 2018 and which remains our best forecast for the current fiscal year. The preliminary revenue plan for FY 2018-19 reflects the following:
 - Property Taxes will increase 6%, from \$9,392,000 to \$9,961,000 based on the latest available data from Alameda County Tax Assessor's office;
 - Parcel Taxes (97-1) will increase by \$29,900 to \$1,524,900, a 2% increase, which is the maximum annual increase allowed;
 - Unit-specific assumptions:
 - Parks: discontinuation of Zone 7 contract; impact: -\$120,000;
 - Aquatics: Pool closure due to Pool Deck Renovation; impact -\$37,000;
 - Field Rental: the end of the District's agreement with Fusion Soccer in October allows for new rental fees; impact +\$60,000;
 - Fee increases are reflected in ESS (1.5%), Preschool (4%), youth sports (5%), adult basketball league fees (11%), field prep and lining (14%), and gym use (14% for residents and 11% for non-residents). In addition, a new basketball tournament fee of \$60/hour/court was added.
 - Camp Shelly's early closure, required for the installation of a new restroom/shower facility, will negatively impact revenue by approximately \$4,000.
 - Sycamore Grove parking fees will be negatively impacted by approximately \$3,000 as a result of the Arroyo del Valle trail renovation project.
- **Salary and Benefits:** At \$15,168,836 for FY 2018-19, these expenses are \$1,144,258, or 8%, above the FY 2017-18 mid-year budget. The upcoming fiscal year budget currently allows for the consideration of compensation and benefit initiatives that are above and beyond the adjustments required to accommodate the new minimum wage and for annual step increases for all employees with a positive performance review, which are automatically included in the annual budget. The salary and benefit initiatives listed below include staff's suggestions provided to General Manager Tim Barry during his annual Employee Benefits meetings for full-time and part-time benefited staff, which were held on April 11, 2018.
 - Cost of Living Adjustment (COLA) of 3.6% for all classification ranges, effective July 2, 2018; The COLA recommendation is based on the change in the consumer price index (3.6%) for the San Francisco Bay Area for the 12 months ending February, 2018. FISCAL IMPACT: \$370,000.
 - Increase the District contribution for medical coverage by \$100 per month per benefited employee to cover the increase in premiums that is assumed for 2019. Alameda County, the administrator of the District's medical plan, indicates the District can expect medical premiums to increase by 5% (or \$100 per month per employee), at most, above 2018. This change is effective February, 2019 and will result in an increase of \$100 per month per benefited employee in the District's maximum contribution for all full-time and part-time benefited staff (based on Kaiser HMO data for EE+family premiums). FISCAL IMPACT: \$27,000.
 - Implement a District match for contributions to the 457 deferred compensation plans for part-time benefited staff. As envisioned, the District would match employee contributions up to 4% of their salaries. Full-time staff would not be eligible given their enrollment in the ACERA pension plan. FISCAL IMPACT: \$80,000.

- **Other Salary and Benefits Changes:**

- There are three additional positions in the preliminary operating budget:
 - One full-time Park Ranger/Trails Coordinator to be hired in September, 2018; impact \$90,000
 - This position would report to the Chief Ranger and assist Open Space Parks with general ranger duties and be the point of contact for trail development projects, volunteer trail maintenance coordination, volunteer trail building projects, and local and regional trail planning efforts.
 - Two part-time benefited Park Workers to be hired in July, 2018; impact \$104,000
 - These two positions would be in place of a vacant full-time position and will result in a net cost savings to the unit budget.
- Implement Salary Range Changes Consistent with Compensation Study Findings: the District's recently concluded compensation study identified several benchmark and related positions that are materially below market, defined as the median compensation levels for similar roles in agencies that were surveyed. Staff recommends making incremental progress this year and, potentially, in subsequent years, toward addressing positions where the study indicates existing salary levels are more than 20% below the median of the market. Affected positions would receive either a 5% or 2.5% increase. FISCAL IMPACT: \$125,000.
- Benefit Plan Participation: Staff analysis of actual benefit enrollment indicates that 90% of full-time and 68% of part-time benefited staff actually enrolled in our programs, and when staff did enroll, they did so at levels below that of employee plus family (the most costly of our possible options). The budget for FY 2018-19 reflects actual enrollment patterns through January 2019, and then assumes 90% overall participation for the new benefit year, beginning in February, 2019, which frees up funding for other District priorities.
- **Services and Supplies:** At \$6,441,211 for FY 2018-19, these expenses are \$191,912, or 3% above the FY 2017-18 mid-year budget. Items of note in the FY 2018-19 budget:
 - Bi-annual election fees of \$160,000
 - At \$519,040 for FY 2018-19, utilities will increase 5% versus current year
 - At \$1,164,140 for FY 2018-19, water will increase 3% versus current year
 - New payroll/time reporting application: \$25,000 for deployment and \$17,500 for on-going subscription fees for the October, 2018 through June, 2019 period. Staff expects noticeable improvements in efficiency and accuracy by replacing the current manual time sheet process.
- **Contingency budget:** \$100,000, as in past years.
- **Capital Equipment:** Capital equipment is limited to two items that were planned in FY 2017-18 but which will carry-over into FY 2018-19:
 - \$125,000 for new energy efficient lighting fixtures for the Cresta Blanca room at RLCC; and
 - \$49,454 (current estimate) for an upgrade to the RLCC's video surveillance and storage system

THE ATTACHMENT TO

ITEM 11.6 PRELIMINARY FY18-19 OPERATING BUDGET

IS IDENTICAL TO THAT INCLUDED IN ITEM 2.1

OF THE BUDGET WORKSHOP


PLEASE REFER TO THAT ITEM [2.1]

FOR THE ATTACHED OPERATING BUDGET BOOK

Livermore Area Recreation and Park District

Staff Report

TO: Chair Faltings and Board of Directors

FROM: Timothy J. Barry, General Manager 

PREPARED BY: Jeffrey Schneider, Administrative Services Manager
Julie Dreher, Financial Analyst

DATE: June 13, 2018

SUBJECT: FY 2018-21 Preliminary Capital Improvement Plan (CIP) Budget

COMMITTEES: Reviewed by the Facilities and Finance Committees on May 21, 2018

RECOMMENDATION: That the Board of Directors adopt Resolution No. _____, approving the District's Preliminary FY18-21 Capital Improvement Plan (CIP).

BACKGROUND: The District is required to obtain Board approval of its Preliminary CIP Budget by June 30th and the Final CIP Budget by August 30th each year. In February, the Board addresses mid-year changes and approves, as appropriate, adjustments to the Budget.

Staff reviewed a draft of the Preliminary CIP Budget for FY 2018-21 with the Facilities and Finance Committees on May 21, 2018, and received the Committees' recommendations that the budget, as presented, be approved by the Board.

Each year, the District conducts a Budget Workshop that provides the Board with a view of its Preliminary CIP Budget for the coming fiscal year and obtains the Board's feedback and guidance. This year, the Workshop was held on July 13, 2018, prior to the formal presentation of the Preliminary CIP Budget at the June 13, 2018 Board meeting.

A final CIP budget will be presented to the Board at the August 11, 2018 Board meeting.

HIGHLIGHTS:

- The General Manager has approved the preliminary CIP budget for FY 2018-21 that is outlined in Attachment A (FY18-21 Capital Improvement Plan Preliminary Budget).
- Relative to the draft Preliminary CIP budget that was presented to the Finance and Facilities Committees on May 21, 2018, only one change is reflected: an addition of \$22k in FY 2018-19 for project #723, Patterson Ranch Trail (please see explanatory notes, below).
- Attachment A contains the following sections:
 - Priority A Projects

- Priority B Projects
 - Completed Projects
 - Proposed Changes, including:
 - Projects that staff recommends be removed;
 - Projects to be moved from Priority B to Priority A; and
 - New projects to be added to Priority A.
 - Unfunded Project List
- **Priority A Projects:**
 - Given the Board-approved direction to engage in a new bid process for the four playground projects, including May Nissen, (project #508), Big Trees (project #426), Pleasure Island (project #706), and Jane Addams (project #327), staff have revised the timing of financial outlays for these projects, moving a portion of the project spend to FY 19-20, though the total budget for them remains as approved by the Board at its March 28, 2018 meeting.
 - Staff has identified specific projects under the umbrella of the Asset Management High Priority Projects (project #729). Attachment A includes the following:
 - Project 729A, Rodeo Stadium Infrastructure Improvements, for which staff have identified costs of \$150,000 in FY 18-19 for an engineering analysis to determine the extent of required repairs to concrete to address safety concerns;
 - Project 729B, May Nissen Pool Renovation, which, at a cost of \$400,000, will address county health and safety code considerations that call for the deployment of one pump system (chemical controllers, pumps, filters, etc....) per pool (currently there is one system for the two pools at May Nissen).
 - Project 729C, Tex Spruiell Park Renovation, which entails design work that will address the renovation of a pathway and par course, the resurfacing of a basketball court, and the renovation of the irrigation system; design work will cost of \$90,000, while costs to implement the project as designed will be determined upon design completion.
 - Project 729D, Energy Efficiency Measures, involves upgrading the energy infrastructure at the RLCC at a total cost of \$2,697,000. Financing for this project is split: PG&E will provide 0% financing for 10x the annual energy savings that have been projected for the project, or \$1,328,000, which will be repaid over 10 years (program is called “on-bill-financing”). The balance of the project will be financed by the District and includes a new chiller, boilers, HVAC, lighting, energy management controls, project management, site supervision, and \$135,000 in project contingencies.
 - Sunset Park Playground: project has been delayed as the Board directed staff to re-bid this project given concerns about the prior design at its May 9, 2018 meeting. The project budget remains unchanged at \$1,200,000.
 - **Priority B Projects:**
 - Two projects are now included in the Operations budget and thus no longer appear in the Priority B list: project #406, Paving and Concrete Repair Program, and project #329, Park Monument Signs;
 - Otherwise, staff has simply pushed the timing for the remaining projects to FY19-20.
 - **Completed Projects:**
 - Three projects are reported as completed:

- Project 536, Springtown Open Space Conceptual Plan;
- Project 728, Covered Arena Fencing; and
- Project 724, Robertson Park Trail Repair

- **Proposed Changes:**

- **To Be Removed:** Three projects are now reflected in the District's Operating Budget as they are on-going maintenance-oriented efforts that consist of many, modest cost outlays:
 - Project #439, ESS – Upgrade Buildings
 - Project #406, Paving & Concrete Repair
 - Project #329, Park Monument Name Signs
- **Move from Priority B to Priority A:** Staff recommends moving one project from Priority B to Priority A:
 - Project 723, Patterson Ranch Trail; now at \$117,000, up from \$95,000 as presented in the May 21, 2018 Facilities and Finance Committees, to fund updated estimates for permits and CEQA filing fees.
- **Projects to be Added to Priority A:**
 - Robertson Park Synthetic Turf: \$125,000 to install synthetic turf in the fence area between the two existing play fields;
 - Bill Clark Park: \$100,000, funded by Signature Homes, to design and implement ADA compliance measures and other improvements.
 - Barn Renovation: \$600,000 to design and implement improved accessibility, ADA compliant restrooms, address fire safety improvements, and other renovations.
 - Altamont Creek: \$200,000 will fulfill the District's component of this project to replace the playground at Altamont Creek Park, which is being done in conjunction with the LVJUSD, who will manage the project and install the equipment. This project was approved by the Board in March, 2018,

Attachment:

A. LARPD FY18-21 Capital Improvement Plan Preliminary Budget

THE ATTACHMENT TO
ITEM 11.7 FY 2018-21 PRELIMINARY CAPITAL
IMPROVEMENT PLAN (CIP) BUDGET

IS IDENTICAL TO THAT INCLUDED IN ITEM 2.2
OF THE BUDGET WORKSHOP

PLEASE REFER TO THAT ITEM [2.2]
FOR THE ATTACHED
LARPD FY 18-21 CIP PRELIMINARY BUDGET